



US00D829643S

(12) **United States Design Patent**  
**Mita et al.**

(10) **Patent No.:** **US D829,643 S**

(45) **Date of Patent:** **\*\* Oct. 2, 2018**

- (54) **AUTOMOBILE TIRE**
- (71) Applicant: **THE YOKOHAMA RUBBER CO., LTD.**, Minato-ku, Tokyo (JP)
- (72) Inventors: **Masaya Mita**, Hiratsuka (JP); **Makoto Ishii**, Tokyo (JP)
- (73) Assignee: **THE YOKOHAMA RUBBER CO., LTD.**, Minato-ku, Tokyo (JP)

D707,621 S *	6/2014	Tokizaki	.....	D12/605
D732,468 S *	6/2015	Schoepner	.....	D12/605
D738,300 S *	9/2015	Frappart	.....	D12/605
D740,747 S *	10/2015	Sato	.....	D12/605
D777,656 S *	1/2017	Maxwell	.....	D12/605
D777,658 S *	1/2017	Taniguchi	.....	B60C 13/001
				D12/605
D801,263 S *	10/2017	Sato	.....	D12/605
D807,814 S *	1/2018	Yamakawa	.....	D12/604
2011/0253278 A1 *	10/2011	Tokizaki	.....	B60C 13/001
				152/523

- (\*\*) Term: **15 Years**
- (21) Appl. No.: **29/590,025**
- (22) Filed: **Jan. 6, 2017**

\* cited by examiner

*Primary Examiner* — Robin Valery Webster  
*Assistant Examiner* — Rachel A Voorhies  
(74) *Attorney, Agent, or Firm* — Banner & Witcoff, Ltd.

(30) **Foreign Application Priority Data**

Jul. 8, 2016 (JP) ..... 2016-014608

(51) **LOC (11) Cl.** ..... **12-15**

(52) **U.S. Cl.**  
USPC ..... **D12/605**

(58) **Field of Classification Search**  
USPC ..... D12/604-605, 500-501, 506, 534-538,  
D12/569-573, 900; D5/30; D7/396.4,  
D7/396.5  
CPC ..... B06C 13/00; B06C 1/00  
See application file for complete search history.

(57) **CLAIM**

The ornamental design for an automobile tire, as shown and described.

**DESCRIPTION**

FIG. 1 is a perspective view of an automobile tire showing our new design;  
FIG. 2 is a front view thereof;  
FIG. 3 is a rear view thereof;  
FIG. 4 is a right side view thereof;  
FIG. 5 is a left side view thereof;  
FIG. 6 is a top view thereof;  
FIG. 7 is a bottom view thereof;  
FIG. 8 is a partially enlarged view of a portion defined by lines 8-8 shown in FIG. 1;  
FIG. 9 is a partially enlarged view of a portion defined by lines 9-9 shown in FIG. 2; and,  
FIG. 10 is a cross sectional view of a portion defined by lines 10-10 shown in FIG. 9.  
In the drawings, the broken lines depict environmental subject matter only and form no part of the claimed design.

(56) **References Cited**

**U.S. PATENT DOCUMENTS**

D182,576 S *	4/1958	Ellies	.....	D12/501
D336,627 S *	6/1993	Hirose	.....	D12/534
D457,481 S *	5/2002	Shieh	.....	D12/534
D457,484 S *	5/2002	Liu	.....	D12/570
D638,783 S *	5/2011	Endou	.....	D12/605
D640,186 S *	6/2011	Miyazaki	.....	D12/605
D662,871 S *	7/2012	Miyazaki	.....	B60C 13/001
				D12/517

**1 Claim, 10 Drawing Sheets**

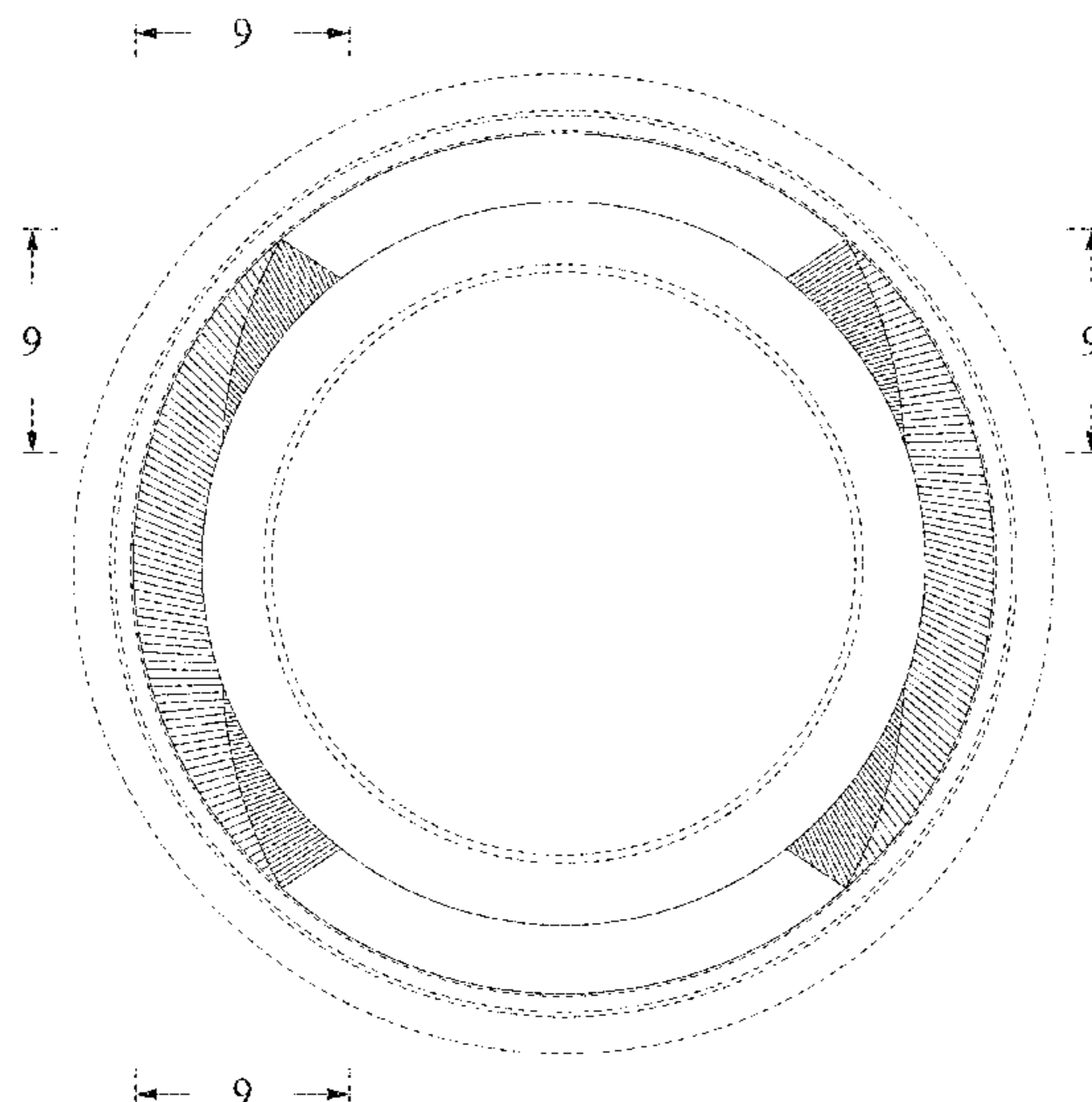
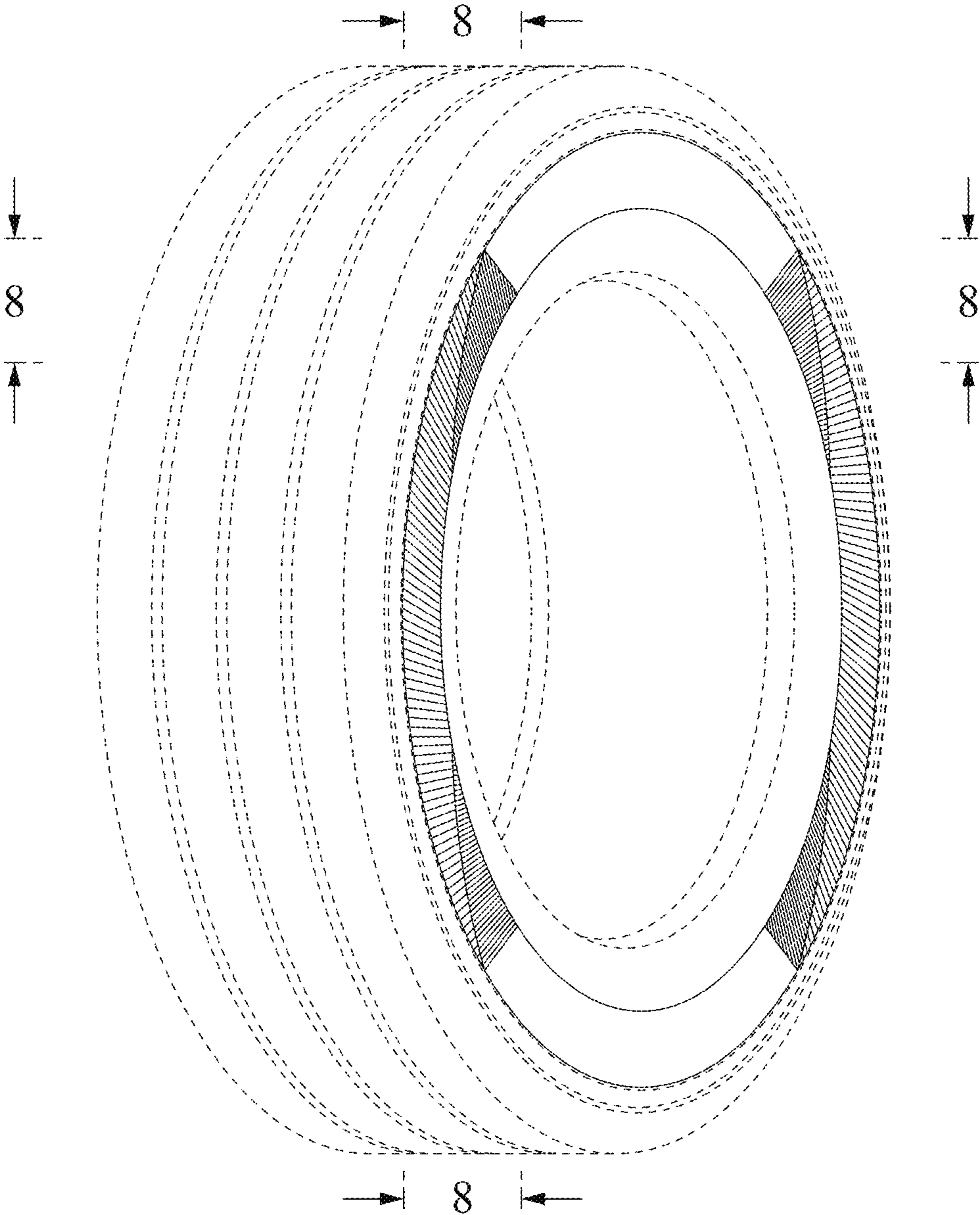
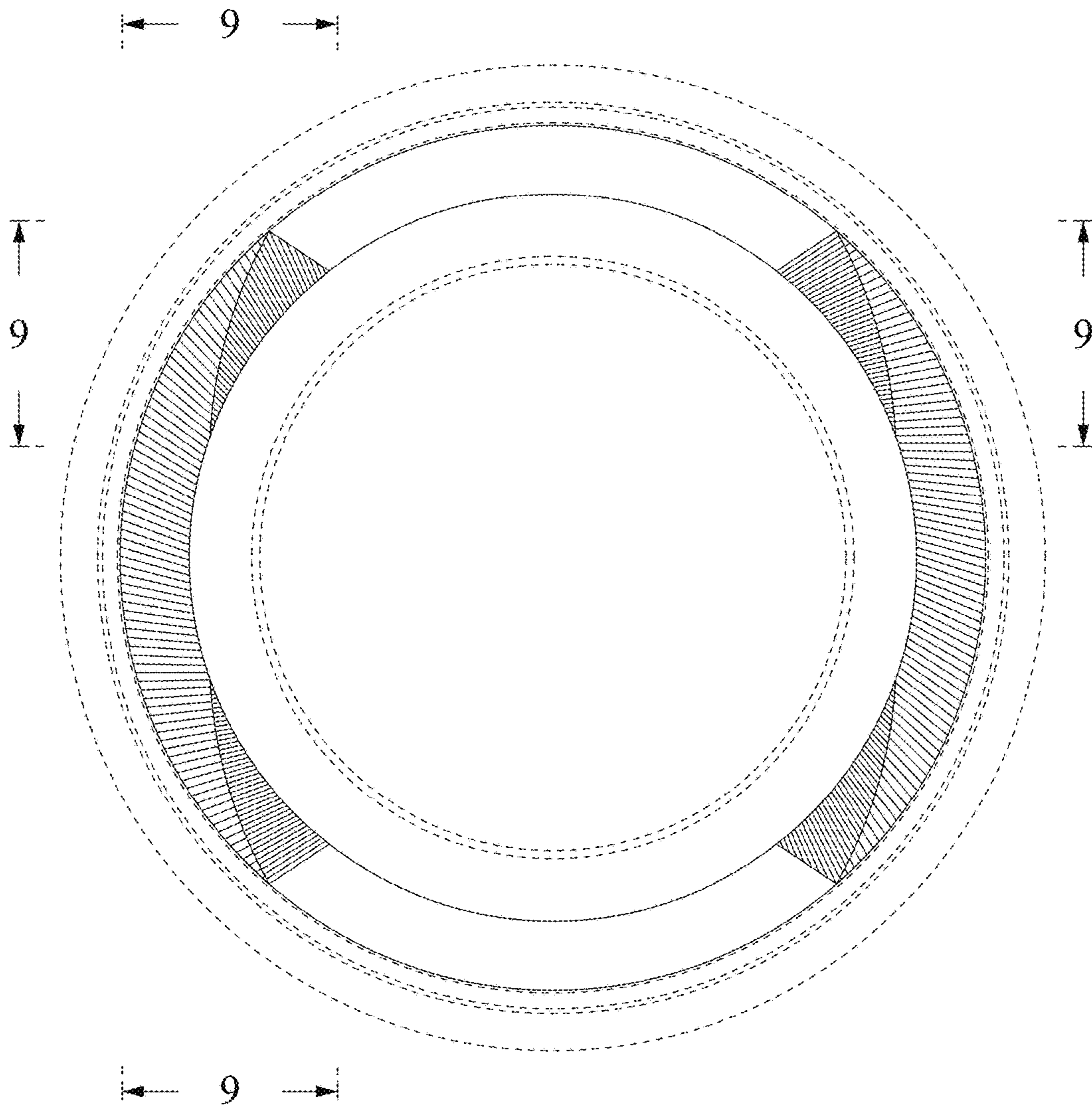


FIG. 1

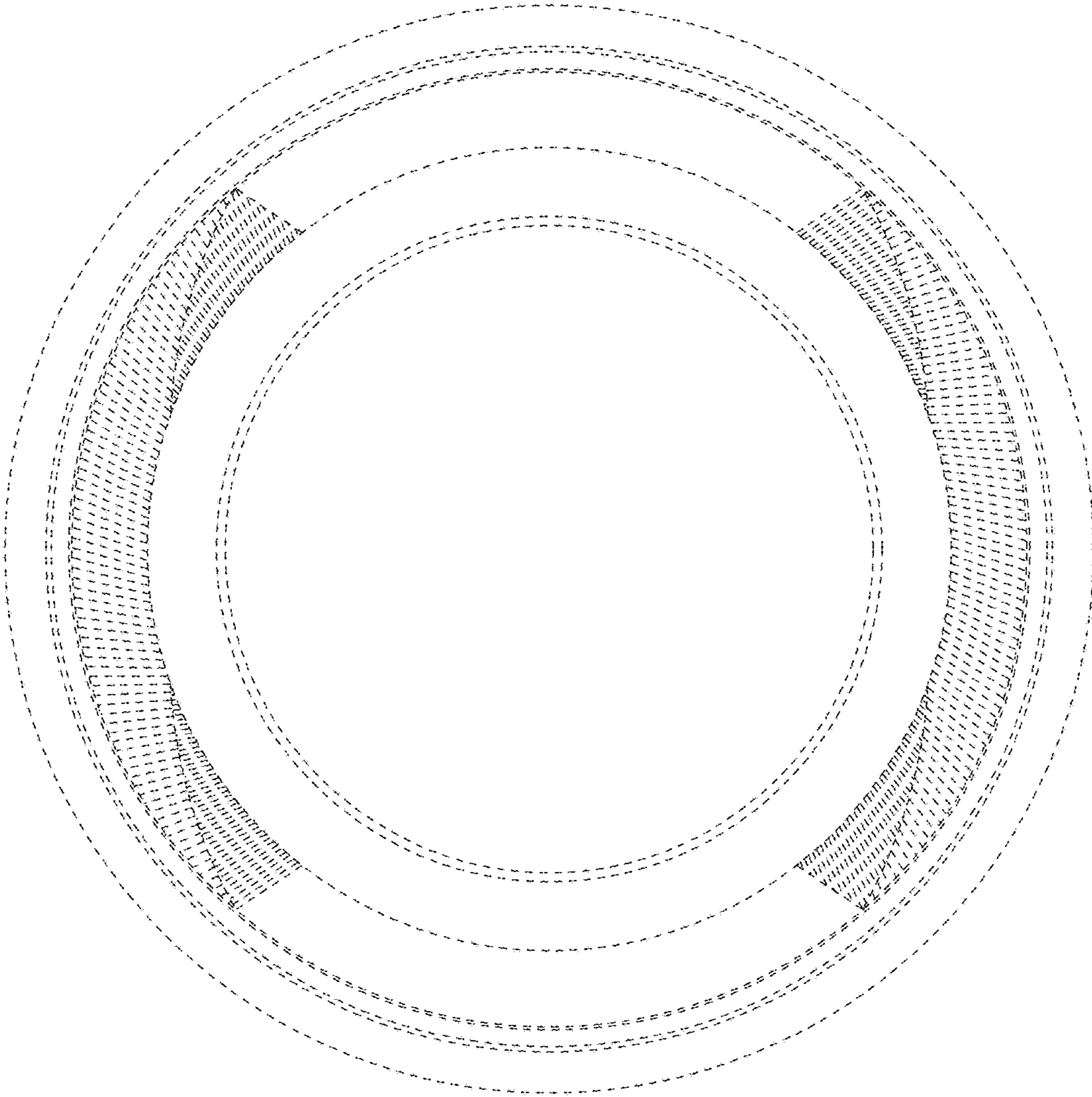


**FIG. 2**







**FIG. 3**




**FIG. 4**




**FIG. 5**



**FIG. 6**



**FIG. 7**





**FIG. 8**

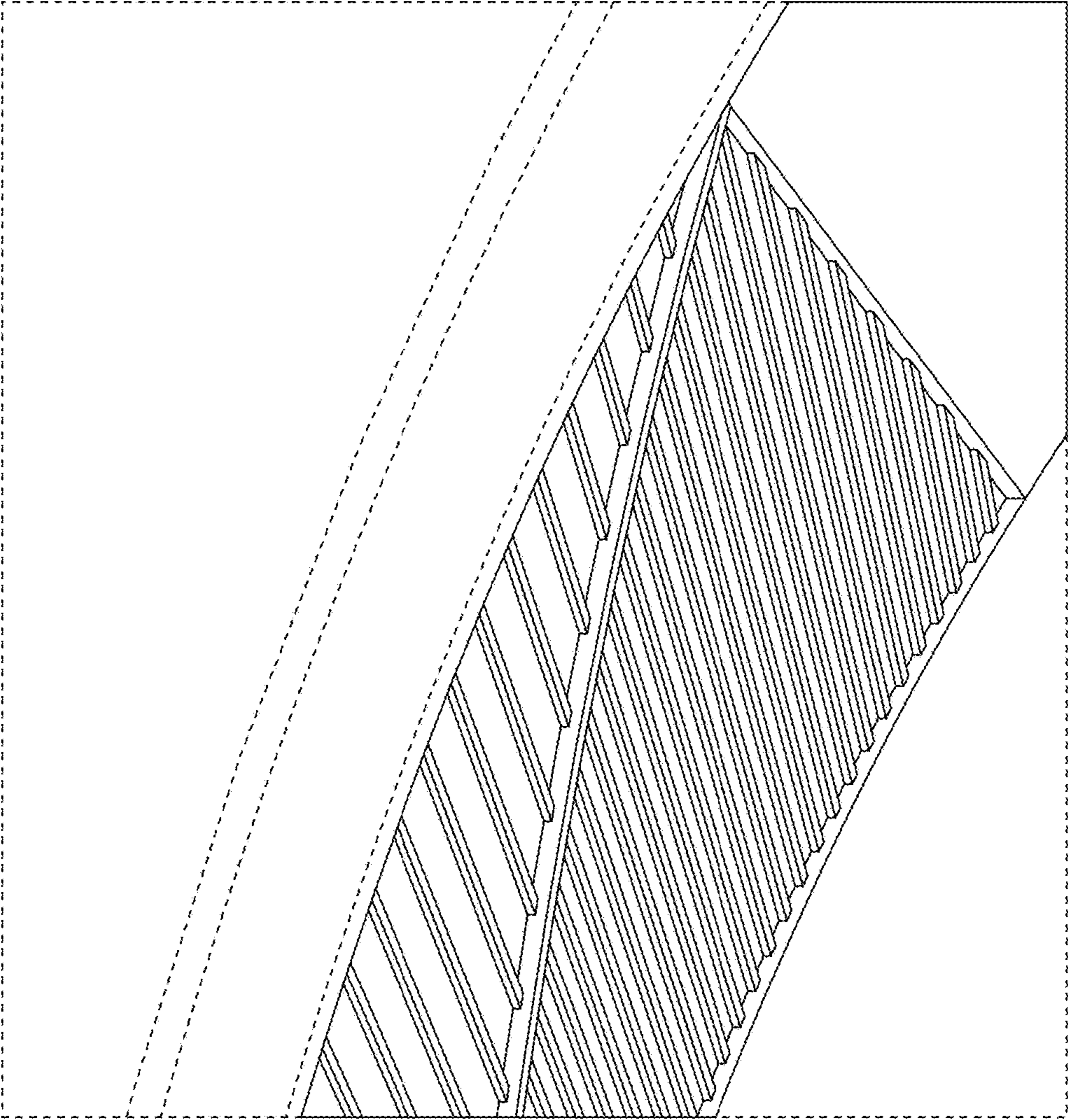
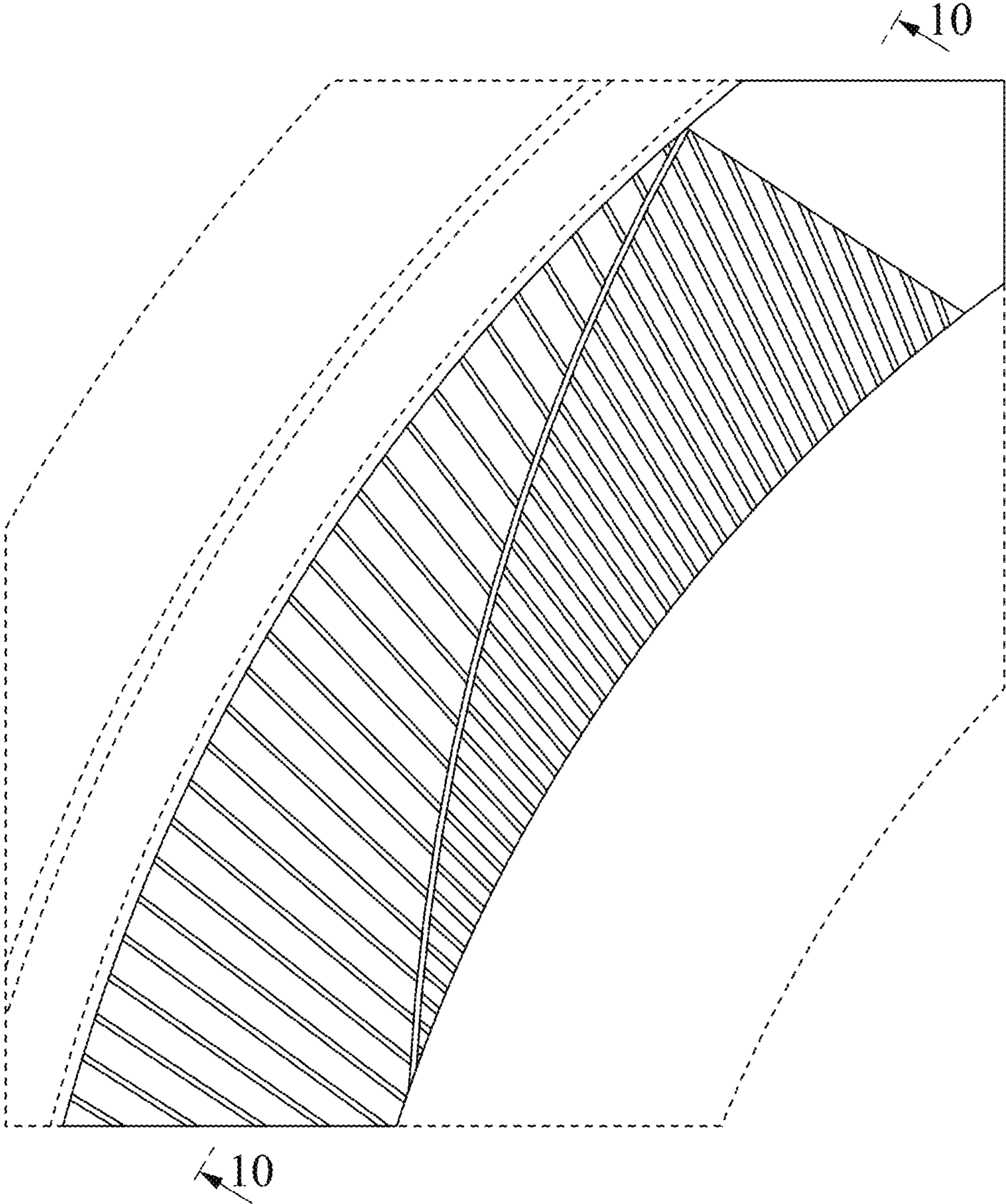


FIG. 9



**FIG. 10**

