



US00D829640S

(12) **United States Design Patent** (10) **Patent No.:** **US D829,640 S**  
**Lee** (45) **Date of Patent:** **\*\* Oct. 2, 2018**

(54) **TIRE TREAD**

(71) Applicant: **Hankook Tire Co., Ltd.**, Seoul (KR)

(72) Inventor: **Suk Young Lee**, Seoul (KR)

(73) Assignee: **Hankook Tire Co., Ltd.**, Seoul (KR)

(\*\*) Term: **15 Years**

(21) Appl. No.: **29/565,717**

(22) Filed: **May 24, 2016**

(30) **Foreign Application Priority Data**

Nov. 26, 2015 (KR) ..... 30-2015-0059724

(51) **LOC (11) Cl.** ..... **12-15**

(52) **U.S. Cl.**  
USPC ..... **D12/564**

(58) **Field of Classification Search**  
USPC ..... D12/544, 553, 554, 555, 564, 565  
CPC ..... B60C 11/0302; B60C 2011/0313  
See application file for complete search history.

(56) **References Cited**

**U.S. PATENT DOCUMENTS**

D83,804 S *	3/1931	Hargraves	.....	152/209.28
D442,125 S *	5/2001	Ratliff, Jr.	.....	D12/503
D448,721 S *	10/2001	Ochi	.....	D12/564
D603,785 S *	11/2009	Ochi	.....	D12/564
D659,080 S *	5/2012	Pons	.....	D12/564
D669,417 S *	10/2012	Takei	.....	D12/564
D711,813 S *	8/2014	Wang	.....	D12/565
D717,725 S *	11/2014	Fujita	.....	D12/552

D736,692 S *	8/2015	Fujita	.....	D12/564
D755,114 S *	5/2016	Abe	.....	D12/540
D777,650 S *	1/2017	Ishino	.....	D12/564
D786,180 S *	5/2017	Honda	.....	D12/552
D786,781 S *	5/2017	Takei	.....	D12/563

\* cited by examiner

*Primary Examiner* — Robert Middleton Spear

(74) *Attorney, Agent, or Firm* — Hamre, Schumann, Mueller & Larson, P.C.

(57) **CLAIM**

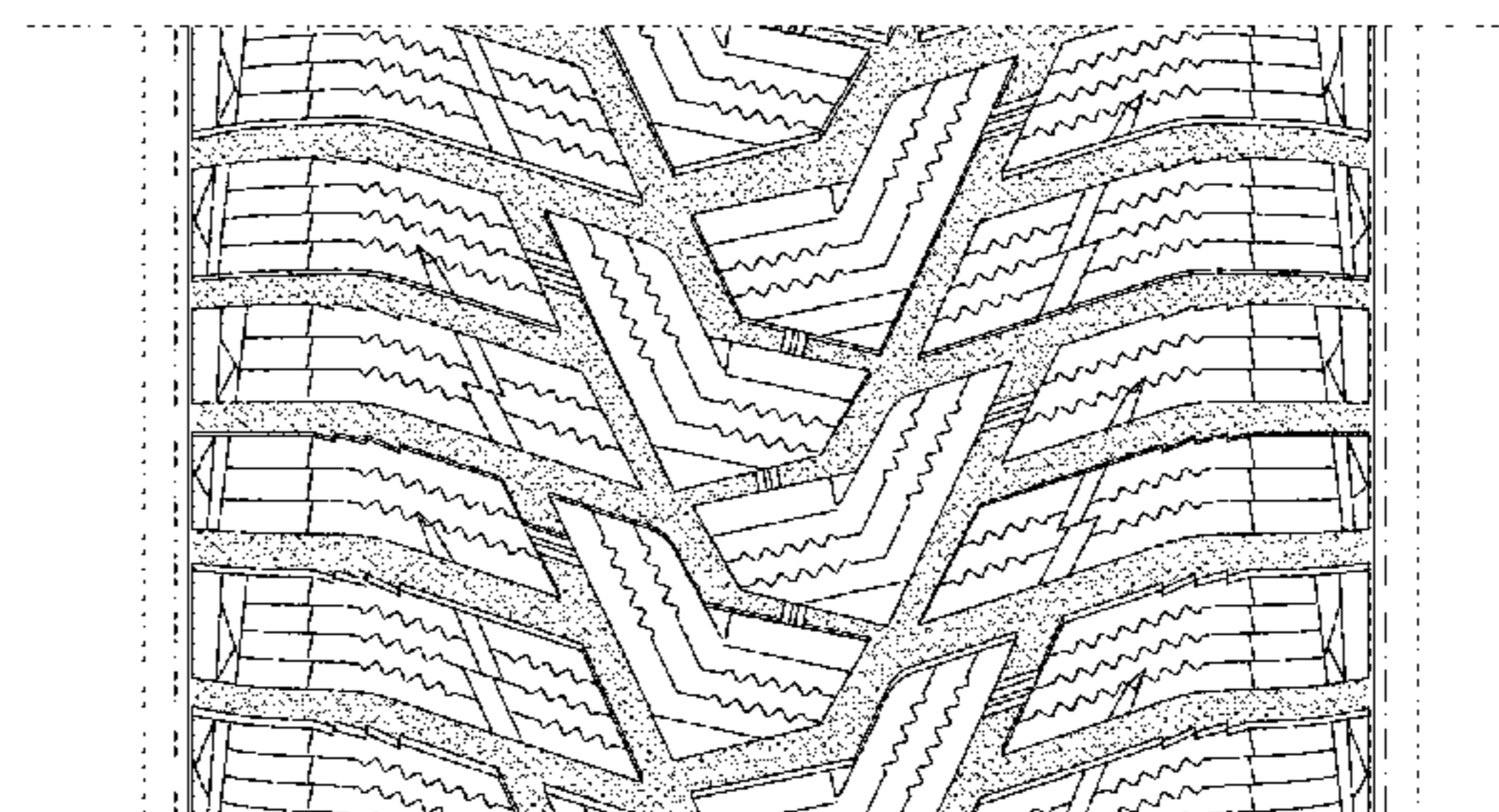
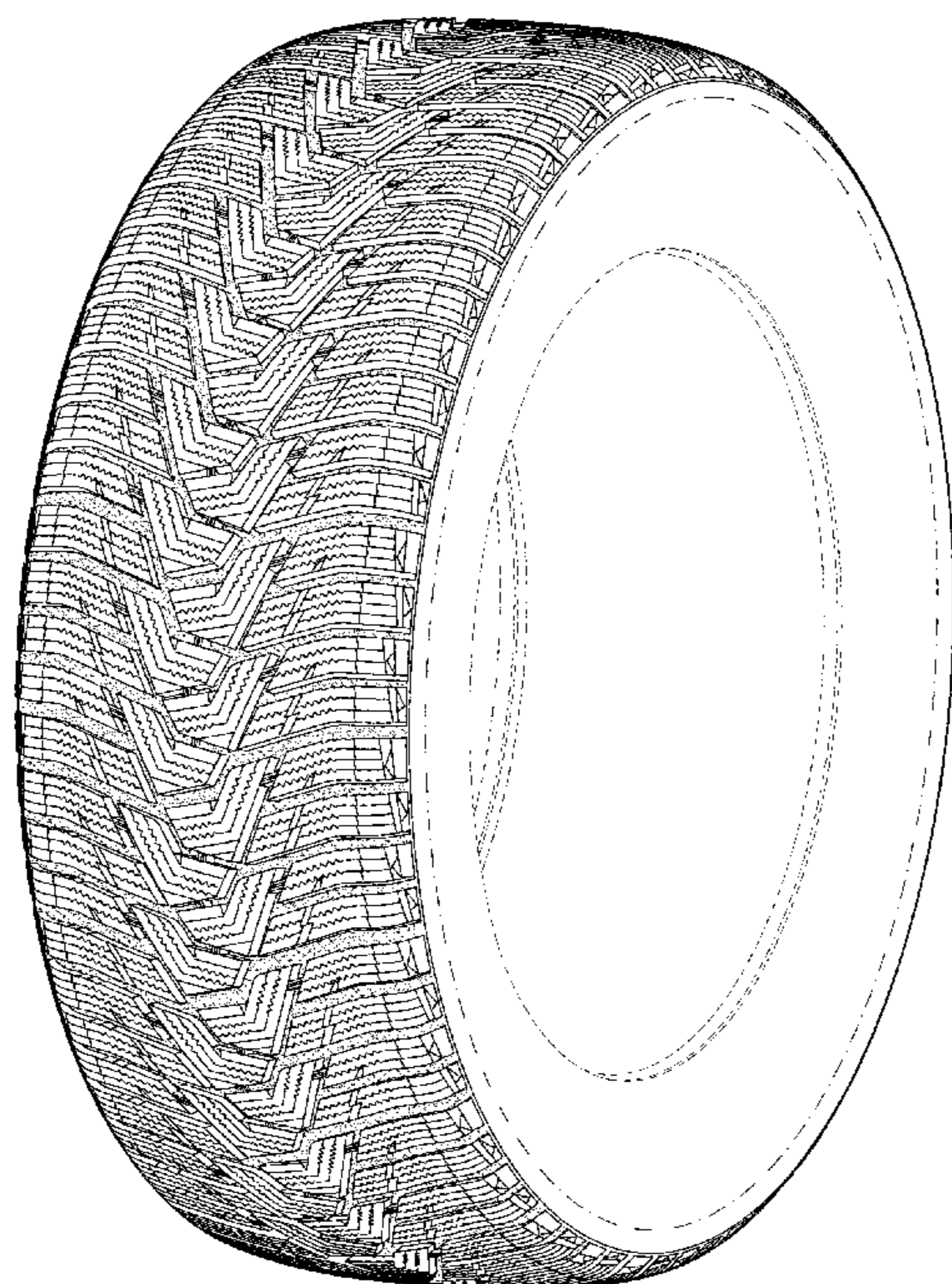
The ornamental design for a tire tread, as shown and described.

**DESCRIPTION**

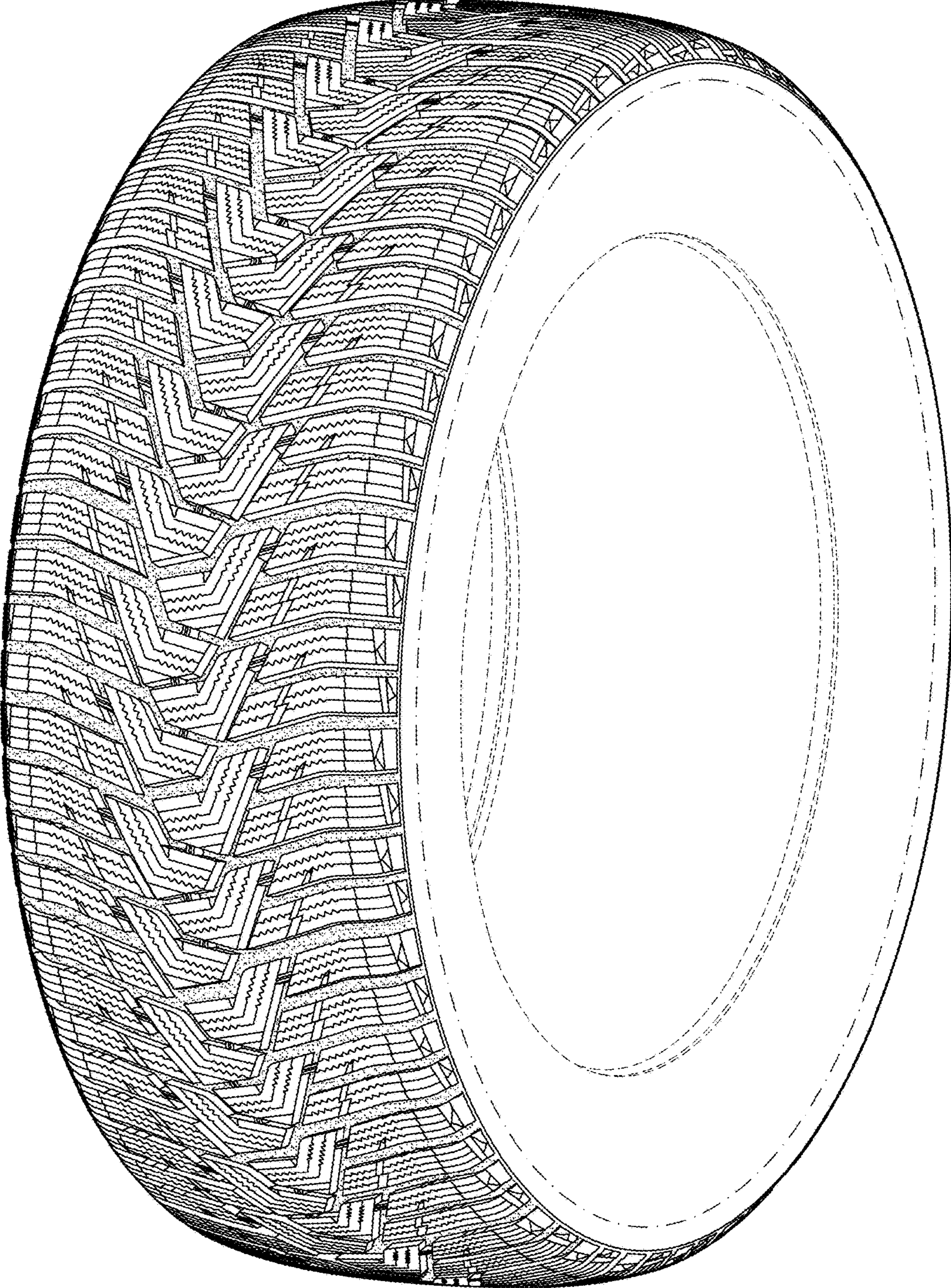
FIG. 1 is a perspective view of a tire tread showing my new design, it being understood that the pattern is repeated uniformly throughout the circumference of the tread; FIG. 2 is a front elevational view thereof, and a rear elevational view is an upside-down image of the front elevational view; FIG. 2 is also a bottom plan view, and a top plan view is an upside-down image of the bottom plan view; FIG. 3 is a left side view thereof, and a right side view is a mirror image of the left side view; and, FIG. 4 is an enlarged fragmentary view from upper 4-4 to lower 4-4 in FIG. 2.

The broken lines defining the side wall illustrate environmental subject matter only and form no part of the claimed design. The dash-dot-dash broken lines define the boundary of the tire tread and form no part of the claimed design. Surface shading stippling form no part of the claimed design.

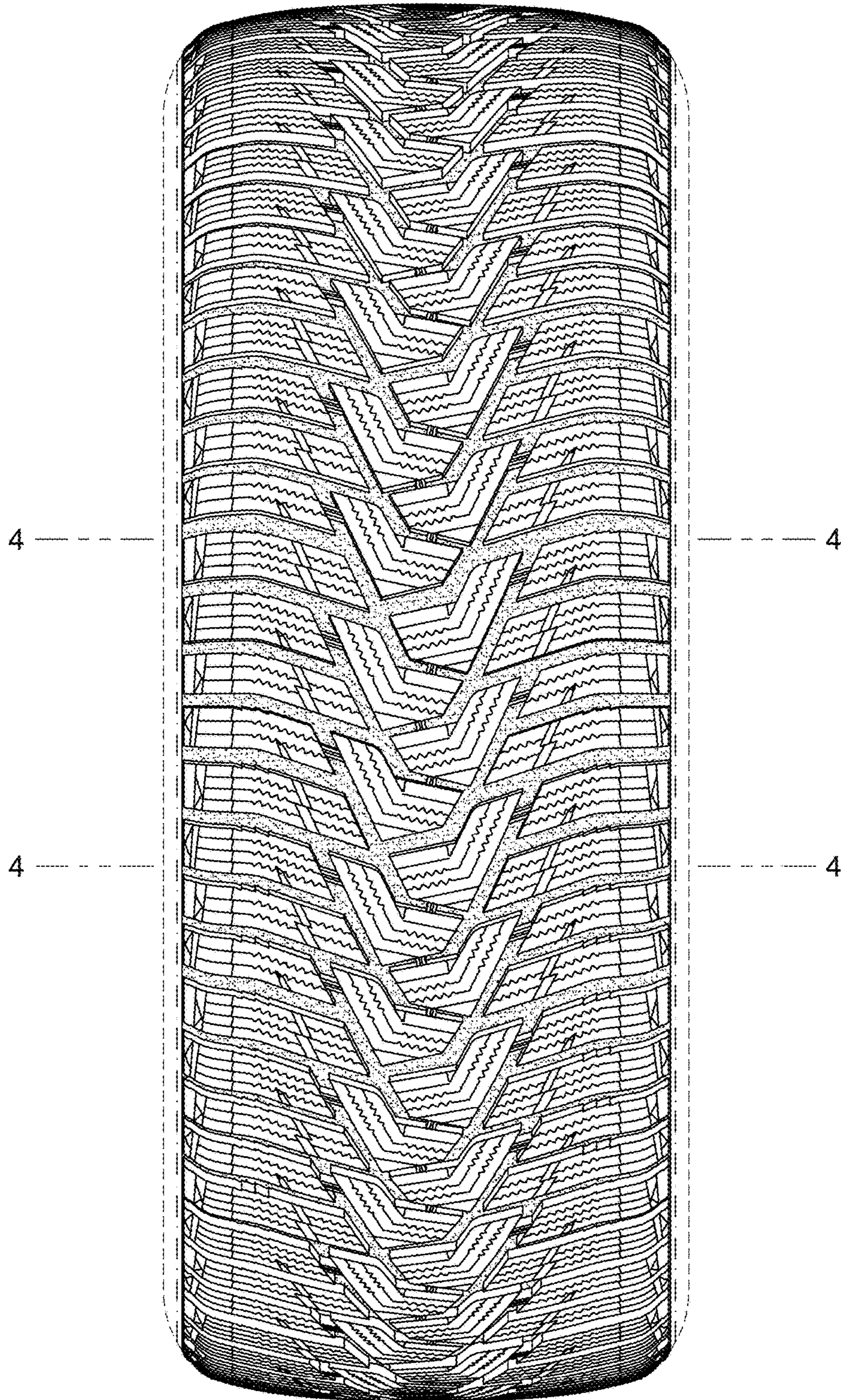
**1 Claim, 4 Drawing Sheets**



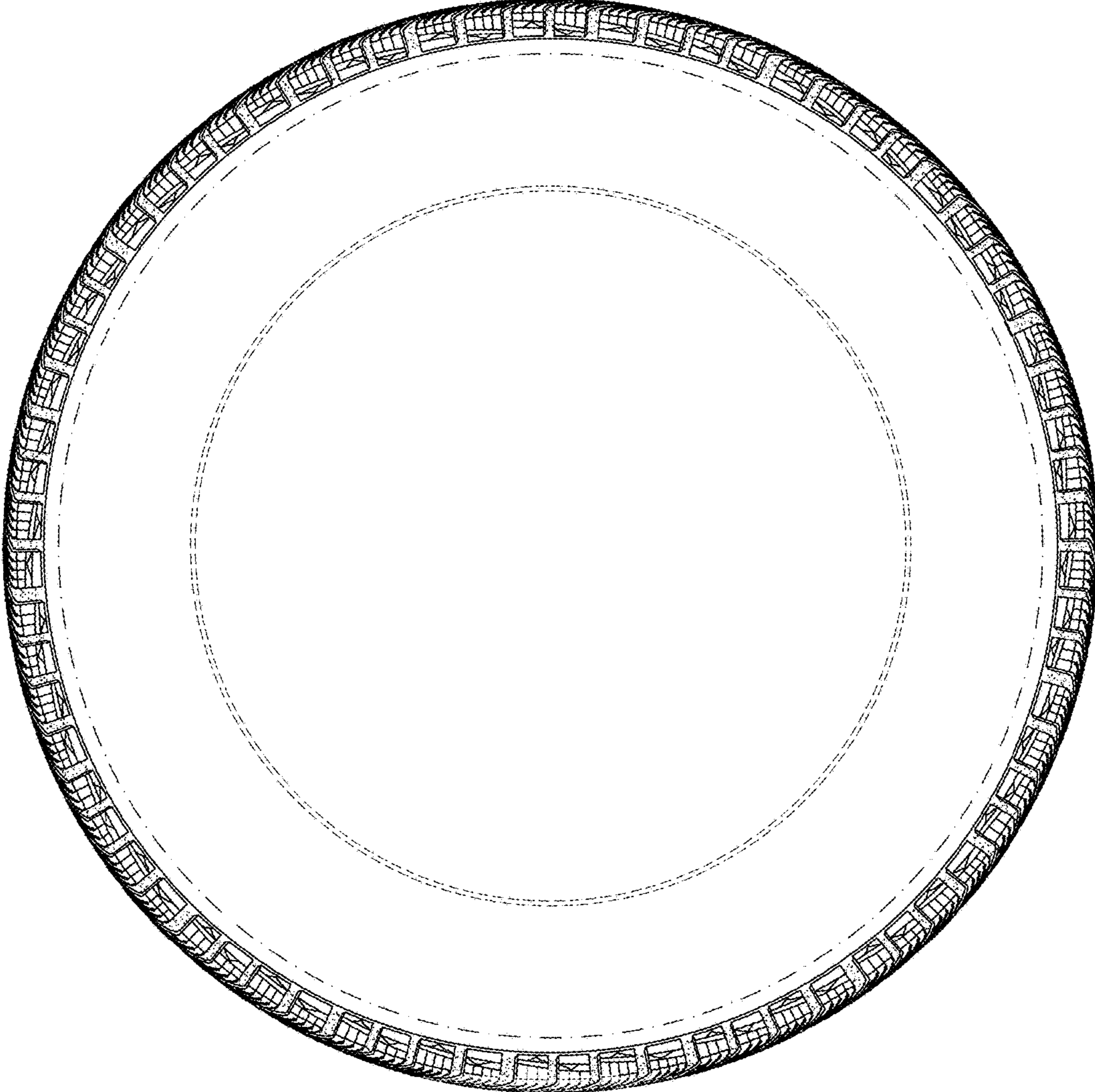
*Fig. 1*



*Fig. 2*



*Fig. 3*



*Fig. 4*

