



US00D829638S

(12) **United States Design Patent**
Trigueros

(10) **Patent No.:** **US D829,638 S**

(45) **Date of Patent:** **** Oct. 2, 2018**

(54) **TIRE TREAD**

(71) Applicants: **COMPAGNIE GENERALE DES
ETABLISSEMENTS MICHELIN,**
Clermont-Ferrand (FR); **Michelin
Recherche et Technique S.A.,**
Granges-Paccot (CH)

(72) Inventor: **Mathieu Trigueros,** Clermont-Ferrand
(FR)

(73) Assignees: **Compagnie Generale Des
Etablissements Michelin (FR);
Michelin Recherche Et Technique,
S.A. (CH)**

(**) Term: **15 Years**

(21) Appl. No.: **29/597,543**

(22) Filed: **Mar. 17, 2017**

(30) **Foreign Application Priority Data**

Sep. 26, 2016 (FR) 2016-4785

(51) **LOC (11) Cl.** **12-15**

(52) **U.S. Cl.**
USPC **D12/517**

(58) **Field of Classification Search**
USPC D12/500-532, 604
CPC Y10T 152/10027; B60C 1/0016; B60C
11/0306; B60C 11/0302; B60C 3/06;
B60C 9/17
See application file for complete search history.

(56) **References Cited**

U.S. PATENT DOCUMENTS

D390,817 S 2/1998 Graas
D444,428 S 7/2001 Hutz

D447,097 S 8/2001 Graas
D466,472 S 12/2002 Abe
D469,396 S 1/2003 Hutson
D517,976 S 3/2006 Raatikainen
D547,716 S 7/2007 Ochi
D561,683 S 2/2008 Kiwaki
D578,470 S 10/2008 Regallis
D583,302 S 12/2008 Shavers
D597,474 S 8/2009 Yamakawa
D599,276 S 9/2009 Fontaine
D601,939 S 10/2009 Fontaine
D603,324 S 11/2009 Woidtke
D609,627 S 2/2010 Frappart
D610,068 S 2/2010 Nagata
D612,321 S 3/2010 Bott

(Continued)

Primary Examiner — Lakiya G Rogers

Assistant Examiner — John A Voytek

(74) *Attorney, Agent, or Firm* — Dickinson Wright, PLLC

(57) **CLAIM**

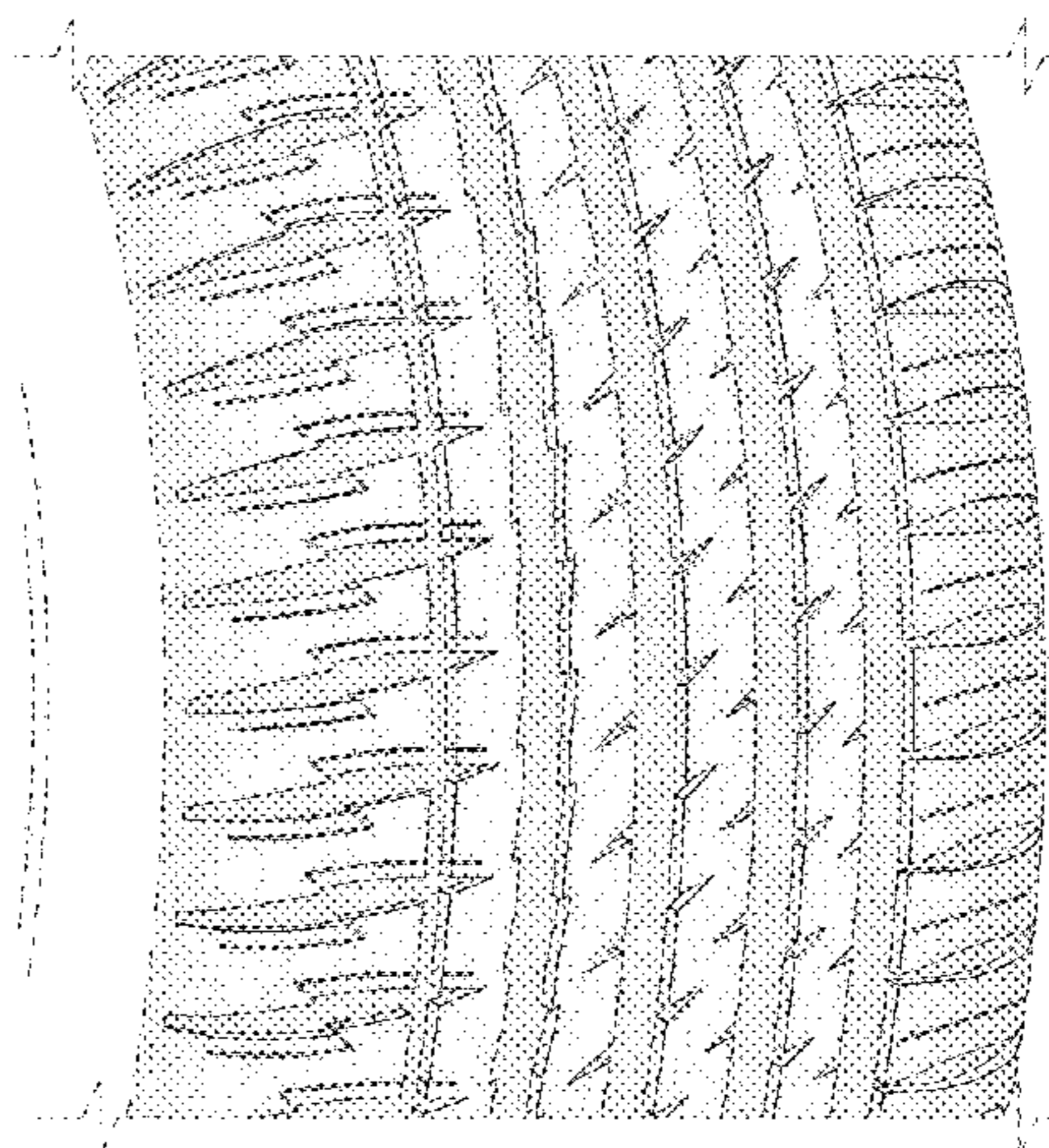
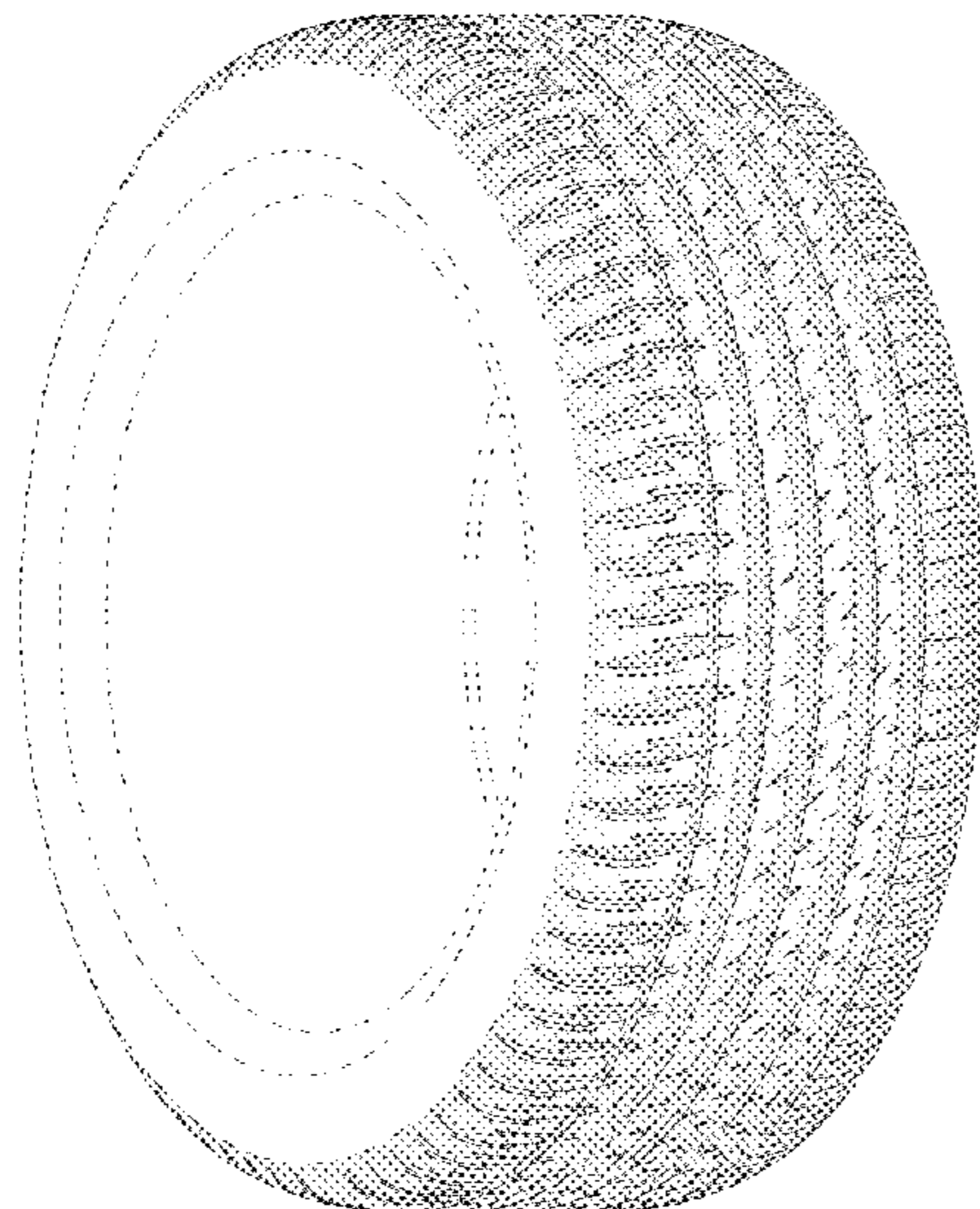
The ornamental design for a tire tread, as shown and described.

DESCRIPTION

FIG. 1 is a perspective view of the tire tread of my design; FIG. 2 is a front elevation view of the tire tread of my design; FIG. 3 is a side elevation view of the tire tread of my design; FIG. 4 is a side elevation view of the tire tread of my design, taken from the opposite side of that shown in FIG. 3; and, FIG. 5 is an enlarged, partial view of the tire tread of FIG. 1, as indicated by the break lines.

In the drawings, the broken line disclosure of the tire sidewall and inner bead depicts environmental subject matter and forms no part of the claimed design. The dash-dot-dot-dash line, forming the peripheral boundary between the tire tread and sidewall, illustrates the bounds of the claimed design and forms no part thereof.

1 Claim, 5 Drawing Sheets



(56)

References Cited

U.S. PATENT DOCUMENTS

D624,007 S *	9/2010	Metz	D12/519
D639,719 S *	6/2011	Harvey	D12/521
D647,455 S	10/2011	Frappart	
D650,322 S	12/2011	Takahashi	
D650,734 S *	12/2011	Mita	D12/517
D651,160 S	12/2011	Jacobs	
D667,358 S	9/2012	Fontaine	
D696,182 S	12/2013	Sakamoto	
D696,621 S	12/2013	Harvey	
D719,079 S	12/2014	Horiuchi et al.	
D725,584 S	3/2015	Ropars	
D729,147 S	5/2015	Perrier	
D753,049 S *	4/2016	Koishikawa	D12/523
D758,285 S *	6/2016	Wen	D12/523
D758,954 S	6/2016	Albouy et al.	
D761,716 S *	7/2016	Albouy	D12/518
D772,786 S *	11/2016	Morito	D12/523
D789,279 S *	6/2017	Hayashi	D12/523
D800,048 S *	10/2017	Yoon	D12/521
D800,636 S *	10/2017	Morita	D12/516
D802,520 S *	11/2017	Abinal	D12/521

* cited by examiner




FIG. 1

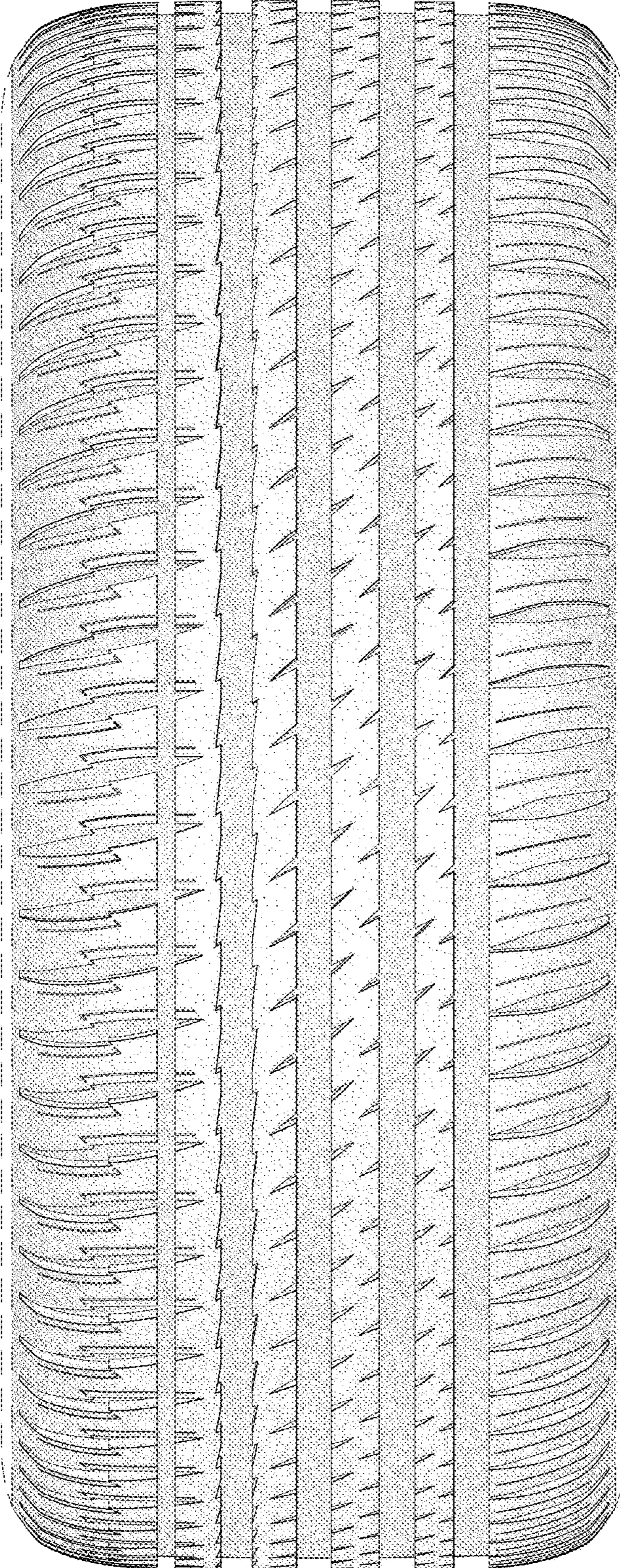


FIG. 2




FIG. 3

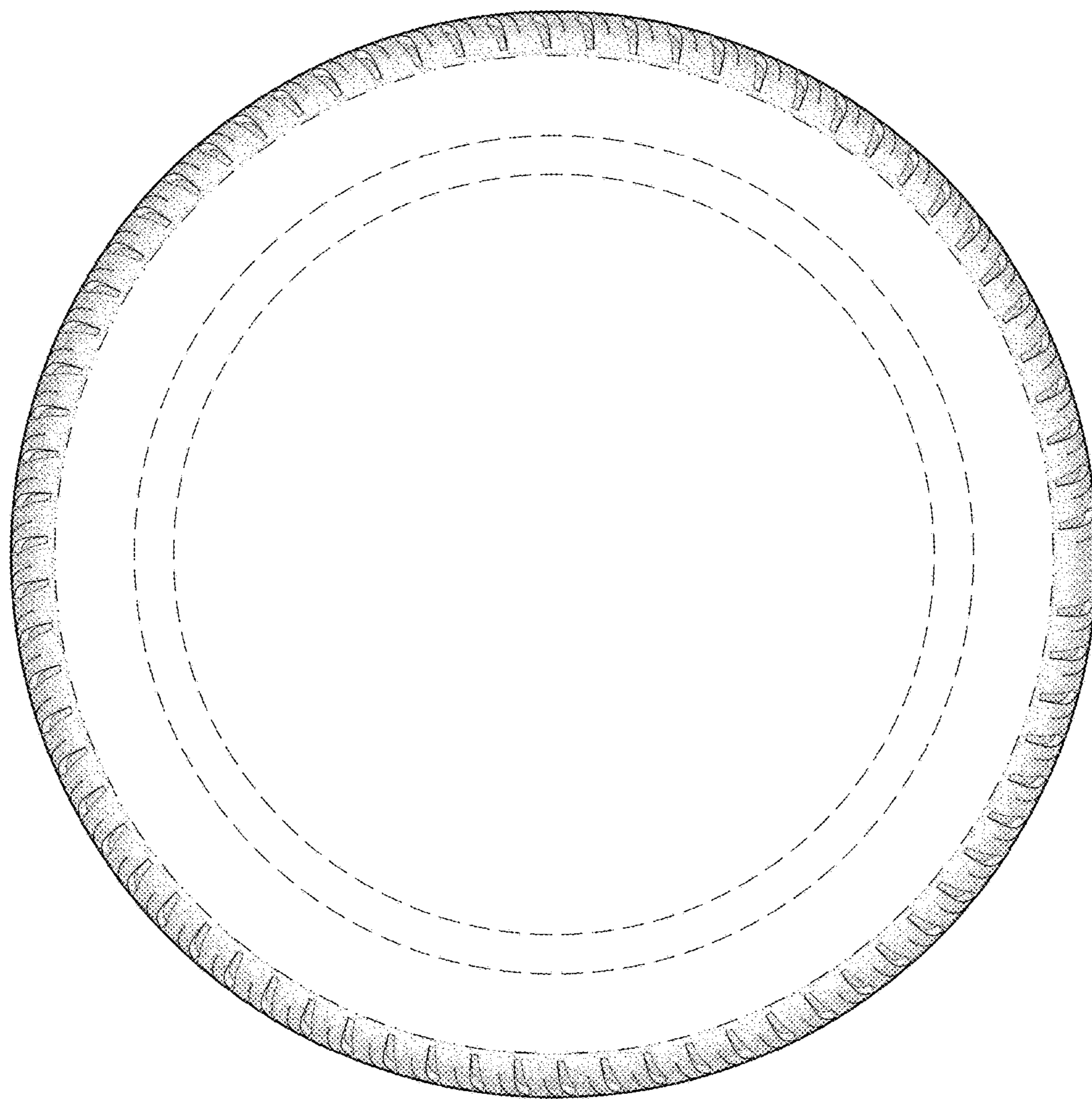


FIG. 4

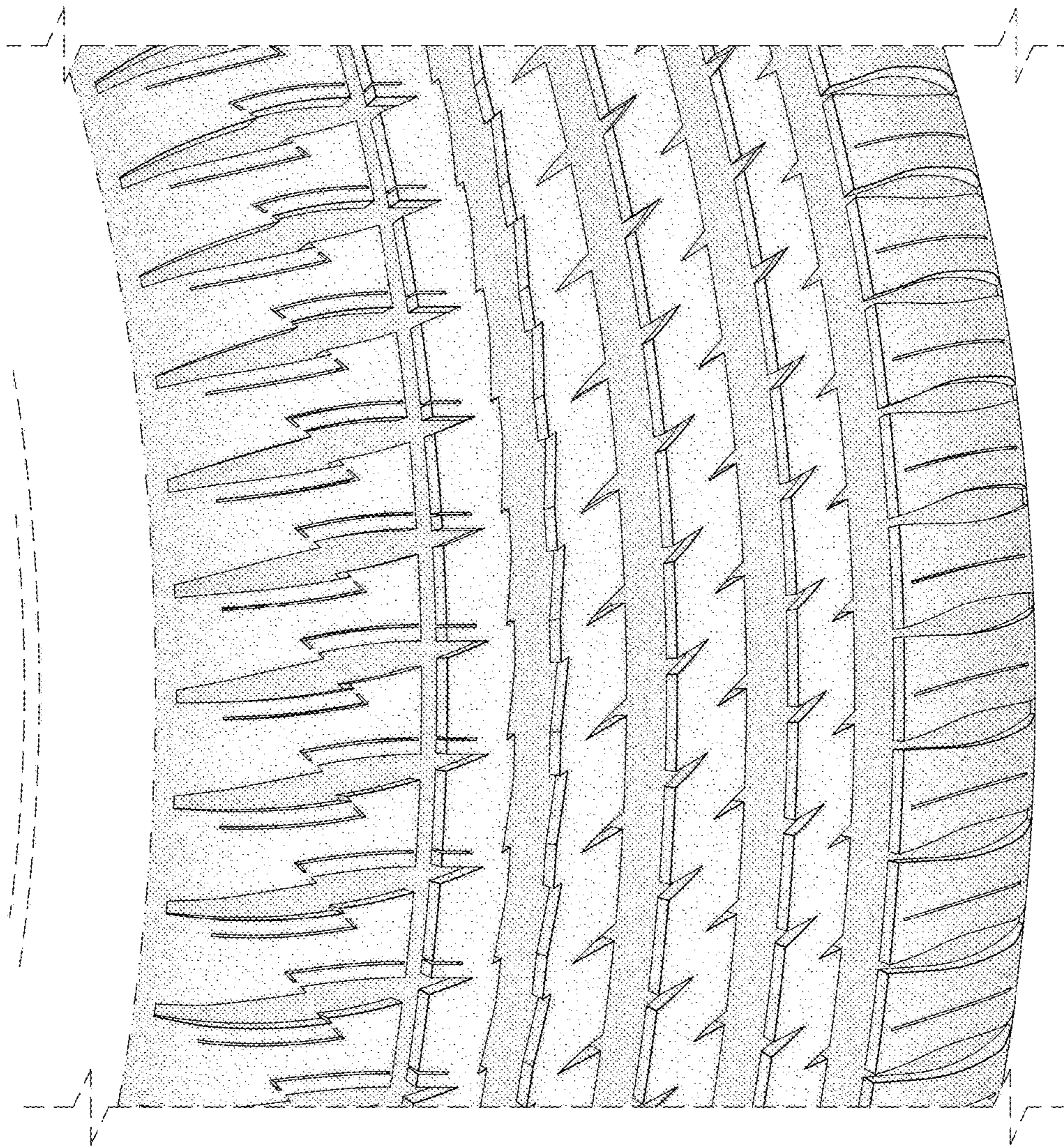


FIG. 5