



US00D829634S

(12) **United States Design Patent**
Chapman et al.

(10) **Patent No.:** **US D829,634 S**
(45) **Date of Patent:** **** Oct. 2, 2018**

- (54) **TRUCK BED CARGO SYSTEM**
- (71) Applicant: **Cargo Solutions Group, LLC**,
Davisburg, MI (US)
- (72) Inventors: **Paul S. Chapman**, Rochester Hills, MI
(US); **Wesley Adams**, Troy, MI (US)
- (73) Assignee: **Cargo Solutions Group, LLC**,
Davisburg, MI (US)
- (**) Term: **15 Years**
- (21) Appl. No.: **29/595,092**
- (22) Filed: **Feb. 24, 2017**
- (51) **LOC (11) Cl.** **12-16**
- (52) **U.S. Cl.**
USPC **D12/401**
- (58) **Field of Classification Search**
USPC D12/401-405; D6/610, 611, 596,
D6/601-603, 615, 617, 621; D7/332,
D7/334-337
CPC ... B62J 19/00; B62J 19/18; B62J 19/26; B62J
19/24; B62J 19/28; B62J 19/22
See application file for complete search history.

- 6,234,559 B1 5/2001 Block et al.
- 6,322,128 B1 11/2001 Karrer
- 6,338,520 B2 1/2002 Rusu et al.
- 6,439,639 B1 8/2002 Branting
- 6,520,558 B1 2/2003 Katterloher et al.
- (Continued)

OTHER PUBLICATIONS

Exhibit A—Photograph of a “Cargo Device” that was sold more than one year before the filing date of the subject application.

Primary Examiner — Katrina A Betton

(74) *Attorney, Agent, or Firm* — Brooks Kushman P.C.

(57) **CLAIM**


The ornamental design for a truck bed cargo system, as shown and described.

DESCRIPTION

FIG. 1 is a rear, left perspective view of a truck bed cargo system in accordance with our design;
 FIG. 2 is a rear perspective view thereof;
 FIG. 3 is a right side view thereof;
 FIG. 4 is a left side view thereof;
 FIG. 5 is a top plan view thereof;
 FIG. 6 is a rear view thereof;
 FIG. 7 is a view of the truck bed cargo system on a truck;
 FIG. 8 is a rear, left perspective view of a truck bed cargo system in accordance with our design;
 FIG. 9 is a rear perspective view thereof;
 FIG. 10 is a right side view thereof;
 FIG. 11 is a left side view thereof;
 FIG. 12 is a top plan view thereof;
 FIG. 13 is a rear view thereof; and,
 FIG. 14 is a view of the truck bed cargo system on a truck.
 The broken lines in the figures illustrate the environmental structure on which the truck cap assembly is used and form no part of the claimed design.

1 Claim, 14 Drawing Sheets

- (56) **References Cited**
U.S. PATENT DOCUMENTS
- 4,543,798 A 10/1985 Page
- 4,824,162 A 4/1989 Geisler et al.
- 4,861,092 A 8/1989 Bogard
- 4,967,944 A 11/1990 Waters
- 5,062,182 A 11/1991 Griffiths et al.
- 5,564,773 A 10/1996 Lapsley et al.
- 5,857,729 A 1/1999 Bogard
- D421,736 S 3/2000 Bogard
- 6,082,806 A 7/2000 Bogard
- D434,361 S 11/2000 Block et al.
- 6,183,035 B1 2/2001 Rusu et al.
- 6,203,086 B1 3/2001 Dirks et al.
- 6,227,602 B1 5/2001 Bogard



(56)

References Cited

U.S. PATENT DOCUMENTS

6,618,904	B1	9/2003	Nagy	
6,948,758	B2	9/2005	Henderson	
7,021,693	B2	4/2006	Keller	
7,131,684	B1	11/2006	Gooding	
7,278,674	B1	10/2007	Bogard	
7,322,633	B2	1/2008	Zajicek et al.	
7,748,767	B2	7/2010	Terhaar et al.	
7,794,004	B2	9/2010	Aebker et al.	
D678,173	S *	3/2013	McIntire	D12/401
D687,760	S *	8/2013	Gros	D12/401
D687,761	S *	8/2013	Gros	D12/401
D690,256	S *	9/2013	Ewringmann	D12/401
8,931,819	B2	1/2015	Daniel	
D727,243	S *	4/2015	Matsumura	D12/401
D727,244	S *	4/2015	Hashimoto	D12/401
D728,450	S *	5/2015	Yen	E04H 15/08 D12/401
9,039,066	B1	5/2015	Yue	
D733,033	S *	6/2015	Rohr	B60P 3/343 D12/401
D776,601	S *	1/2017	McDonald, II	E04H 15/06 D12/401
2001/0050494	A1	12/2001	Rusu et al.	
2002/0130527	A1	9/2002	Henderson	
2004/0195857	A1	10/2004	Chverchko et al.	
2004/0245799	A1	12/2004	Rusu	
2005/0029832	A1	2/2005	Verduci et al.	
2007/0035151	A1	2/2007	Rusu	
2008/0168793	A1	7/2008	Hottmann	
2018/0134132	A1 *	5/2018	Nania	B60J 7/068

* cited by examiner




FIG. 1

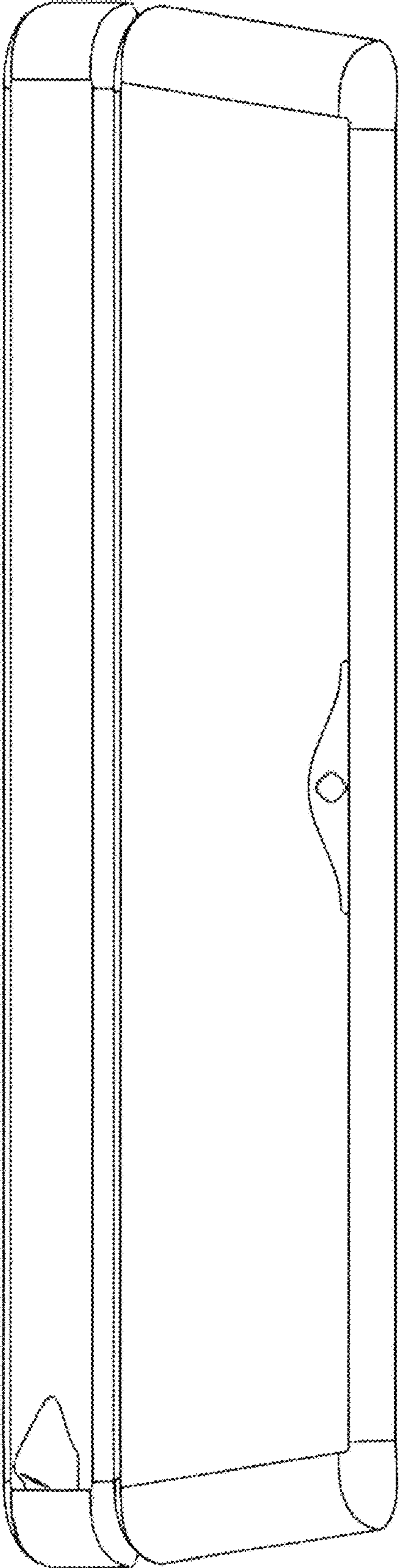


FIG. 2




FIG. 3




FIG. 4

FIG. 5






FIG. 6

FIG. 7

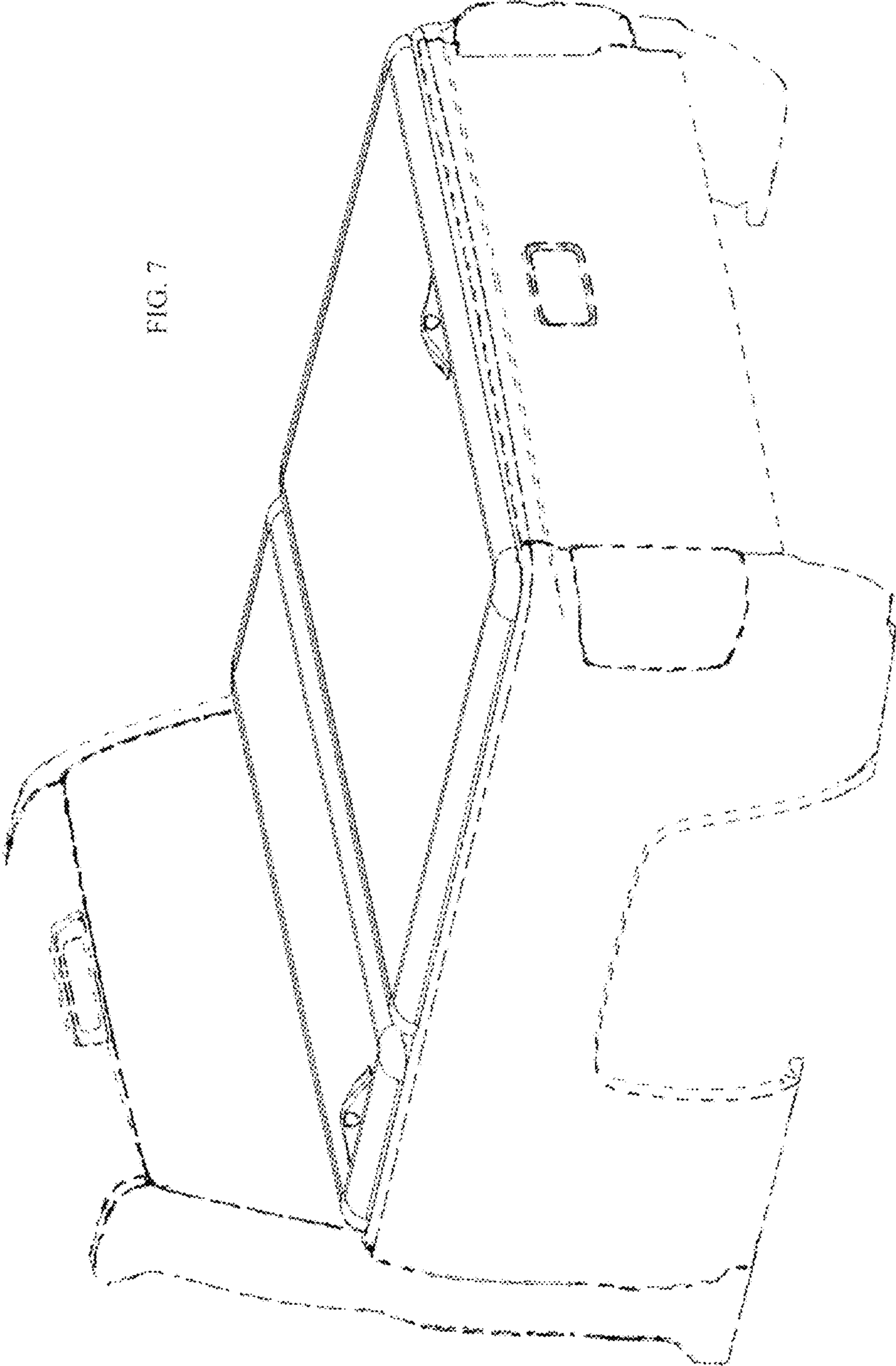




FIG. 8

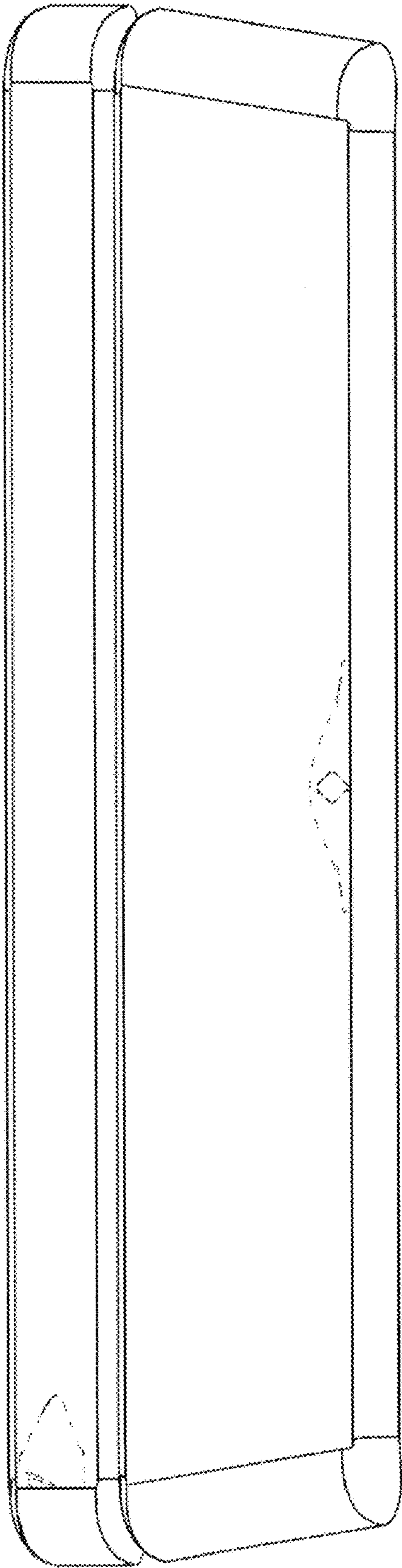


FIG. 9




FIG. 10





FIG. 11

FIG. 12



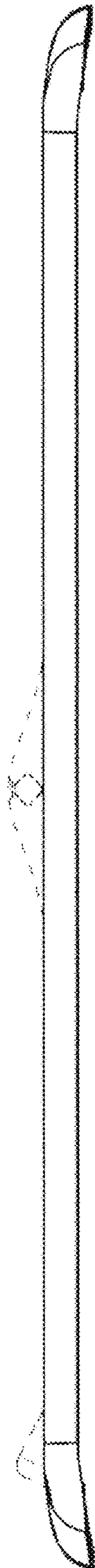


FIG. 13

FIG. 14

