



US00D829629S

(12) **United States Design Patent**
Chung

(10) **Patent No.:** **US D829,629 S**

(45) **Date of Patent:** **** Oct. 2, 2018**

(54) **AUTOMOTIVE WHEEL**

(71) Applicant: **Suny Chung**, Anaheim, CA (US)

(72) Inventor: **Suny Chung**, Anaheim, CA (US)

(**) Term: **15 Years**

(21) Appl. No.: **29/580,015**

(22) Filed: **Oct. 5, 2016**

(51) **LOC (11) Cl.** **12-16**

(52) **U.S. Cl.**
USPC **D12/209**

(58) **Field of Classification Search**

USPC D12/204-213; D21/533, 561, 563
CPC B60B 7/00; B60B 7/02; B60B 7/04; B60B
7/06; B60B 3/02; B60B 3/04; B60B 3/06;
B60B 3/10; B60B 1/00; B60B 1/08;
B60B 1/10; B60B 1/12

See application file for complete search history.

(56) **References Cited**

U.S. PATENT DOCUMENTS

D541,202 S *	4/2007	Baumgartner	D12/211
D622,196 S *	8/2010	Gallert	D12/209
D652,362 S *	1/2012	Lucaora	D12/209
D675,143 S *	1/2013	Gebert	D12/209
D747,254 S *	1/2016	Liu	D12/211
D757,627 S *	5/2016	Chung	D12/211

D780,658 S *	3/2017	Welte	D12/211
D784,238 S *	4/2017	Chu	D12/211
D786,764 S *	5/2017	Youssef	D12/209
D796,411 S *	9/2017	Chung	D12/211
D801,250 S *	10/2017	Chung	D12/209
D811,978 S *	3/2018	Hodges	D12/211
D817,841 S *	5/2018	Chung	D12/209

* cited by examiner

Primary Examiner — Sheryl Lane

Assistant Examiner — Calvin E Vansant

(57) **CLAIM**

The ornamental design for an automotive wheel, as shown and described.

DESCRIPTION

FIG. 1 is a perspective view of an automotive wheel, showing my new design;
FIG. 2 is another perspective view thereof;
FIG. 3 is a front view thereof;
FIG. 4 is a perspective view of a second embodiment of an automotive wheel, showing my new design;
FIG. 5 is another perspective view of FIG. 4;
FIG. 6 is a front view of FIG. 4; and,
FIG. 7 is a side view of the automotive wheel in FIGS. 1-6.

1 Claim, 7 Drawing Sheets







FIGURE 1



FIGURE 2



FIGURE 3



FIGURE 4



FIGURE 5



FIGURE 6




FIGURE 7