



US00D829627S

(12) **United States Design Patent** (10) **Patent No.:** **US D829,627 S**
Hunt et al. (45) **Date of Patent:** **** Oct. 2, 2018**

(54) **WHEEL** 2010/0140888 A1* 6/2010 McKinnon B62B 1/10
280/47.2
(71) Applicant: **DEKA Products Limited Partnership,** 2012/0256471 A1* 10/2012 Scogna et al. B60B 19/003
Manchester, NH (US) 301/5.23
2013/0306925 A1* 11/2013 Cozza B66F 19/00
254/8 R
(72) Inventors: **William Daniel Hunt,** Gilmanon, NH 2015/0115694 A1 4/2015 Bando et al.
(US); **Jason Michael Overson,** 2015/0130260 A1* 5/2015 Bando B60B 19/003
Manchester, NH (US) 301/5.23

(Continued)

(73) Assignee: **DEKA Products Limited Partnership,**
Manchester, NH (US)

FOREIGN PATENT DOCUMENTS

(**) Term: **15 Years**

CN 206579402 * 1/2017
KR 201300622 * 11/2013

(21) Appl. No.: **29/592,452**

OTHER PUBLICATIONS

(22) Filed: **Jan. 30, 2017**

AndyMark.com, 4" DuraOmni Wheel, Jan. 2017, online product page, retrieved Apr. 27, 2018 from <URL:http://www.andymark.com/product-p/am-3047.htm> (Year: 2017).*

(51) **LOC (11) Cl.** **12-16**

(52) **U.S. Cl.**

USPC **D12/204**

(58) **Field of Classification Search**

USPC D12/204-213; D21/533, 561, 563

CPC B60B 7/00; B60B 7/02; B60B 7/04; B60B

7/06; B60B 3/02; B60B 3/04; B60B 3/06;

B60B 3/10; B60B 1/00; B60B 1/08;

B60B 1/10; B60B 1/12

See application file for complete search history.

Primary Examiner — Sheryl Lane

Assistant Examiner — Calvin E Vansant

(74) *Attorney, Agent, or Firm* — Kathleen Chapman

(57) **CLAIM**

The ornamental design of a wheel, as shown and described.

(56) **References Cited**

DESCRIPTION

U.S. PATENT DOCUMENTS

3,882,885 A 5/1975 McCain
4,335,899 A 6/1982 Hiscock
D309,254 S 7/1990 Guile
D318,219 S 7/1991 Guile
D318,791 S 8/1991 Guile
5,213,176 A 5/1993 Oroku et al.
6,547,340 B2 4/2003 Harris
6,857,707 B2 2/2005 Guile
7,980,335 B2 7/2011 Potter
2007/0096541 A1 5/2007 Guile
2008/0202837 A1 8/2008 Macedo Ribeiro et al.

FIG. 1 is a front, top, right side perspective view of the wheel, showing our new design;

FIG. 2 is a front, top, left side perspective view thereof;

FIG. 3 is a front side elevational view thereof;

FIG. 4 is a rear side elevational view thereof;

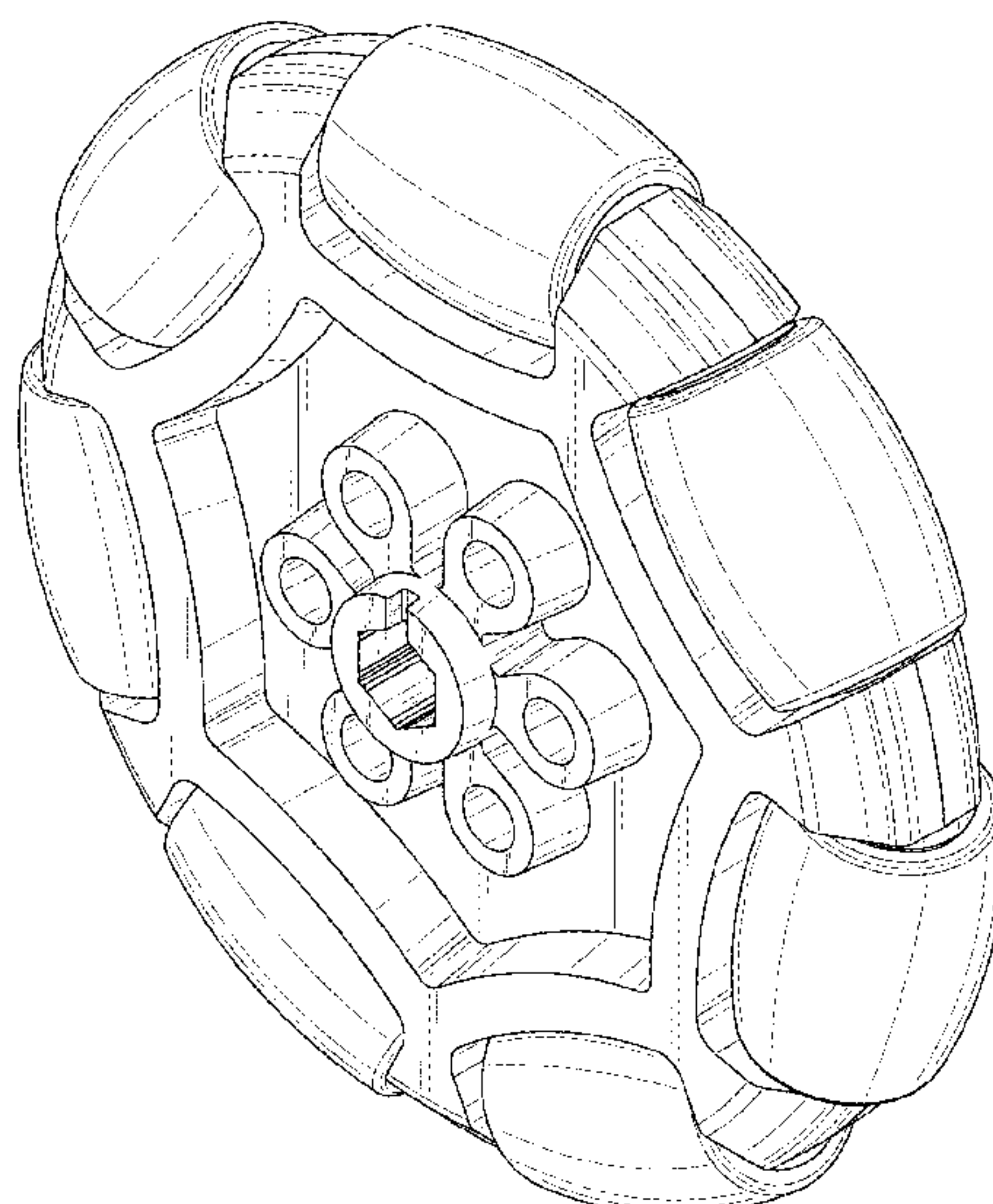
FIG. 5 is a left side elevational view thereof;

FIG. 6 is a right side elevational view thereof;

FIG. 7 is a top plan view thereof; and,

FIG. 8 is a bottom plan view thereof.

1 Claim, 6 Drawing Sheets



(56)

References Cited

U.S. PATENT DOCUMENTS

2017/0210164 A1* 7/2017 Mjelde B60B 19/12
2017/0210437 A1* 7/2017 Black B62H 3/04
2017/0297366 A1* 10/2017 Parrott B60B 19/006

OTHER PUBLICATIONS

Thingiverse.com, Lego Mecanum Wheel, Nov. 2015, online product page, retrieved Apr. 27, 2018 from <URL:<https://www.thingiverse.com/thing:1119245>> (Year: 2015).*

Vex Robotics Omni-wheel search—Vex Robotics (<https://www.vexrobotics.com>) <https://www.vexrobotics.com/catalogsearch/result?q=holonomic> © 2002-2017. Vex Robotics, Inc. is a subsidiary of Innovation First International, Inc.

AndyMark Omni-Wheel Search—AndyMark, Inc. (<http://www.andymark.com>). <http://www.andymark.com/Search-s/545.htm?Search=omniwheel&Submit=©> 2017 AndyMark, Inc.

Tetrix Pitsco Omni-wheel Search—Tetrix Pitsco Inc. (<http://www.tetrixrobotics.com>) http://www.tetrixrobotics.com/Search/omni_wheel?st=0 © 2017 Pitsco, Inc.

Modern Robotics Omni-wheel search—Modern Robotics Inc., (<http://www.modernroboticsinc.com>) <http://www.modernroboticsinc.com/search?as=true&cid=0&q=omni&Sid=True&Isc=true> © 2017 Modern Robotics Inc.

* cited by examiner

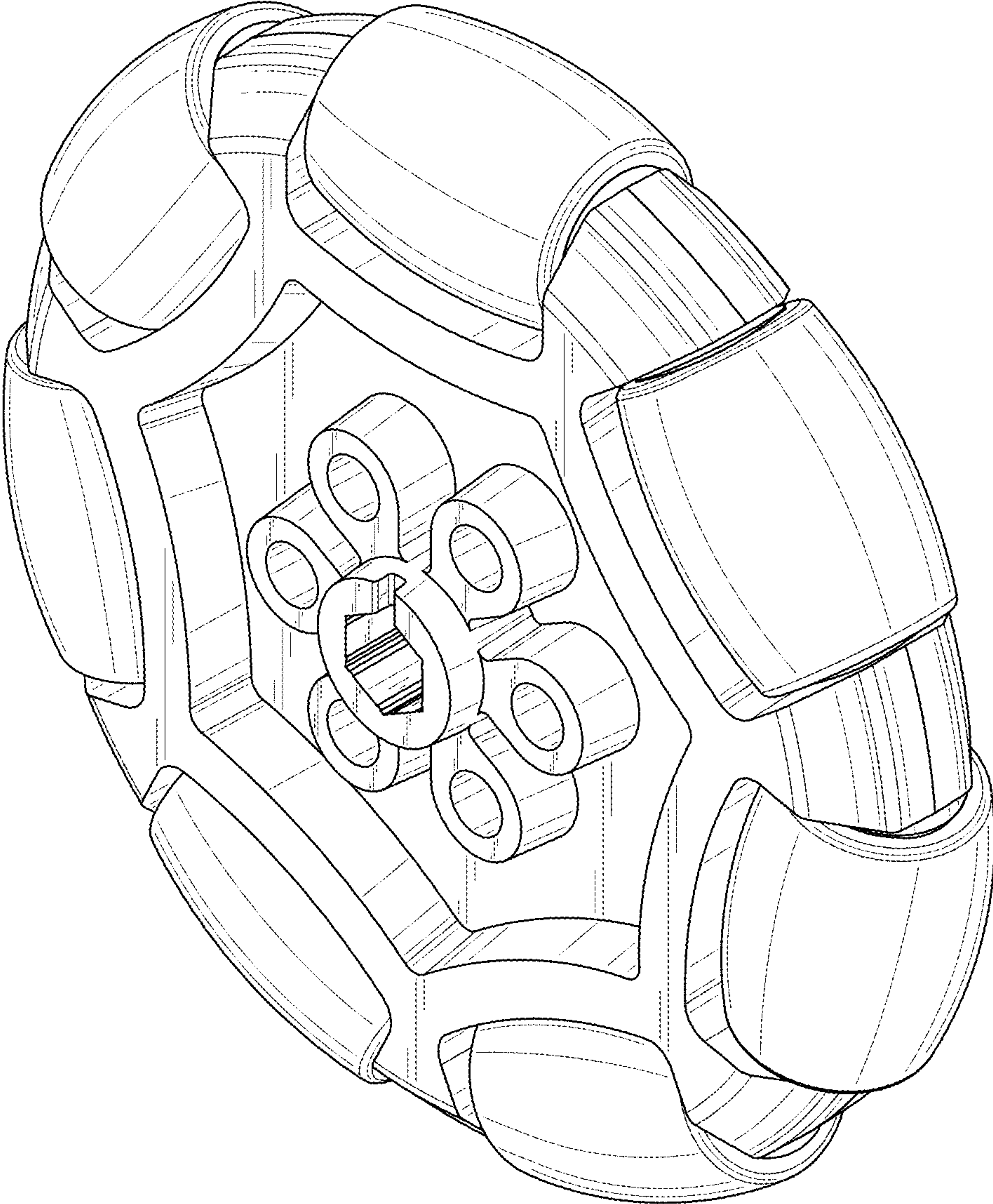


FIG. 1




FIG. 2




FIG. 3




FIG. 4

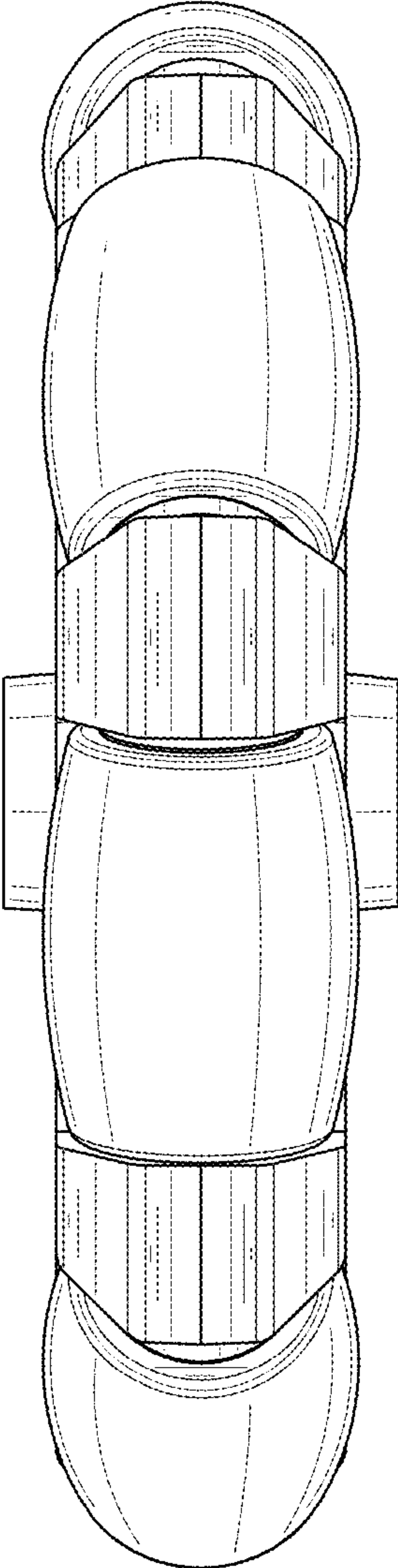


FIG. 5

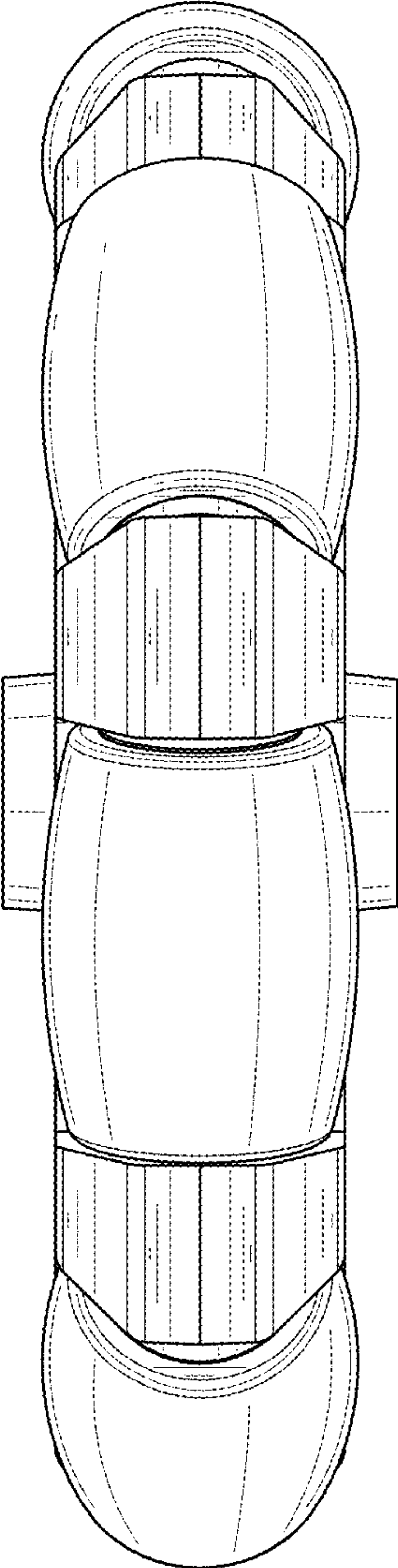


FIG. 6

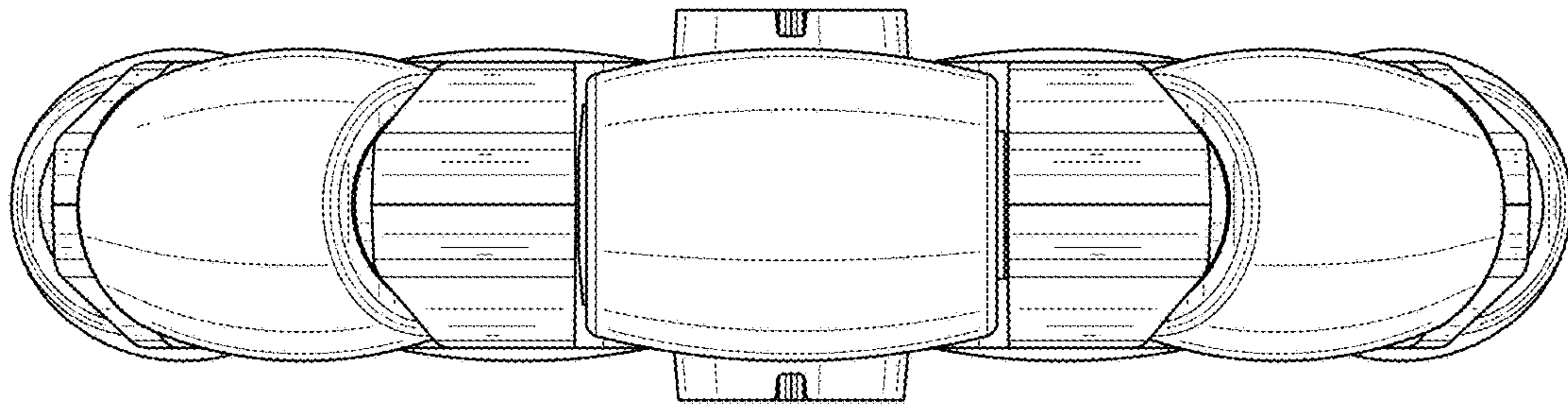


FIG. 7

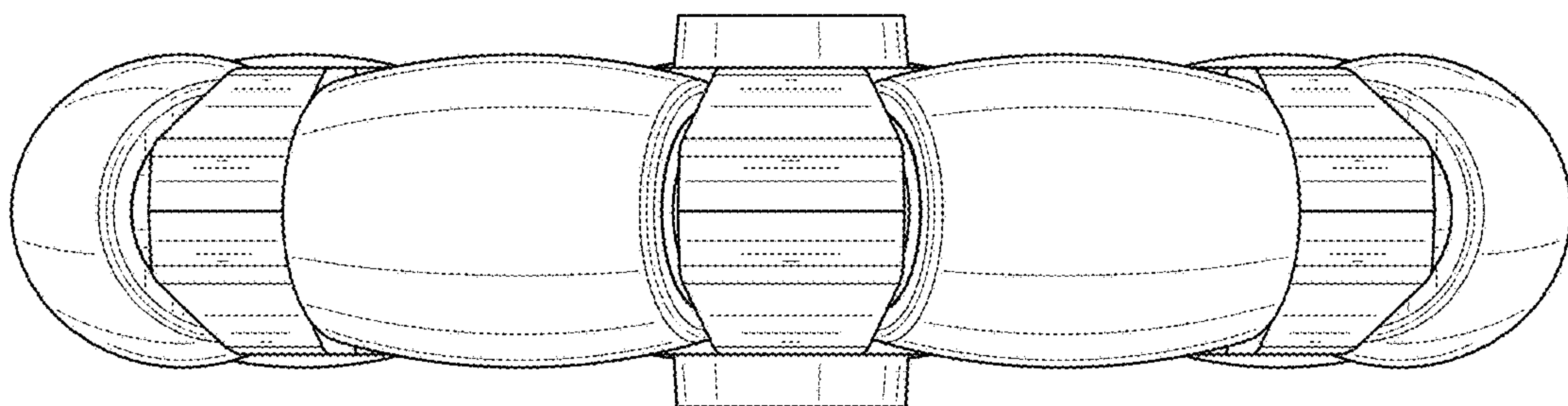


FIG. 8