



US00D829622S

(12) **United States Design Patent**  
**Jacob**

(10) **Patent No.:** **US D829,622 S**

(45) **Date of Patent:** **\*\* Oct. 2, 2018**

(54) **VEHICLE EMBLEM**  
(71) Applicant: **GM GLOBAL TECHNOLOGY OPERATIONS LLC**, Detroit, MI (US)  
(72) Inventor: **Boris Jacob**, Wiesbaden (DE)  
(73) Assignee: **GM Global Technology Operations LLC**, Detroit, MI (US)  
(\*\*) Term: **15 Years**

D748,025 S \* 1/2016 Yoshimine ..... D12/190  
D750,542 S \* 3/2016 Asahi ..... D12/190  
D751,960 S \* 3/2016 Fontaeus ..... D12/190  
D777,070 S \* 1/2017 Nurnberger ..... D12/181  
D784,887 S \* 4/2017 Woolley ..... D12/196  
D788,662 S \* 6/2017 Minami ..... D12/190  
D790,419 S \* 6/2017 Minami ..... D12/190  
D817,239 S \* 5/2018 Tsubaki ..... D12/190  
2009/0317571 A1\* 12/2009 Geracitano ..... B60R 13/005  
428/31  
2011/0051451 A1\* 3/2011 Stempinski ..... B60Q 1/50  
362/545

(21) Appl. No.: **29/570,783**  
(22) Filed: **Jul. 12, 2016**

\* cited by examiner

*Primary Examiner* — Katrina A Betton  
(74) *Attorney, Agent, or Firm* — Reising Ethington P.C.

(30) **Foreign Application Priority Data**

Jan. 13, 2016 (DE) ..... 40 2016 100 018

(51) **LOC (11) Cl.** ..... **12-16**  
(52) **U.S. Cl.**  
USPC ..... **D12/190**

(58) **Field of Classification Search**  
USPC .... D12/190, 192, 400, 90, 91, 92, 196, 197,  
D12/198, 188, 200, 171, 172, 163, 110,  
D12/114  
CPC ... B60R 13/005; B60R 13/02; B60R 13/1237;  
B60R 13/04  
See application file for complete search history.

(56) **References Cited**  
U.S. PATENT DOCUMENTS

D717,222 S \* 11/2014 Waterman ..... D12/190  
D746,200 S \* 12/2015 Leetz ..... D12/190


(57) **CLAIM**

The ornamental design for a vehicle emblem, as shown and described.

**DESCRIPTION**

FIG. 1 is a front perspective view of the vehicle emblem;  
FIG. 2 is a rear perspective view thereof;  
FIG. 3 is a front view thereof;  
FIG. 4 is a left side view thereof;  
FIG. 5 is a rear view thereof;  
FIG. 6 is a right side view thereof;  
FIG. 7 is a top view thereof;  
FIG. 8 is another front perspective view thereof;  
FIG. 9 is another rear perspective view thereof; and,  
FIG. 10 is a bottom view thereof.

**1 Claim, 10 Drawing Sheets**






FIG. 1




FIG. 2






FIG. 3



FIG. 4




FIG. 5




FIG. 6




FIG. 7






FIG. 8




FIG. 9



FIG. 10