



US00D829613S

(12) **United States Design Patent** (10) **Patent No.:** **US D829,613 S**
Nakamura et al. (45) **Date of Patent:** **** Oct. 2, 2018**

(54) **FRONT PORTION FOR AN AUTOMOBILE**

(71) Applicants: **Noriyuki Nakamura**, Gotenba (JP);
Tetsuya Nakagawa, Susono (JP); **Yuu Matsubara**, Susono (JP)

(72) Inventors: **Noriyuki Nakamura**, Gotenba (JP);
Tetsuya Nakagawa, Susono (JP); **Yuu Matsubara**, Susono (JP)

(73) Assignee: **Toyota Jidosha Kabushiki Kaisha** (JP)

(**) Term: **15 Years**

(21) Appl. No.: **29/599,115**

(22) Filed: **Mar. 31, 2017**

(30) **Foreign Application Priority Data**

Oct. 31, 2016 (JP) 2016-023647

(51) **LOC (11) Cl.** **12-16**

(52) **U.S. Cl.**
USPC **D12/164**

(58) **Field of Classification Search**
USPC D12/86, 90-92, 88, 164; D21/421, 433,
D21/434; 296/181.1, 181.5
CPC B62D 35/00; B62D 25/00; B62D 25/06;
B62D 33/00

See application file for complete search history.

(56) **References Cited**

U.S. PATENT DOCUMENTS

D520,427 S * 5/2006 Hiruta D12/164
D638,335 S * 5/2011 Suga D12/164
D674,327 S * 1/2013 Hirai D12/164
D699,638 S * 2/2014 Kubota D12/164
D793,920 S * 8/2017 Cartabiano D12/164

OTHER PUBLICATIONS

Toyota, Toyota Aqua (2015), Toyota Global Newsroom, <<http://newsroom.toyota.co.jp/jp/download/>>, available at least as early as Aug. 2, 2016.

Wikipedia, Ford Fiesta, <<https://ja.wikipedia.org/wiki/%E3%83%95%E3%82%A9%E3%83%BC%E3%83%89%E3%83%BB%E3%83%95%E3%82%A3%E3%82%A8%E3%82%B9%E3%82%BF>>, available at least as early as Aug. 2, 2016.

* cited by examiner

Primary Examiner — Melody N Brown

(74) *Attorney, Agent, or Firm* — Saidman DesignLaw Group, LLC

(57) **CLAIM**

The ornamental design for a front portion for an automobile, as shown and described.

DESCRIPTION

FIG. 1 is a right, front perspective view of a front portion for an automobile showing our new design;
FIG. 2 is a left, front perspective view thereof;
FIG. 3 is a right, rear perspective view thereof;
FIG. 4 is a left, rear perspective view thereof;
FIG. 5 is a front view thereof;
FIG. 6 is a rear view thereof;
FIG. 7 is a top view thereof;
FIG. 8 is a right side view thereof; and,
FIG. 9 is a left side view thereof.

The claimed design is indicated by the relatively dark portions in the figures. The relatively light portions form no part of the claimed design.

1 Claim, 9 Drawing Sheets






FIG. 1



FIG. 2



FIG. 3




FIG. 4




FIG. 5




FIG. 6




FIG. 7




FIG. 8




FIG. 9