



US00D829596S

(12) **United States Design Patent** (10) **Patent No.:** **US D829,596 S**
Tao (45) **Date of Patent:** **** Oct. 2, 2018**

(54) **HANGING PLANTER** 3,984,941 A * 10/1976 Chetta, Jr. A47G 7/02
220/23.87
(71) Applicant: **Almi International Plastic Industries,** D244,418 S * 5/1977 Chetta, Jr. D11/144
S.A., Hollywood, FL (US) D275,896 S * 10/1984 Caldwell D26/110
4,781,321 A * 11/1988 Koyata A47G 19/00
229/400
(72) Inventor: **Andrew Tao, Zhejiang (CN)** D309,425 S * 7/1990 Grimm D3/271.1
D313,148 S * 12/1990 de Winter D7/318
(73) Assignee: **Almi International Plastic Industries** 5,082,140 A * 1/1992 Swenson A47G 19/02
S.A., Hollywood, FL (US) 220/574

(Continued)

(**) Term: **15 Years**
(21) Appl. No.: **29/608,081**

Primary Examiner — Elizabeth A. Albert
(74) *Attorney, Agent, or Firm* — Howard Natter; Natter & Natter

(22) Filed: **Jun. 19, 2017**
(51) **LOC (11) Cl.** **11-02**
(52) **U.S. Cl.**
USPC **D11/152**

(57) **CLAIM**

The ornamental design for a hanging planter, as shown and described.


(58) **Field of Classification Search**
USPC D6/403–405, 556–558, 675;
D11/143–156, 164; D9/428, 500, 519,
D9/549; D3/306; D7/522, 524, 537
CPC A01G 9/02; A01G 9/021; A01G 9/028;
A01G 9/029; A01G 9/04; A01G 9/042;
A01G 9/045; A47G 7/00; A47G 7/006;
A47G 7/02; A47G 7/025; A47G 7/04;
A47G 7/044; A47G 7/06
See application file for complete search history.

DESCRIPTION

FIG. 1 is a perspective view of a hanging planter showing my new design;
FIG. 2 is a top plan view thereof;
FIG. 3 is a front elevational view thereof, the rear and side elevational views being the same;
FIG. 4 is a bottom plan view thereof;
FIG. 5 is a sectional view thereof taken along the plane 5-5 of FIG. 2;
FIG. 6 is a sectional view thereof taken along the plane 6-6 of FIG. 2;
FIG. 7 is an enlarged detail view of the oval 7 in FIG. 5; and,
FIG. 8 is an enlarged detail view of the oval 8 in FIG. 6.
The short broken lines in the drawings show portions of the hanging planter that form no part of the claimed design. The heavy broken lines showing the chains in FIG. 1 represent unclaimed environmental subject matter that forms no part of the claimed design. The long and short broken lines in FIGS. 5 and 6 are included to show enlarged detail views and form no part of the claimed design.

(56) **References Cited**
U.S. PATENT DOCUMENTS
598,305 A * 2/1898 Griffin A47J 41/02
215/12.1
1,624,504 A * 4/1927 Pfarr A47G 7/04
47/67
1,648,570 A * 11/1927 White A47G 7/025
220/23.83
D103,599 S * 3/1937 Ruck D7/565
2,693,686 A * 11/1954 Pierce A47G 19/30
211/60.1

1 Claim, 6 Drawing Sheets



(56)

References Cited

U.S. PATENT DOCUMENTS

D364,069 S * 11/1995 Huang D7/303
6,643,978 B2 * 11/2003 Price A01G 9/026
47/65.8
6,789,355 B2 * 9/2004 Rajagopalan A01G 9/024
47/65.5
D516,815 S * 3/2006 Peller D3/306
7,654,038 B2 * 2/2010 Simmons A01G 27/005
47/66.6
D615,873 S * 5/2010 Varvatos D9/554
D658,041 S * 4/2012 Vogler D8/356
D721,494 S * 1/2015 Liu D3/306
D735,602 S * 8/2015 Anderson D11/155
D784,771 S * 4/2017 Goodman D23/261
2005/0081441 A1 * 4/2005 Mantovani A01G 9/024
47/67

* cited by examiner

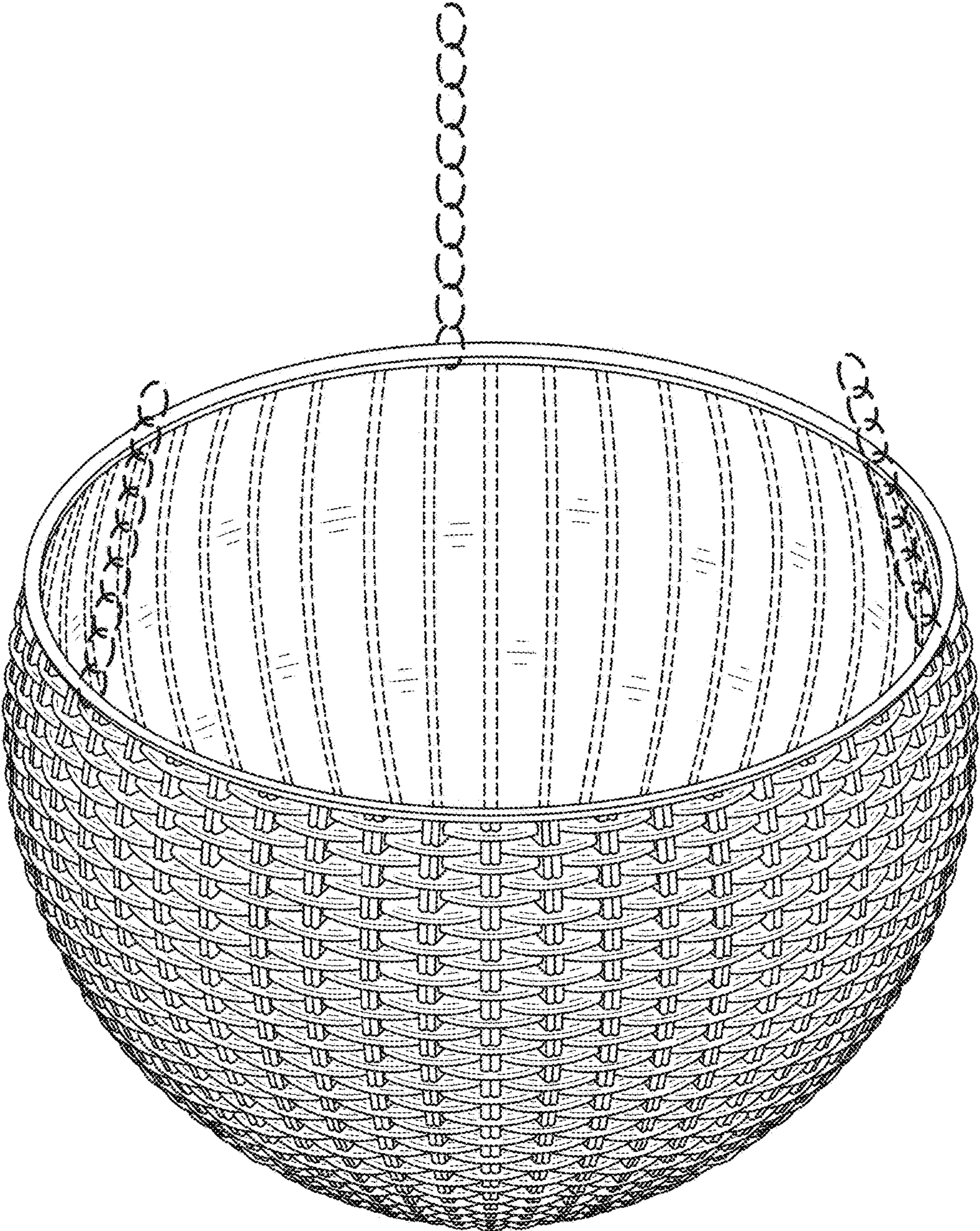


Fig. 1

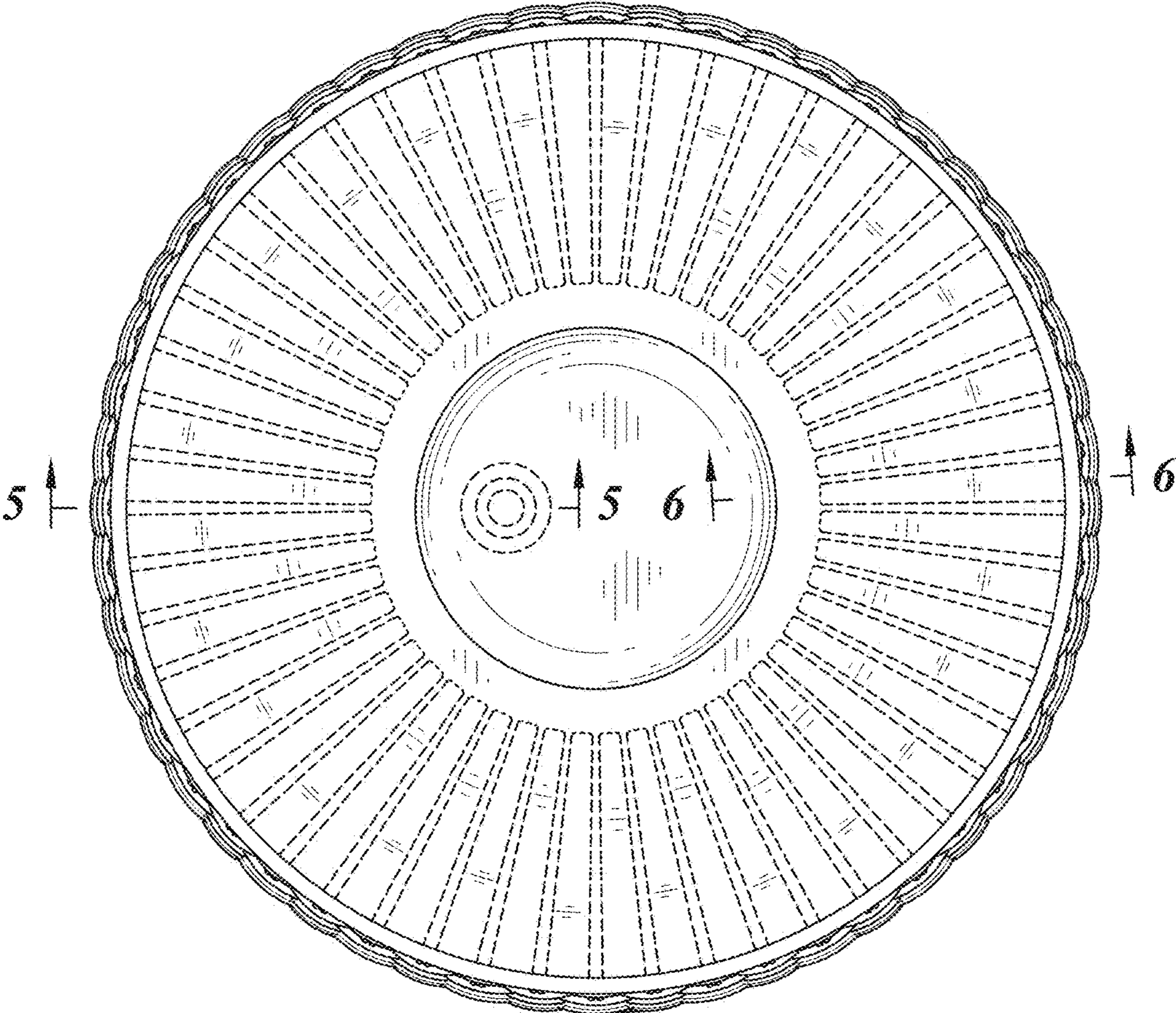


Fig. 2

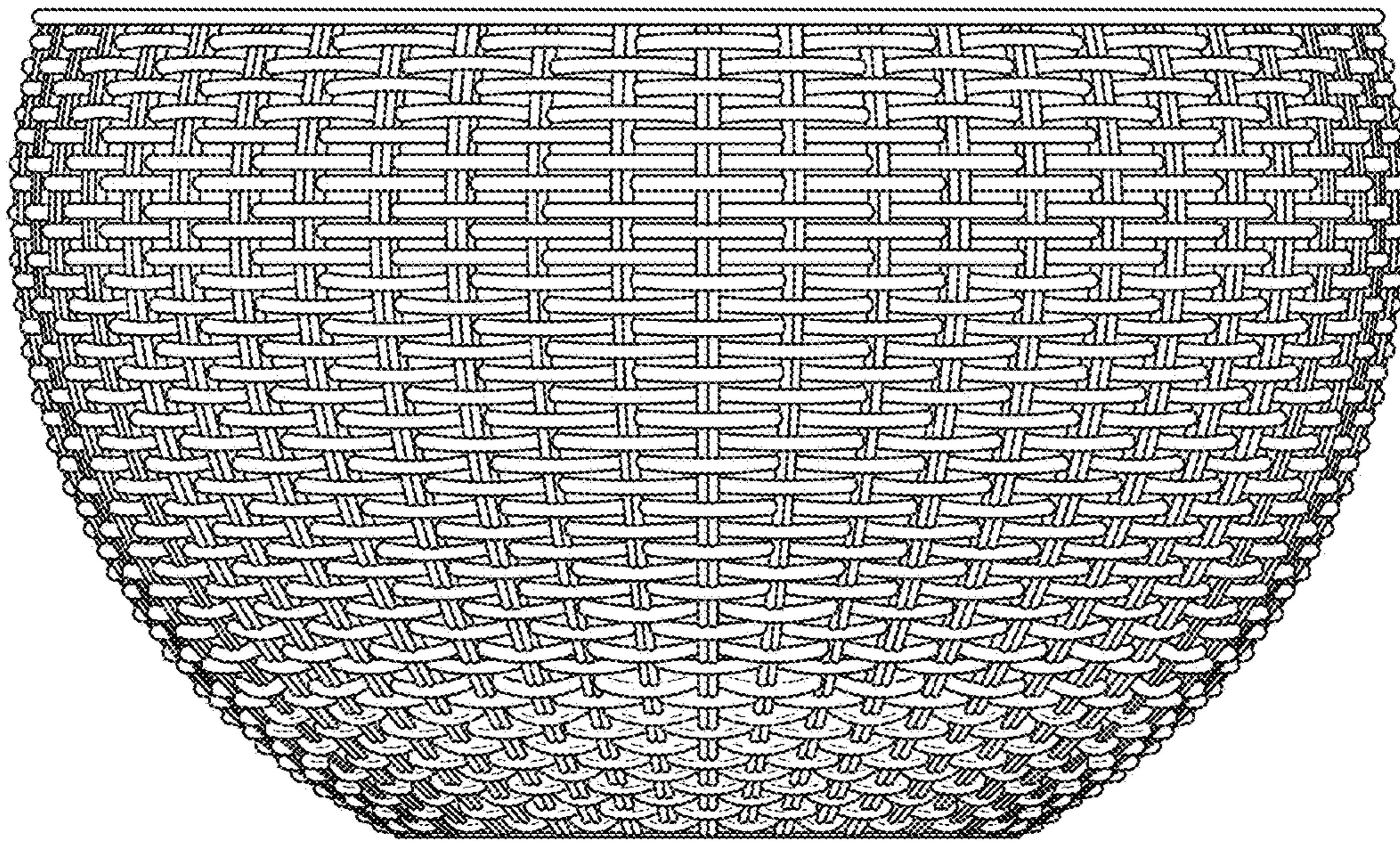


Fig. 3




Fig. 4

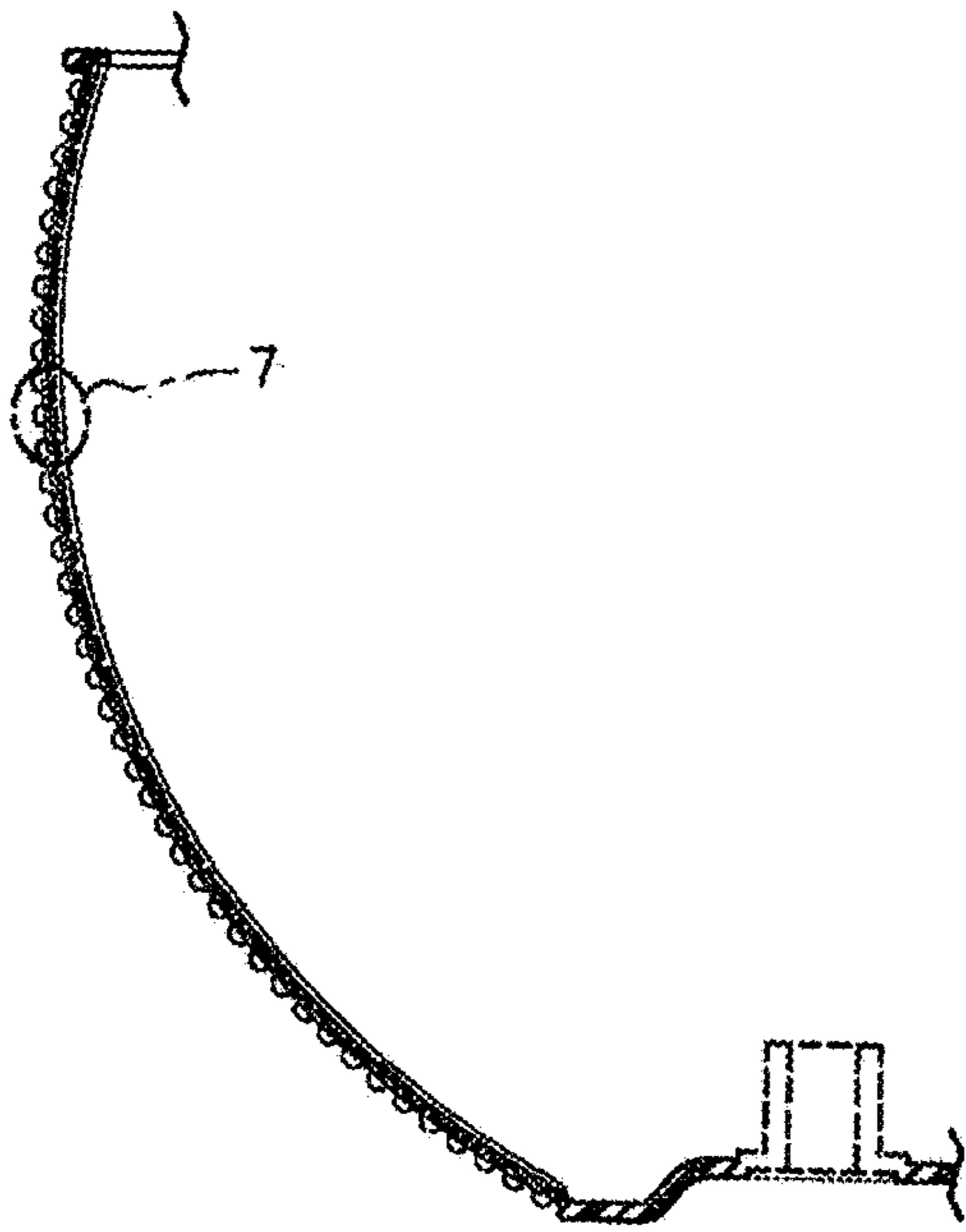


Fig. 5

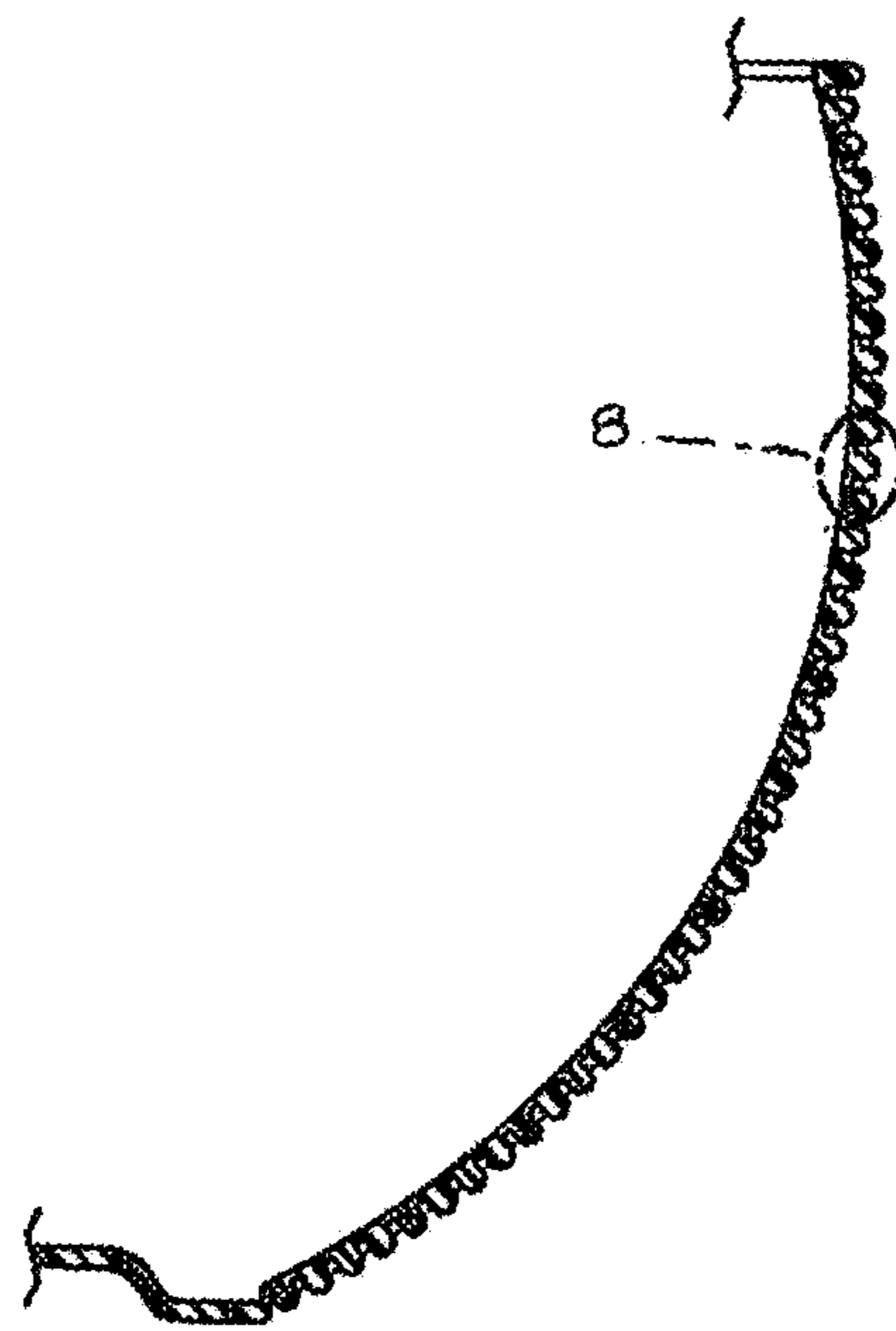


Fig. 6

Fig. 7




Fig. 8

