



US00D829593S

(12) **United States Design Patent** (10) **Patent No.:** **US D829,593 S**  
**Pierce** (45) **Date of Patent:** **\*\* Oct. 2, 2018**

(54) **ORNAMENT**  
(71) Applicant: **Nancy Jean Pierce**, Los Angeles, CA (US)  
(72) Inventor: **Nancy Jean Pierce**, Los Angeles, CA (US)  
(\*\*) Term: **15 Years**  
(21) Appl. No.: **29/594,058**  
(22) Filed: **Feb. 15, 2017**  
(51) **LOC (11) Cl.** ..... **11-05**  
(52) **U.S. Cl.**  
USPC ..... **D11/121**  
(58) **Field of Classification Search**  
USPC .... D11/1, 89, 117, 121, 125, 130, 131, 132, D11/133, 157, 56, 103; D3/20, 21, 201, D3/270, 903; 428/7, 8, 9  
CPC ..... A47G 33/00; A47G 33/08; A47G 2033/0827; B44C 5/00; B44C 5/04; B44C 5/0407; B44C 5/0415; A45C 11/16; A44C 1/00; A44C 17/00; A44C 17/001; A44C 17/002; A44C 17/003; A44C 17/005; A44C 17/008  
See application file for complete search history.

5,006,375 A \* 4/1991 Mangan ..... A44C 25/00 40/406  
D318,252 S \* 7/1991 Bakter ..... D11/131  
D403,074 S \* 12/1998 Piergiorgio ..... D24/208  
D457,096 S \* 5/2002 Rosner ..... D11/125  
D458,649 S \* 6/2002 Perry ..... D11/125  
D525,429 S \* 7/2006 Lalwani ..... D3/271.1  
D525,711 S \* 7/2006 Lewandowski ..... D24/200  
D526,571 S \* 8/2006 Terrasi ..... D7/539  
D530,086 S \* 10/2006 Lalwani ..... D3/271.1  
D553,539 S \* 10/2007 Arasheben ..... D11/83  
D556,631 S \* 12/2007 Smyth ..... D11/211  
D572,154 S \* 7/2008 Daas ..... D10/68  
D598,803 S \* 8/2009 Momjian ..... D11/81  
D667,335 S \* 9/2012 Kothari ..... D11/40  
D710,237 S \* 8/2014 Herlands ..... D11/56  
D711,278 S \* 8/2014 Kadri ..... D11/56  
D712,301 S \* 9/2014 Tipp ..... D11/56  
D725,544 S \* 3/2015 Yatsugi-Kang ..... D11/56  
D731,738 S \* 6/2015 Jackson ..... D99/3  
D798,765 S \* 10/2017 Cobos ..... D11/125

\* cited by examiner

Primary Examiner — Elizabeth J Oswecki  
(74) Attorney, Agent, or Firm — Eric Kelly

(57) **CLAIM**

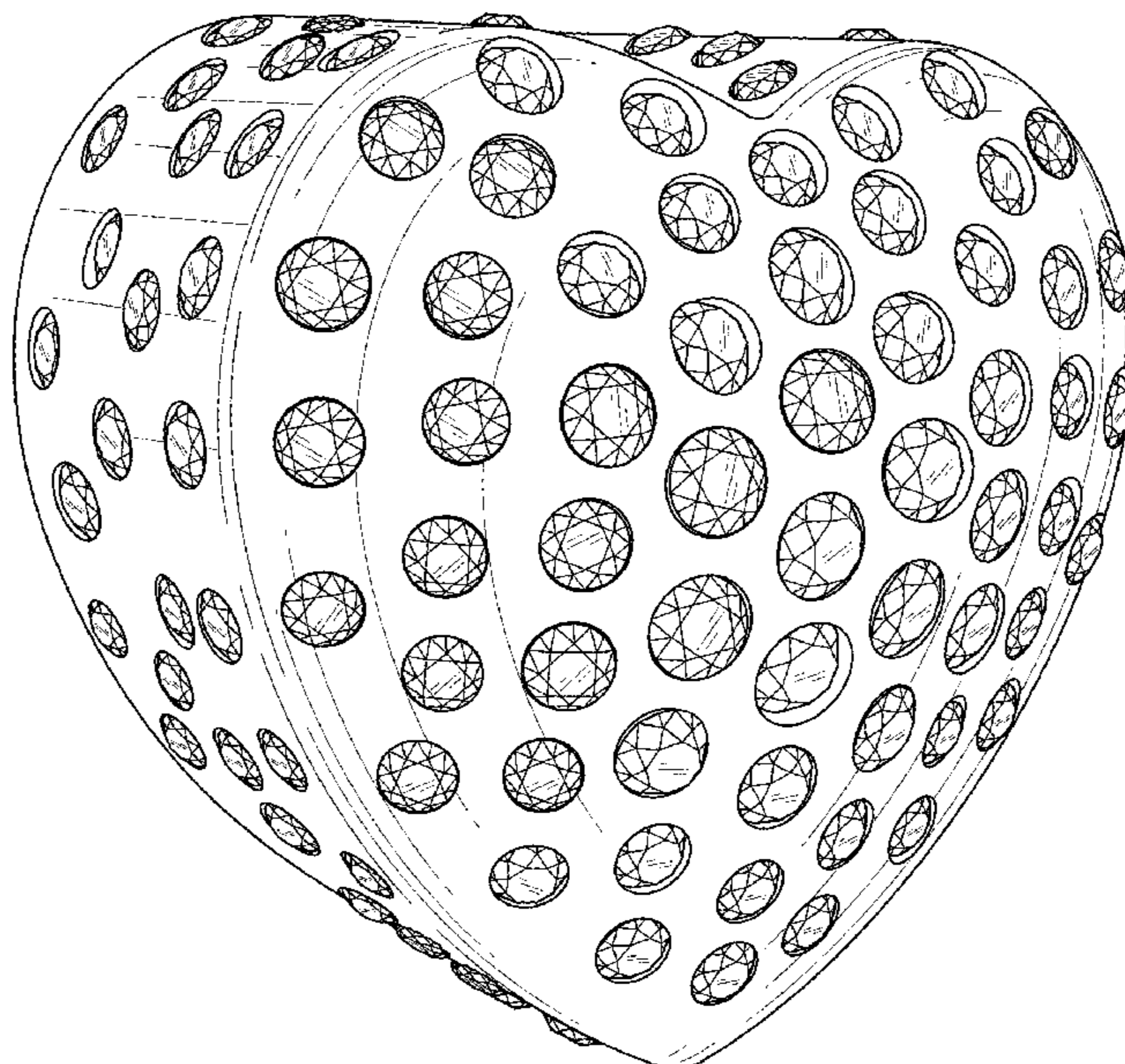
The ornamental design for an ornament, as shown and described.

**DESCRIPTION**

FIG. 1 is a top, front perspective view of an ornament showing my new design;  
FIG. 2 is a front view thereof;  
FIG. 3 is a back view thereof;  
FIG. 4 is a left side view thereof;  
FIG. 5 is a right side view thereof;  
FIG. 6 is a top view thereof; and,  
FIG. 7 is a bottom view thereof.

**1 Claim, 7 Drawing Sheets**

(56) **References Cited**  
U.S. PATENT DOCUMENTS  
2,169,382 A \* 8/1939 Di Domenico ..... B65D 5/2019 229/116.2  
2,277,773 A \* 3/1942 McGrath ..... B65D 5/2019 229/116.2  
2,450,620 A \* 10/1948 Speicher ..... A44C 17/006 29/10  
2,451,913 A \* 10/1948 Brice ..... A44C 1/00 40/1.5  
D165,528 S \* 12/1951 Katz ..... D11/56



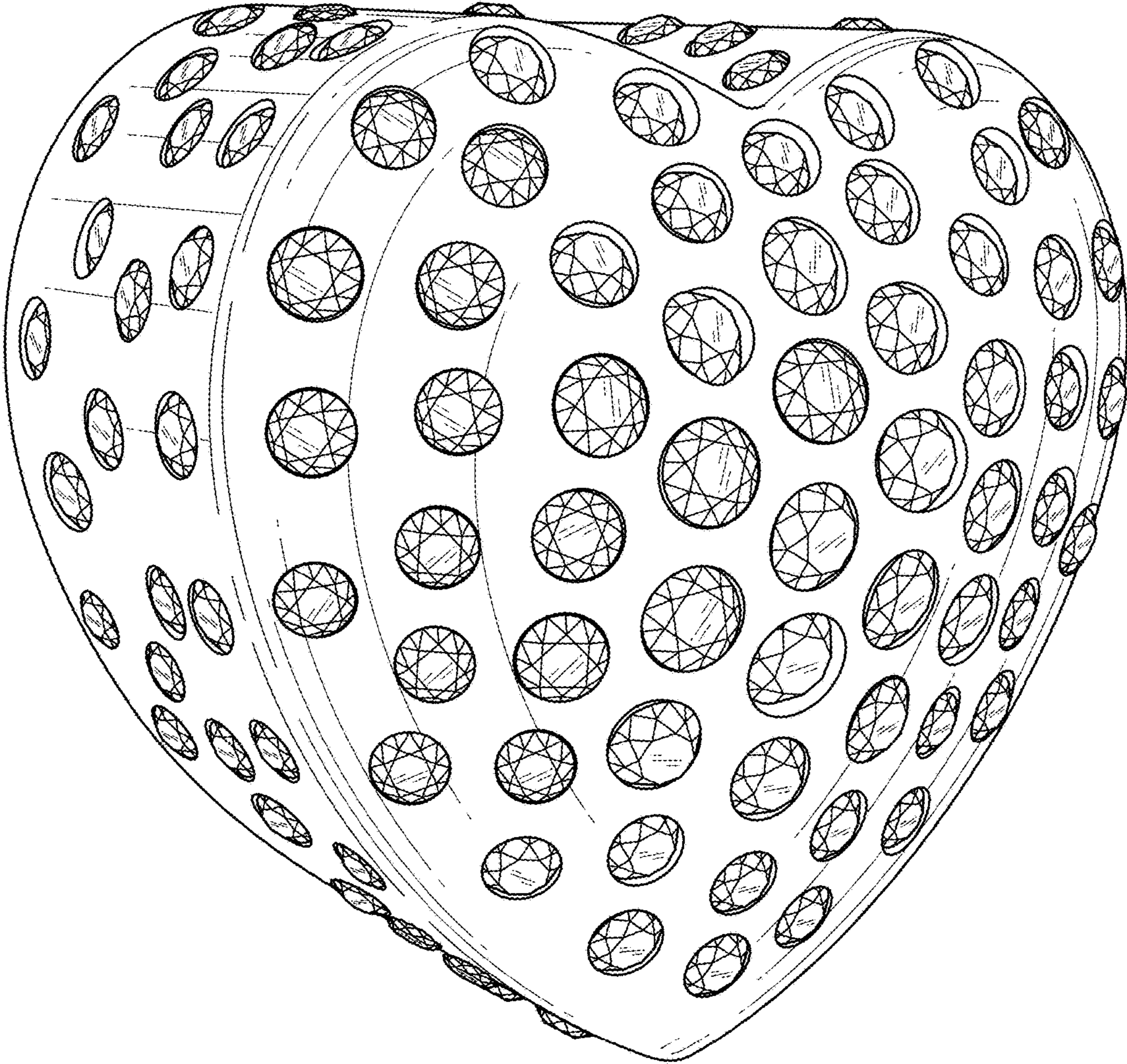


FIG. 1

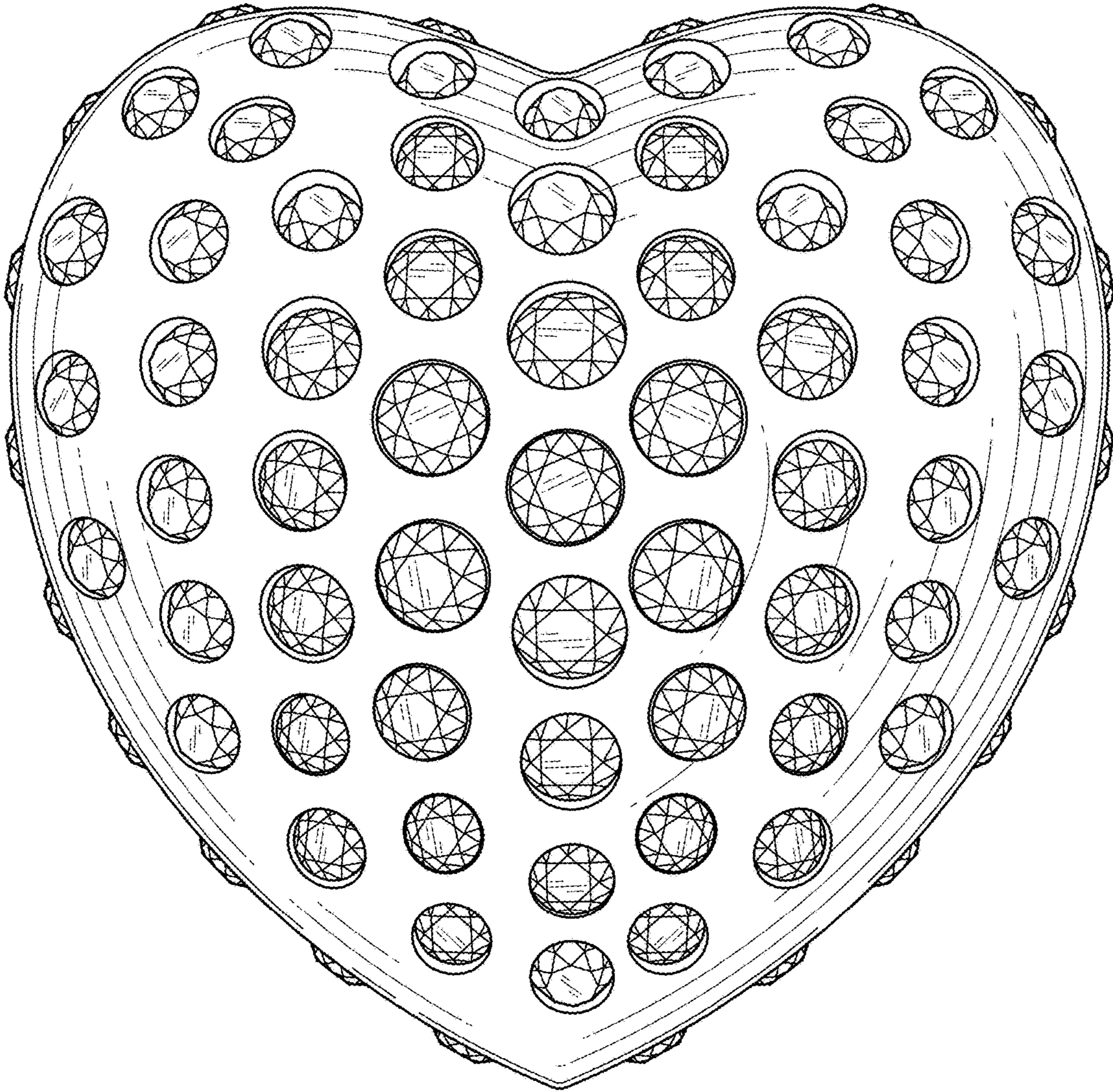


FIG. 2




FIG. 3

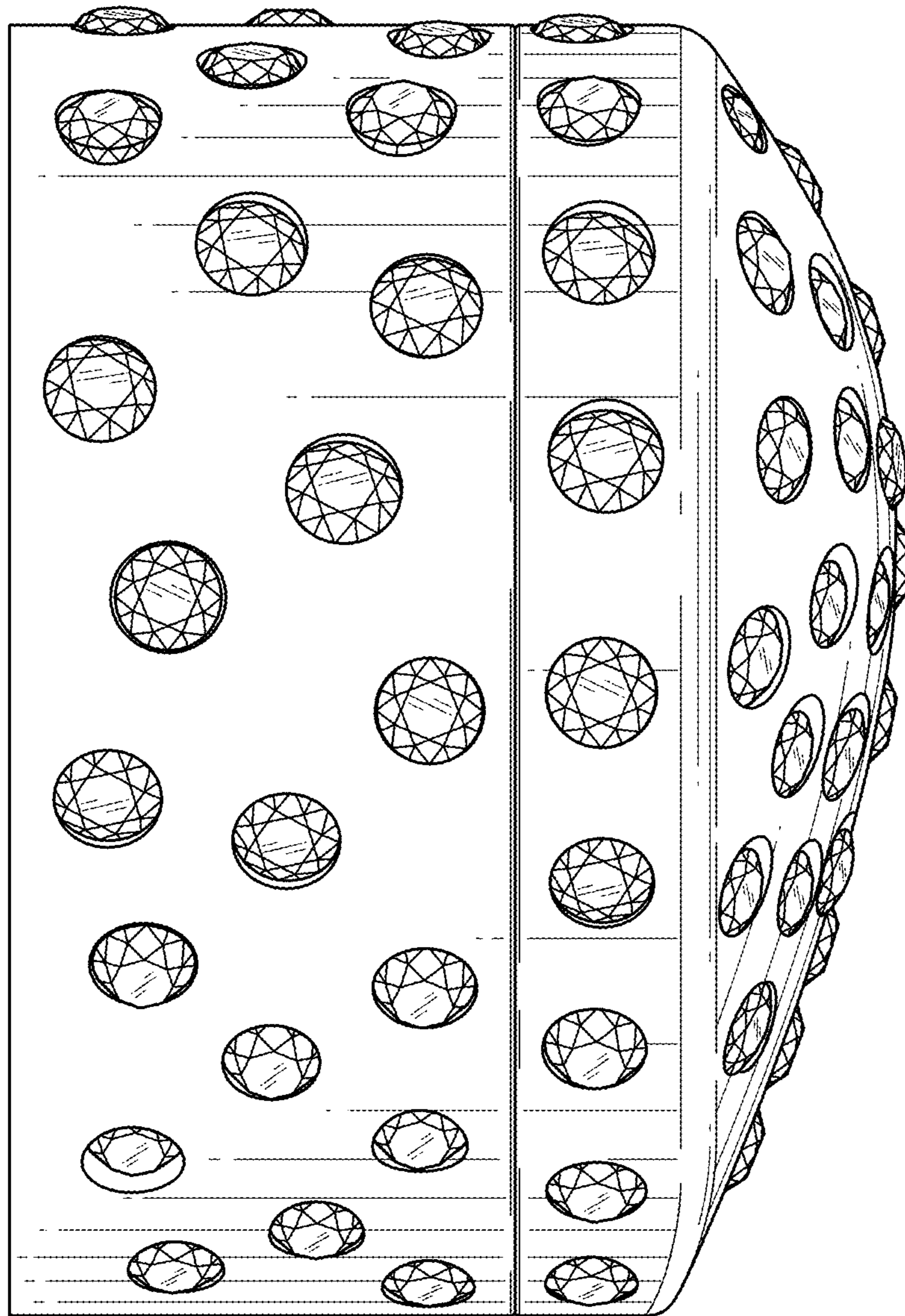


FIG. 4

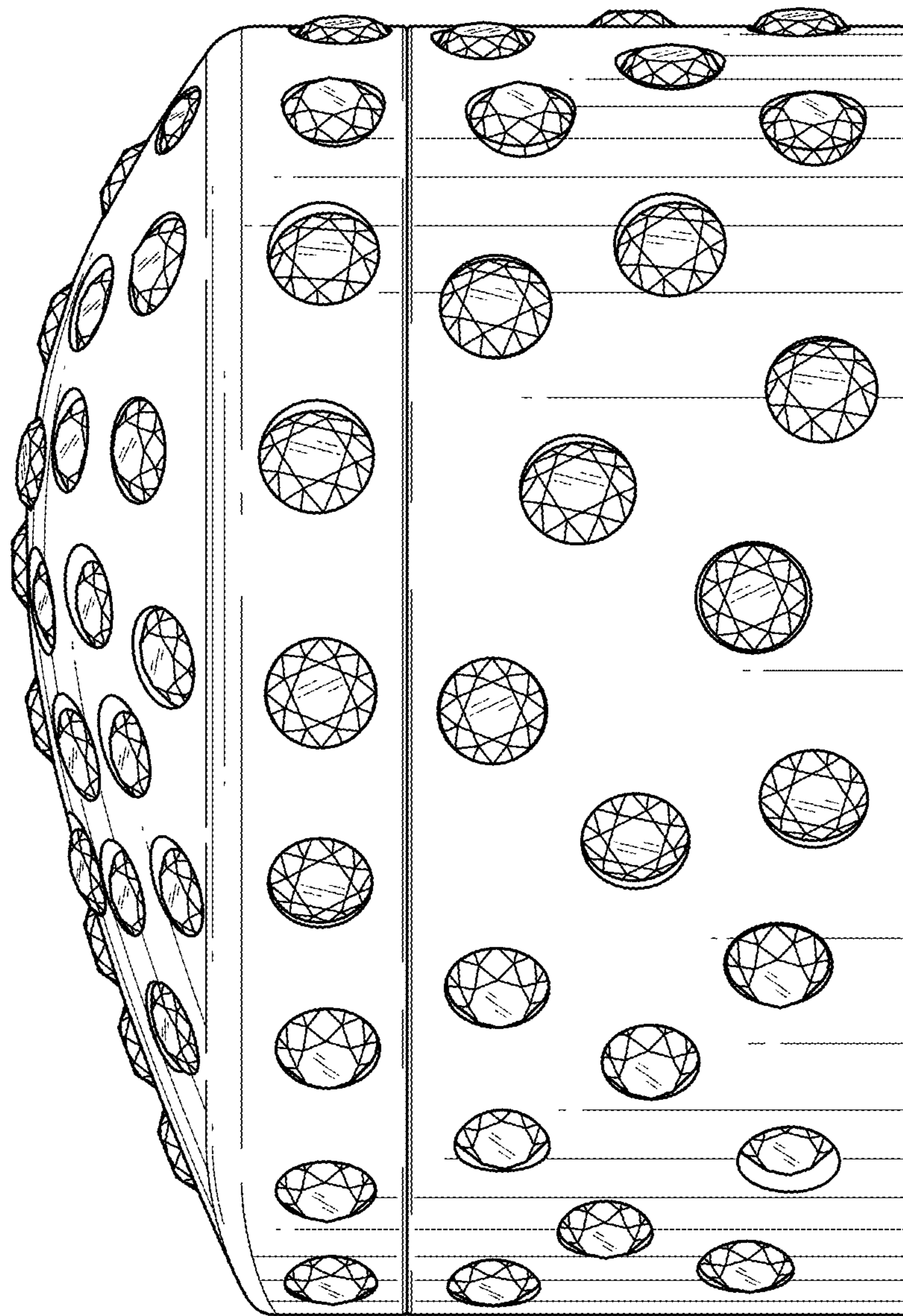


FIG. 5

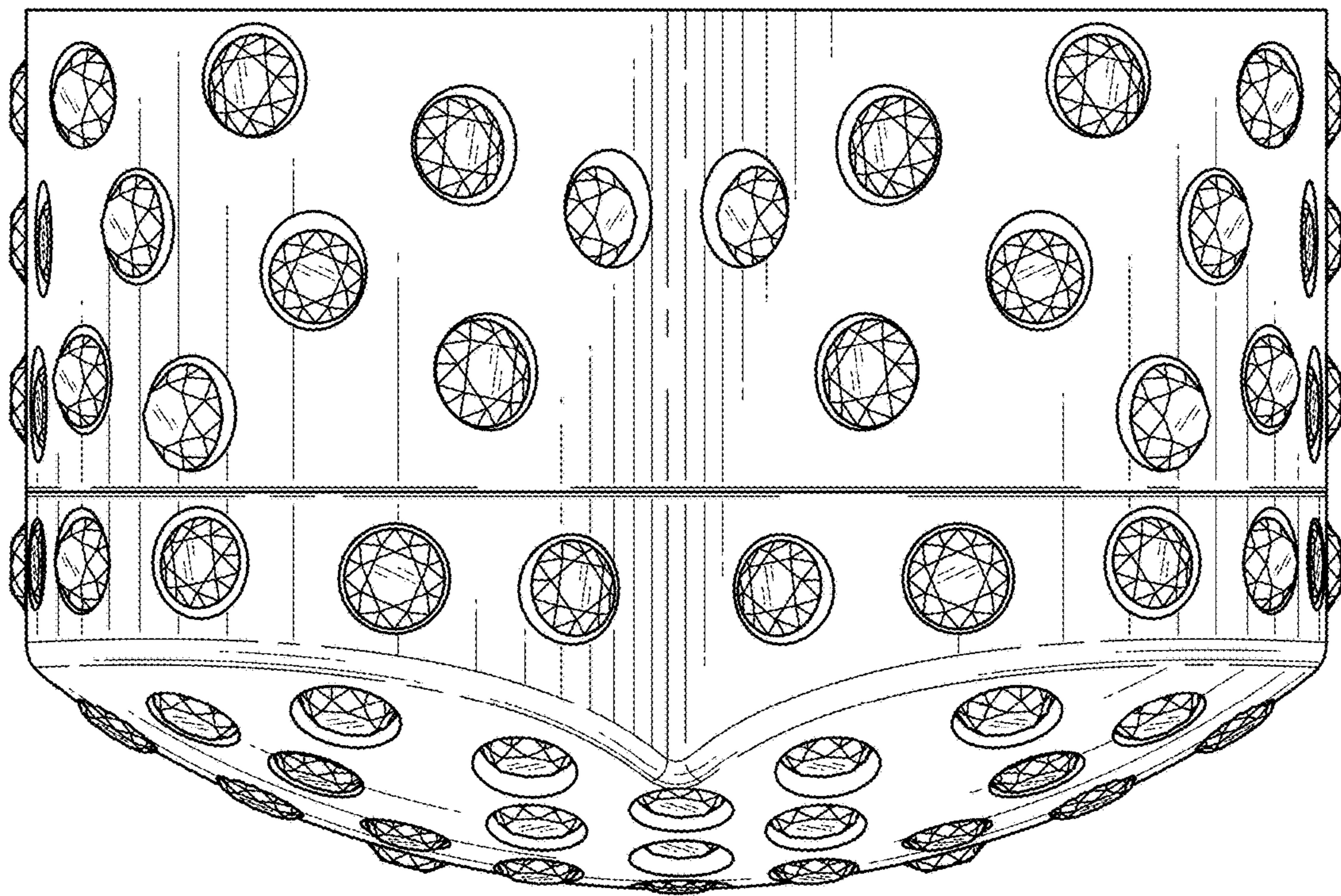


FIG. 6

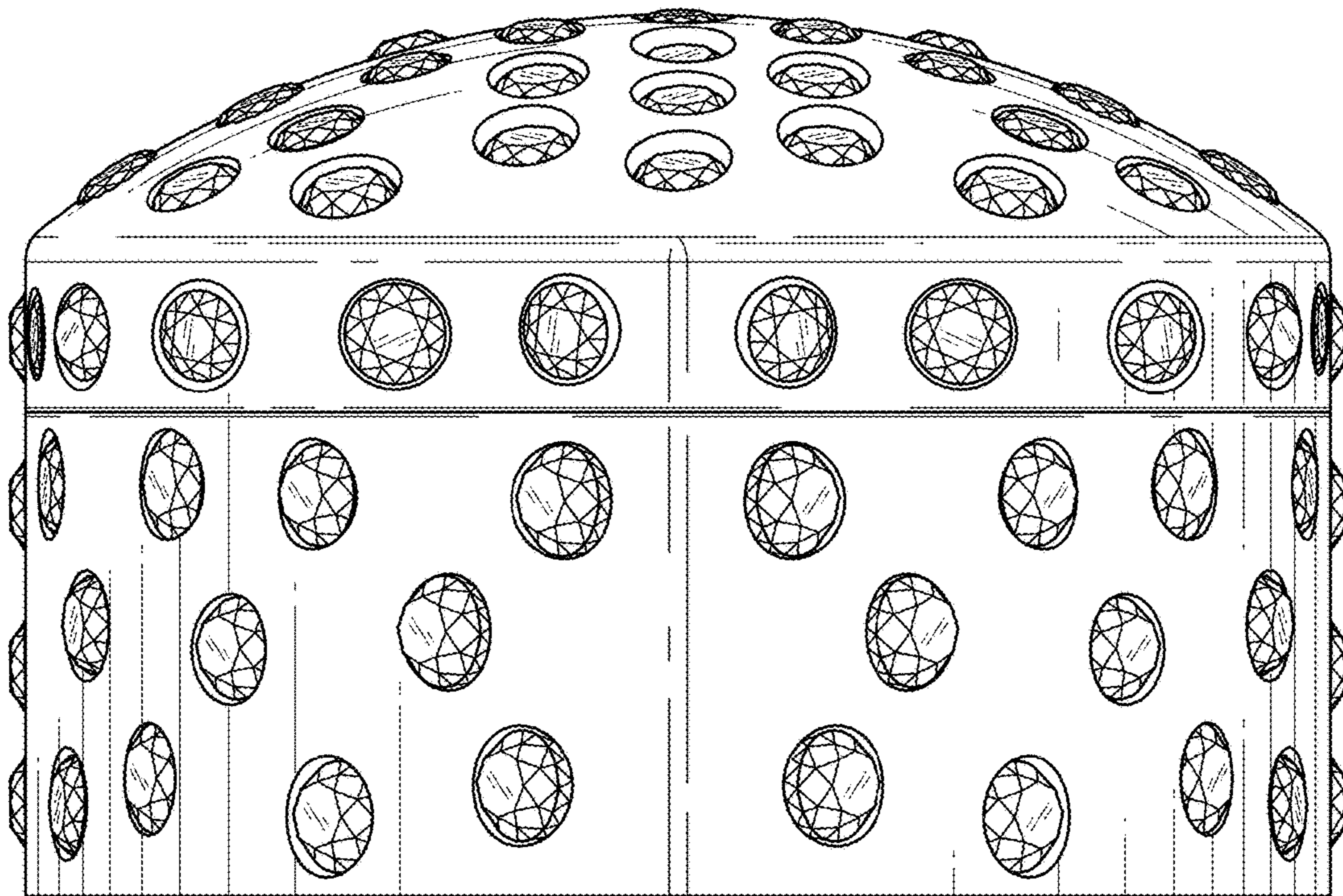


FIG. 7