



US00D829572S

(12) **United States Design Patent**
Cheng

(10) **Patent No.:** **US D829,572 S**
(45) **Date of Patent:** **** Oct. 2, 2018**

- (54) **TIMER**
- (71) Applicant: **Yuan Mei Corp.**, Chang Hua Hsien (TW)
- (72) Inventor: **Chi-Han Cheng**, Chang Hua Hsien (TW)
- (73) Assignee: **Yuan Mei Corp.**, Chang Hua Hsien (TW)

- 4,951,204 A 8/1990 Mylne, III
 - 5,135,168 A 8/1992 Wang
 - 5,262,936 A 11/1993 Fads et al.
 - D365,771 S * 1/1996 Clivio D10/40
 - D372,927 S 8/1996 Elmore et al.
 - D386,985 S 12/1997 Cameron
 - D427,085 S 6/2000 Steinhagen
 - D428,347 S 7/2000 Stekelenburg
 - D430,044 S * 8/2000 Clivio D10/40
 - D431,195 S * 9/2000 Clivio D10/40
- (Continued)

(**) Term: **15 Years**

OTHER PUBLICATIONS

- (21) Appl. No.: **29/597,935**
- (22) Filed: **Mar. 21, 2017**
- (51) **LOC (11) Cl.** **10-03**
- (52) **U.S. Cl.**
USPC **D10/40; D23/245**
- (58) **Field of Classification Search**
USPC D10/40, 49, 56, 96, 125; D13/162.1;
D16/200, 217, 218, 220; D23/245, 246
CPC A01G 25/00; A01G 25/16; A01G 25/165;
B05B 12/02; F16K 31/48
See application file for complete search history.

Melnor 4-Outlet Digital Water Timer | posted at amazon.com No posting date © 1996-2018, Amazon.com, Inc [online][site visited Mar. 27, 2018]. Available from Internet: <https://www.amazon.com/gp/product/B0748MN8V8/ref=s9_dcacsd_dcoop_bw_c_x_2_w> (Year: 2018).*

(Continued)

Primary Examiner — Shannon W Morgan
Assistant Examiner — Katherine Glennon
(74) *Attorney, Agent, or Firm* — Senniger Powers LLP

(56) **References Cited**

(57) **CLAIM**

The ornamental design for a timer, as shown and described.

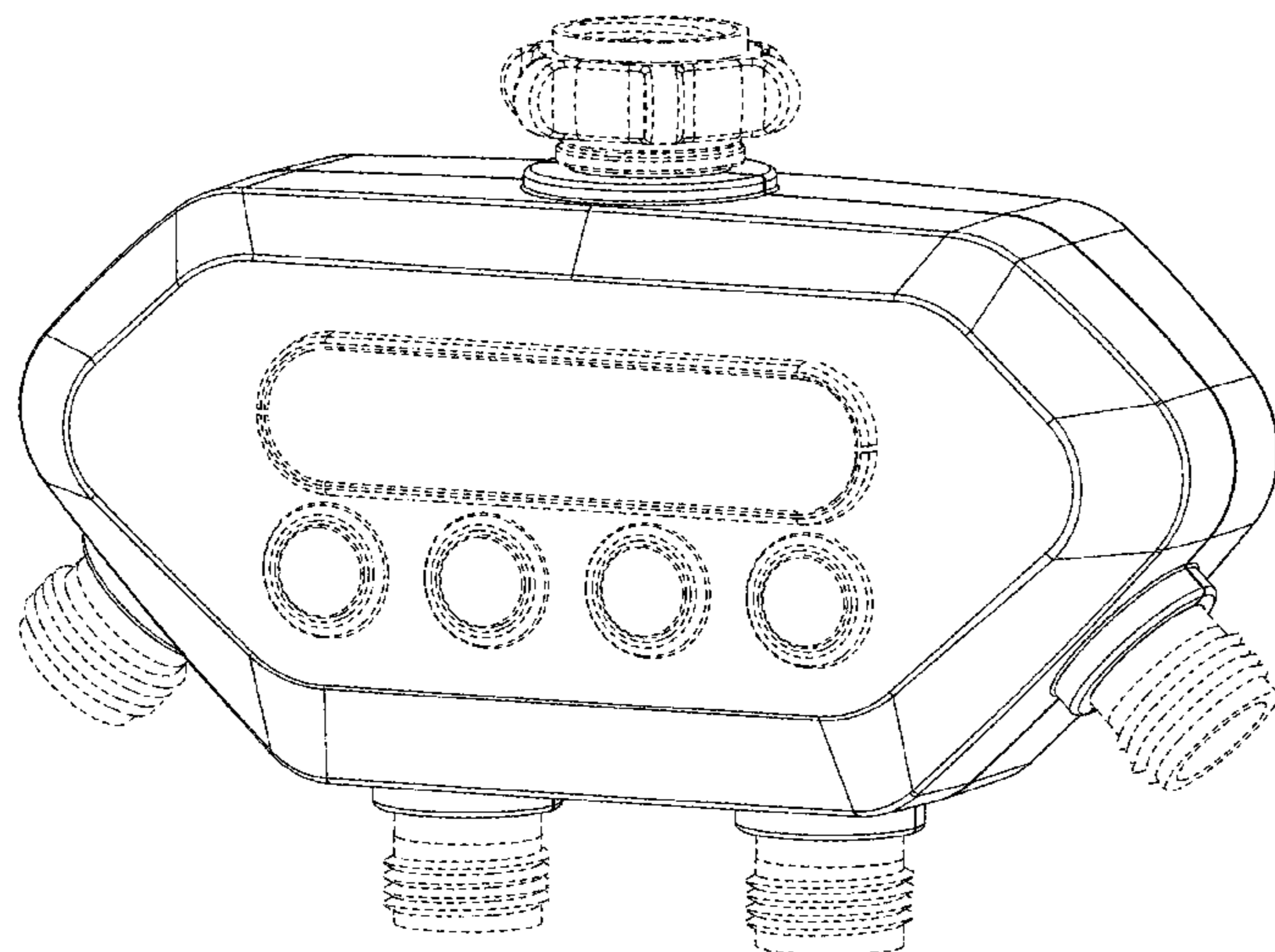
U.S. PATENT DOCUMENTS

DESCRIPTION

- D25,503 S 5/1896 Codman
- D53,726 S 8/1919 Berge
- 1,865,965 A 7/1932 Ruiz
- D179,112 S 11/1956 Becker
- D179,181 S 11/1956 Becker
- D191,294 S 9/1961 Charnota
- 4,562,865 A 1/1986 Lemkin et al.
- D282,446 S 2/1986 Gremonprez et al.
- D282,932 S 3/1986 Maitani
- D289,431 S 4/1987 Clivio et al.
- D295,778 S 5/1988 Bruninga et al.
- D298,962 S 12/1988 Bruninga
- 4,807,664 A 2/1989 Wilson et al.
- D309,175 S 7/1990 Hastings et al.

FIG. 1 is a right front perspective view of a timer showing my new design;
FIG. 2 is a front view thereof;
FIG. 3 is a rear view thereof;
FIG. 4 is a left side view thereof;
FIG. 5 is a right side view thereof;
FIG. 6 is a top view thereof; and,
FIG. 7 is a bottom view thereof.
The broken lines in the drawings illustrate portions of the timer that form no part of the claimed design.

1 Claim, 7 Drawing Sheets



(56)

References Cited

U.S. PATENT DOCUMENTS

D432,441 S 10/2000 Stekelenburg
 D452,695 S 1/2002 Miller
 D454,508 S 3/2002 Stekelenburg
 D460,474 S 7/2002 Gotham et al.
 D467,187 S 12/2002 Clivio
 D476,240 S 6/2003 Kuramochi et al.
 D485,502 S * 1/2004 Clivio D10/40
 D500,453 S 1/2005 Cullen et al.
 D507,243 S 7/2005 Miller
 6,986,364 B1 * 1/2006 Wang A01G 25/165
 137/624.11
 7,225,057 B2 5/2007 Froman et al.
 D559,708 S 1/2008 Michael et al.
 D567,680 S 4/2008 Michael et al.
 D582,796 S 12/2008 Stekelenburg
 D604,184 S 11/2009 Leer et al.
 D630,952 S * 1/2011 Nies D10/40
 D636,278 S * 4/2011 Franchini D10/40
 D642,077 S 7/2011 Nies et al.
 D643,755 S * 8/2011 Nies D10/40
 D647,411 S * 10/2011 Barton D10/40
 D647,554 S 10/2011 Yim
 D657,263 S 4/2012 Nies et al.
 D657,264 S 4/2012 Nies et al.
 8,160,750 B2 4/2012 Weiler
 D658,519 S 5/2012 Connolly et al.
 D659,029 S 5/2012 Connolly et al.
 D662,844 S 7/2012 Guerrero
 8,251,300 B2 8/2012 Wilson
 D671,847 S 12/2012 Chandran et al.
 D671,848 S 12/2012 Chandran et al.
 D671,849 S 12/2012 Chandran et al.
 D679,202 S 4/2013 Hu
 D679,259 S 4/2013 Franchini
 D679,260 S 4/2013 Franchini
 D682,714 S 5/2013 Barton et al.
 D690,614 S 10/2013 Mascadri et al.
 D691,243 S * 10/2013 Meyer D23/245
 D695,802 S 12/2013 Kim et al.
 D710,921 S 8/2014 Gioscia et al.

D713,271 S * 9/2014 Ericksen A01G 25/165
 D10/40
 8,882,343 B1 11/2014 Baldwin et al.
 D720,431 S * 12/2014 Michael D10/40
 D725,169 S 3/2015 Gioscia
 9,038,665 B2 * 5/2015 Cheng F16K 11/085
 137/883
 D734,799 S 7/2015 Woodman et al.
 D736,104 S 8/2015 Ericksen et al.
 D750,506 S 3/2016 Ericksen et al.
 D750,977 S 3/2016 Ericksen et al.
 9,329,576 B1 5/2016 Baldwin et al.
 D759,742 S 6/2016 Kim et al.
 D764,950 S 8/2016 Cheng
 D764,951 S 8/2016 Cheng
 D769,742 S 10/2016 Cheng et al.
 D770,310 S 11/2016 Rogers et al.
 D770,311 S 11/2016 Ericksen et al.
 D770,918 S 11/2016 Cheng
 D772,083 S * 11/2016 Cheng D10/40
 D778,738 S 2/2017 Ericksen et al.
 D779,343 S 2/2017 Ericksen et al.
 D781,160 S 3/2017 Ericksen et al.
 D782,340 S 3/2017 Ericksen et al.
 D782,354 S 3/2017 Lovin et al.
 D797,580 S 9/2017 Read et al.
 D805,569 S 12/2017 Daugela
 2009/0001182 A1 1/2009 Siddaramanna et al.
 2009/0001193 A1 1/2009 Parsons et al.
 2010/0230510 A1 * 9/2010 Wilson A01G 25/16
 239/70
 2014/0229024 A1 8/2014 Wang
 2016/0282833 A1 9/2016 Wang et al.
 2017/0227245 A1 8/2017 Amundson et al.

OTHER PUBLICATIONS

The TORO Company, ECXTRA™ Automatic Sprinkler System
 Control Timer User's Guide, © 2004, 44 pages, Form No. 373-0339
 Rev. A.

* cited by examiner

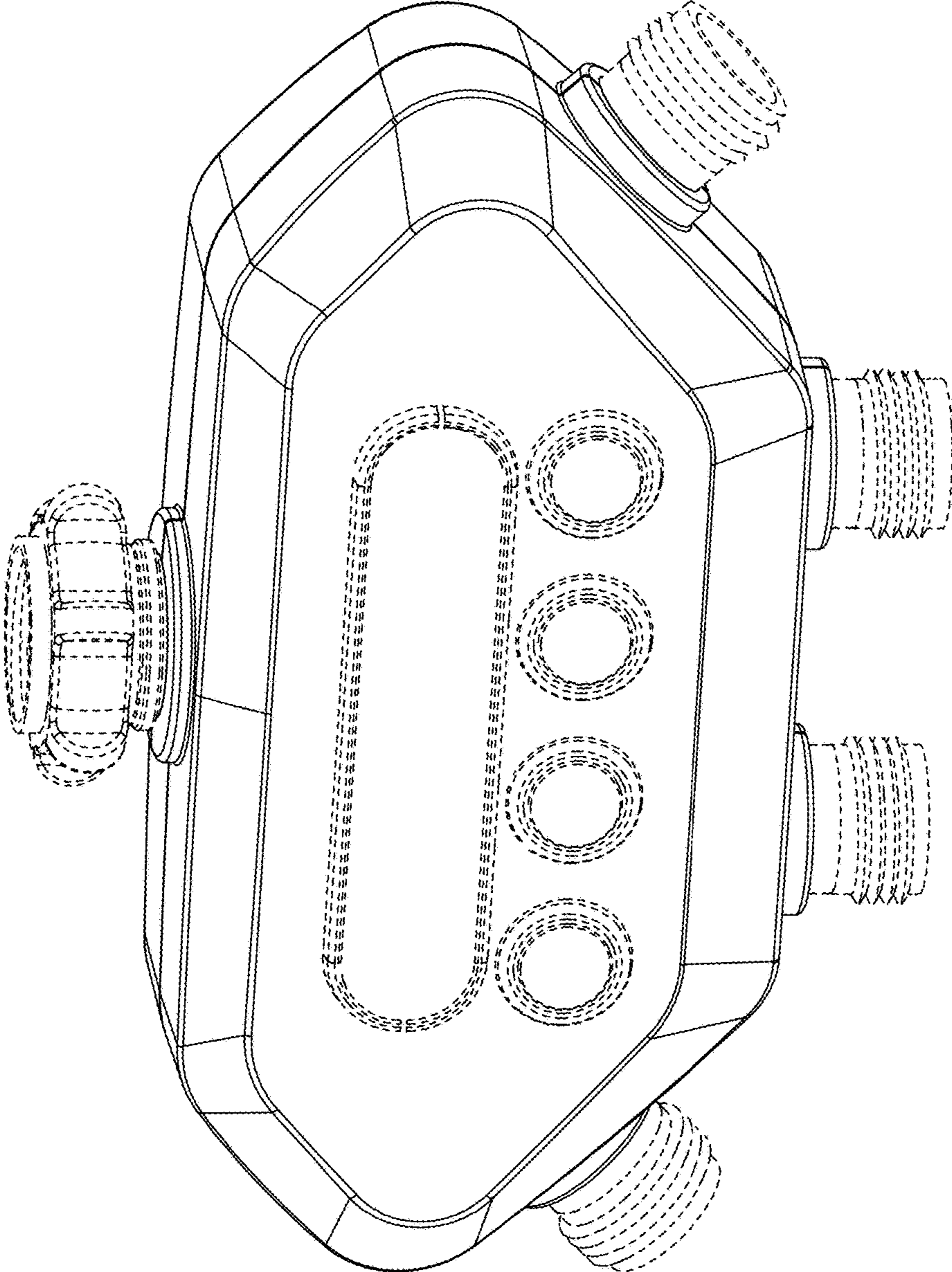


FIG. 1

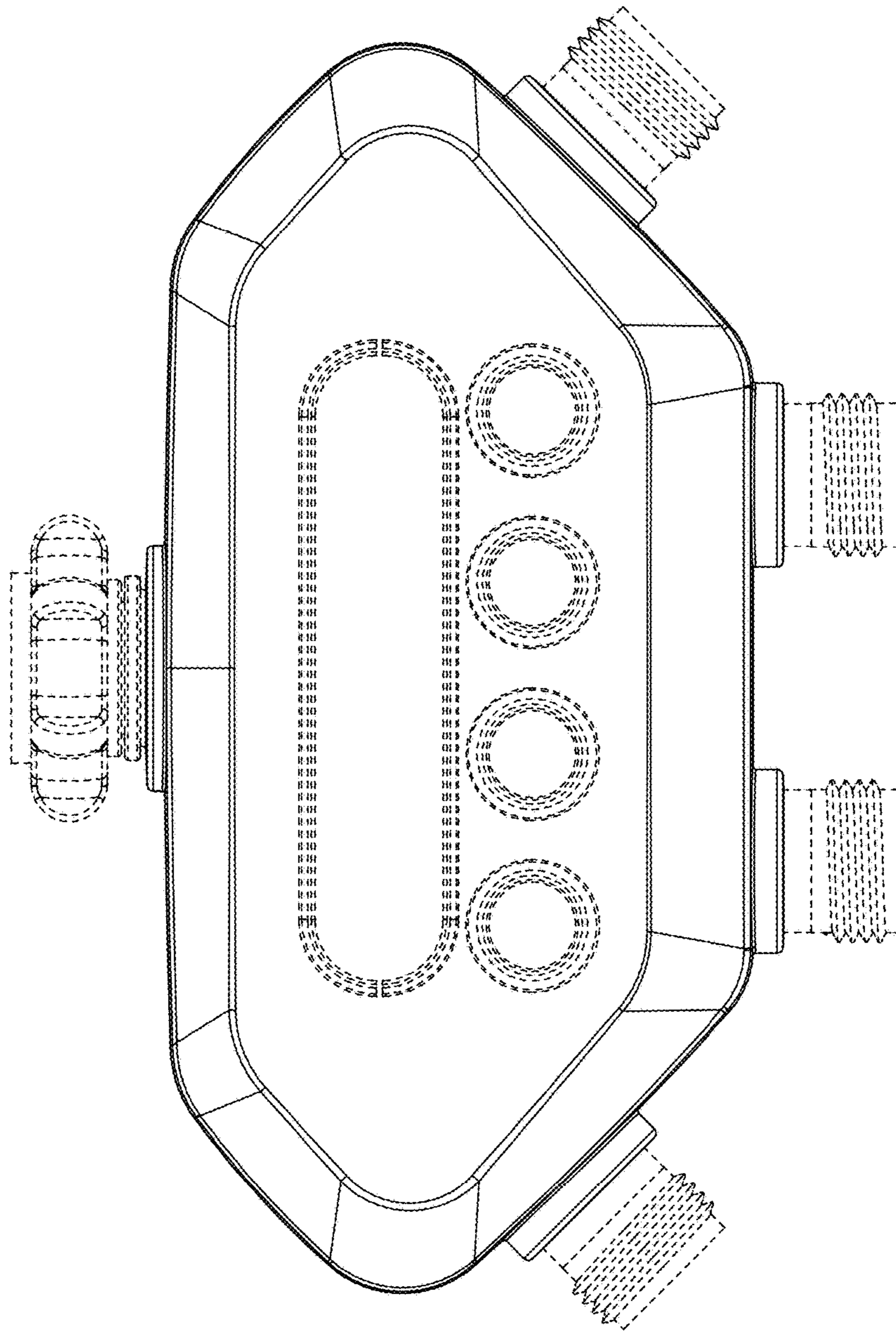


FIG. 2

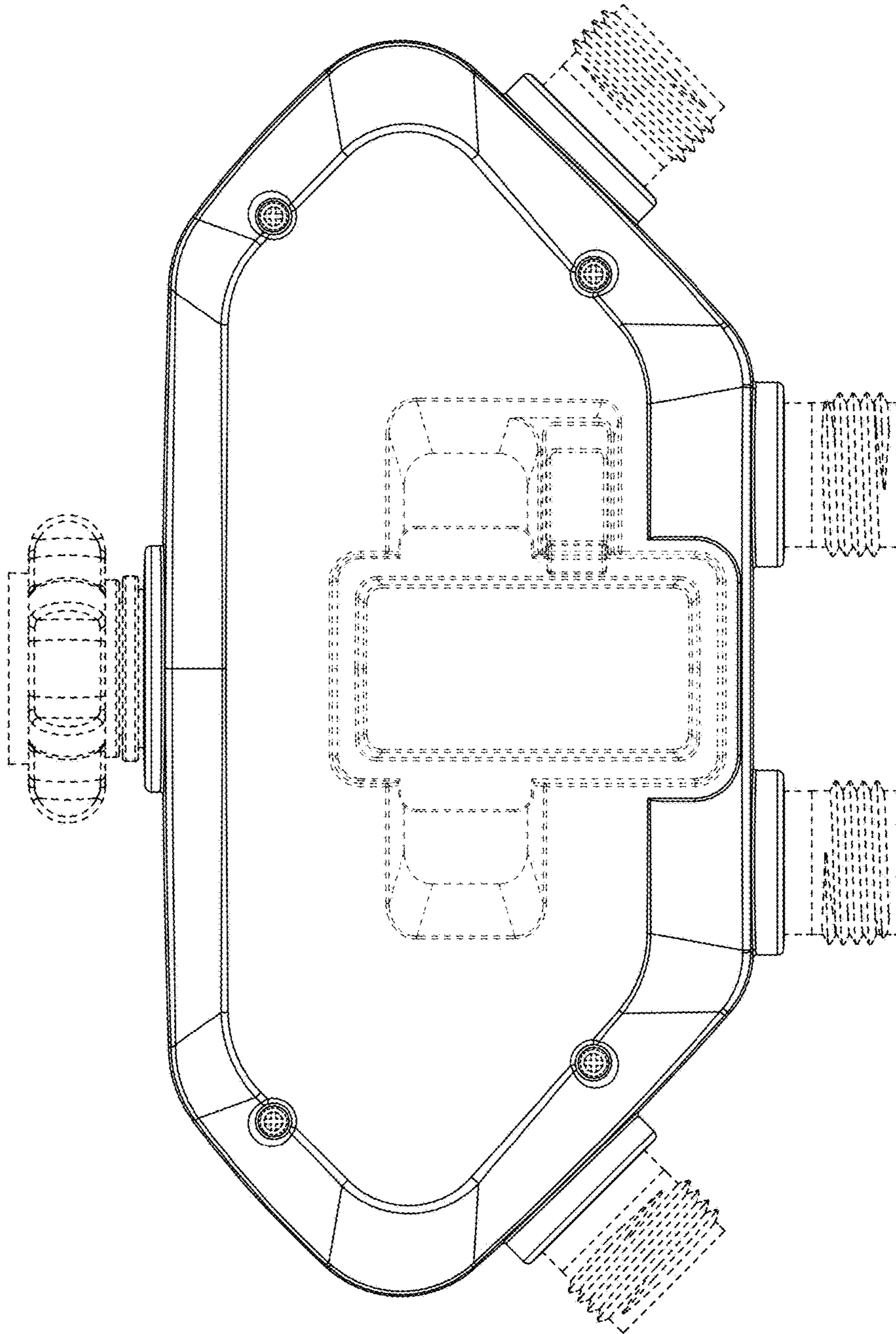


FIG. 3

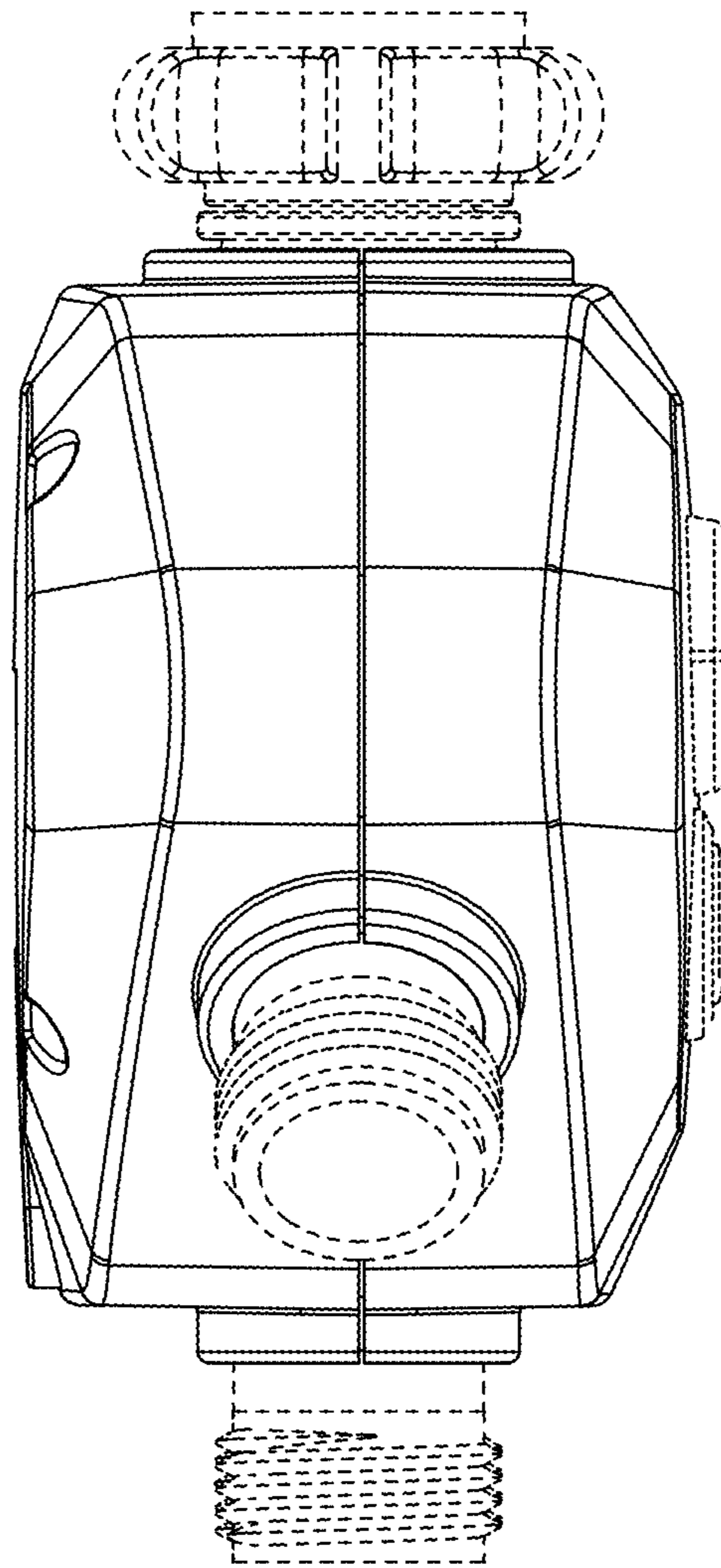


FIG. 4

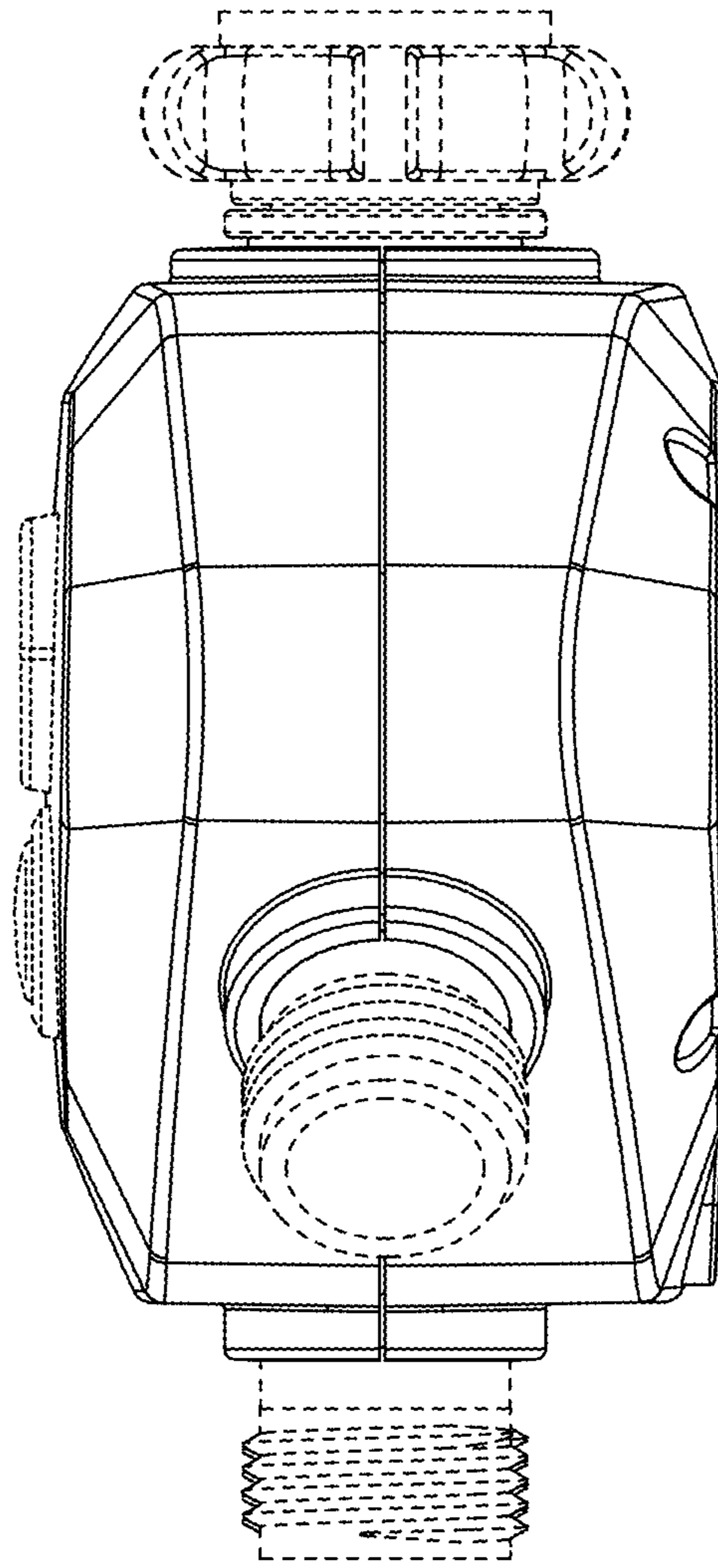


FIG. 5

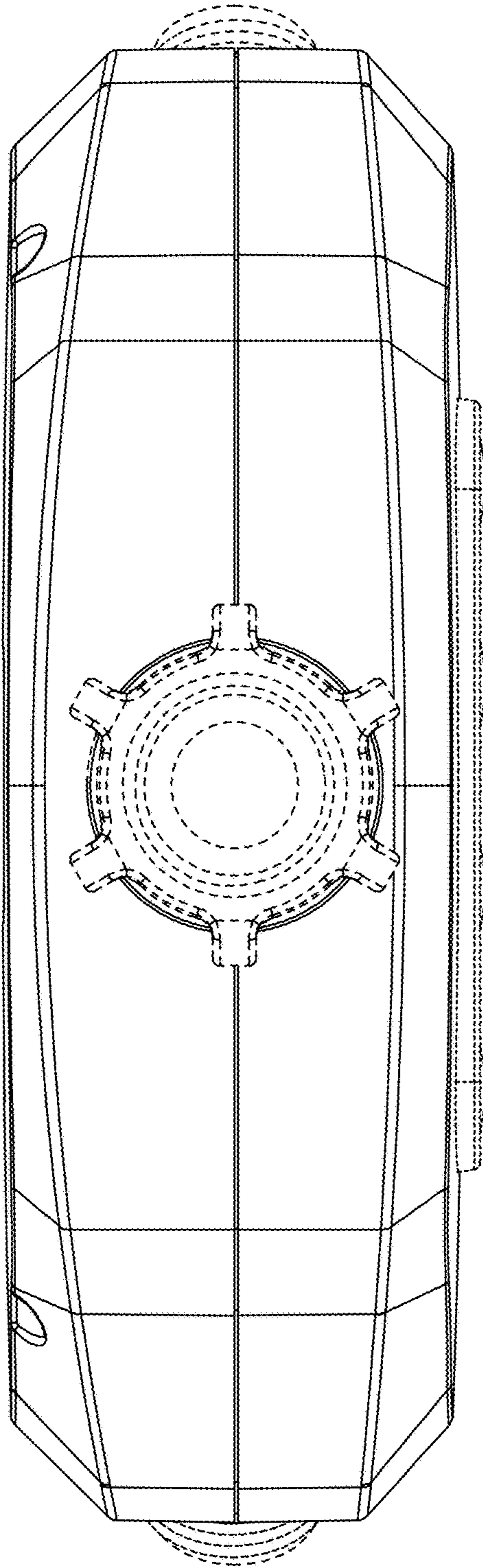


FIG. 6

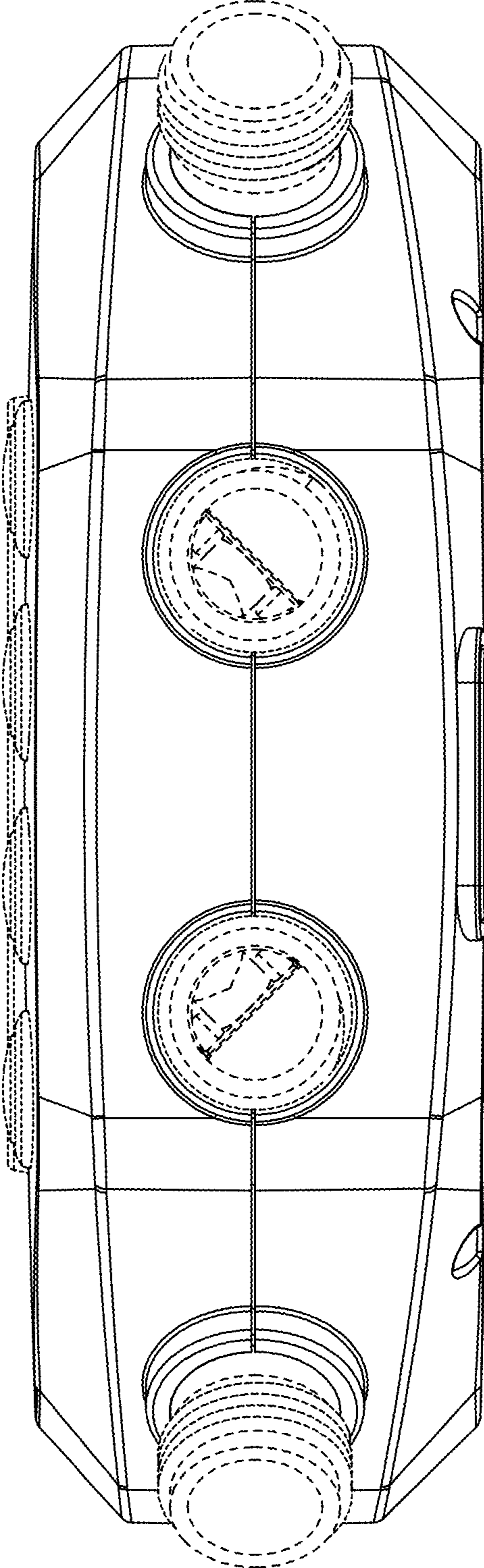


FIG. 7