



US00D829550S

(12) **United States Design Patent**
Brahim et al.

(10) **Patent No.:** **US D829,550 S**

(45) **Date of Patent:** **** Oct. 2, 2018**

- (54) **CAP**
- (71) Applicant: **APTAR FRANCE SAS**, Le Neubourg (FR)
- (72) Inventors: **Xavier Brahim**, Conches en Ouche (FR); **Gerard Cornet**, Blaru (FR)
- (73) Assignee: **APTAR FRANCE SAS**, Le Neubourg (FR)
- (**) Term: **15 Years**
- (21) Appl. No.: **29/549,050**
- (22) Filed: **Dec. 18, 2015**

(30) **Foreign Application Priority Data**
Jun. 19, 2015 (EM) 002722835-0001

(51) **LOC (11) Cl.** **09-07**

(52) **U.S. Cl.**
USPC **D9/452**

(58) **Field of Classification Search**
USPC D3/201, 202, 203.1, 273, 294, 318; D6/515; D7/300, 300.1, 316, 317, 387, D7/391, 392.1, 393, 396.2, 398, 509, 510, D7/511, 523-531, 538, 541, 549, 629, D7/703, 900; D34/1, 7, 10, 11, 39; D9/434, 435, 436, 438, 439, 440, 443, D9/446-450, 452, 453, 454, 456, 502, D9/503, 504, 516, 517, 529, 723, 724, D9/746, 763, 774; D19/70, 71, 115, 162, D19/163, 165, 192, 194; D24/121, 127, D24/199, 224; D28/7, 76, 78, 82, 85, 91; D23/206, 208, 227, 259, 260
CPC B05B 11/0072; B65D 39/00; B65D 41/00; B65D 43/00; B65D 43/02; B65D 43/265; B65D 43/267; B65D 47/2031; B65D 23/00; B65D 1/00; B65D 1/02; B65D 1/0223; B65D 51/18; B65D 51/20; B65D 41/62; B65D 23/08; B65D 23/10; B65D

25/00; B65D 25/40; B65D 25/42; B65D 25/48; B65D 25/77; A62C 31/02

See application file for complete search history.

(56) **References Cited**

U.S. PATENT DOCUMENTS

D189,557 S *	1/1961	Soffer	D9/453
D192,456 S *	3/1962	Neupert	D9/453
D479,466 S *	9/2003	Bremner	D9/434
D524,648 S *	7/2006	Feist	D28/7
D543,469 S *	5/2007	Py	D9/447
D552,485 S *	10/2007	Grabiner	D9/697
D567,669 S *	4/2008	Py	D9/551
D574,731 S *	8/2008	Py	D9/521
D579,786 S *	11/2008	Py	D9/724
D580,785 S *	11/2008	Py	D9/724
D584,150 S *	1/2009	Gibson	D9/445
D591,389 S *	4/2009	Born	D23/209
D608,659 S *	1/2010	Py	D9/724
D611,569 S *	3/2010	Born	D23/209

(Continued)

Primary Examiner — Thomas J Johannes

Assistant Examiner — Catherine Suzanne Posthauer

(74) *Attorney, Agent, or Firm* — Sughrue Mion, PLLC

(57) **CLAIM**

The ornamental design for a cap, as shown and described.

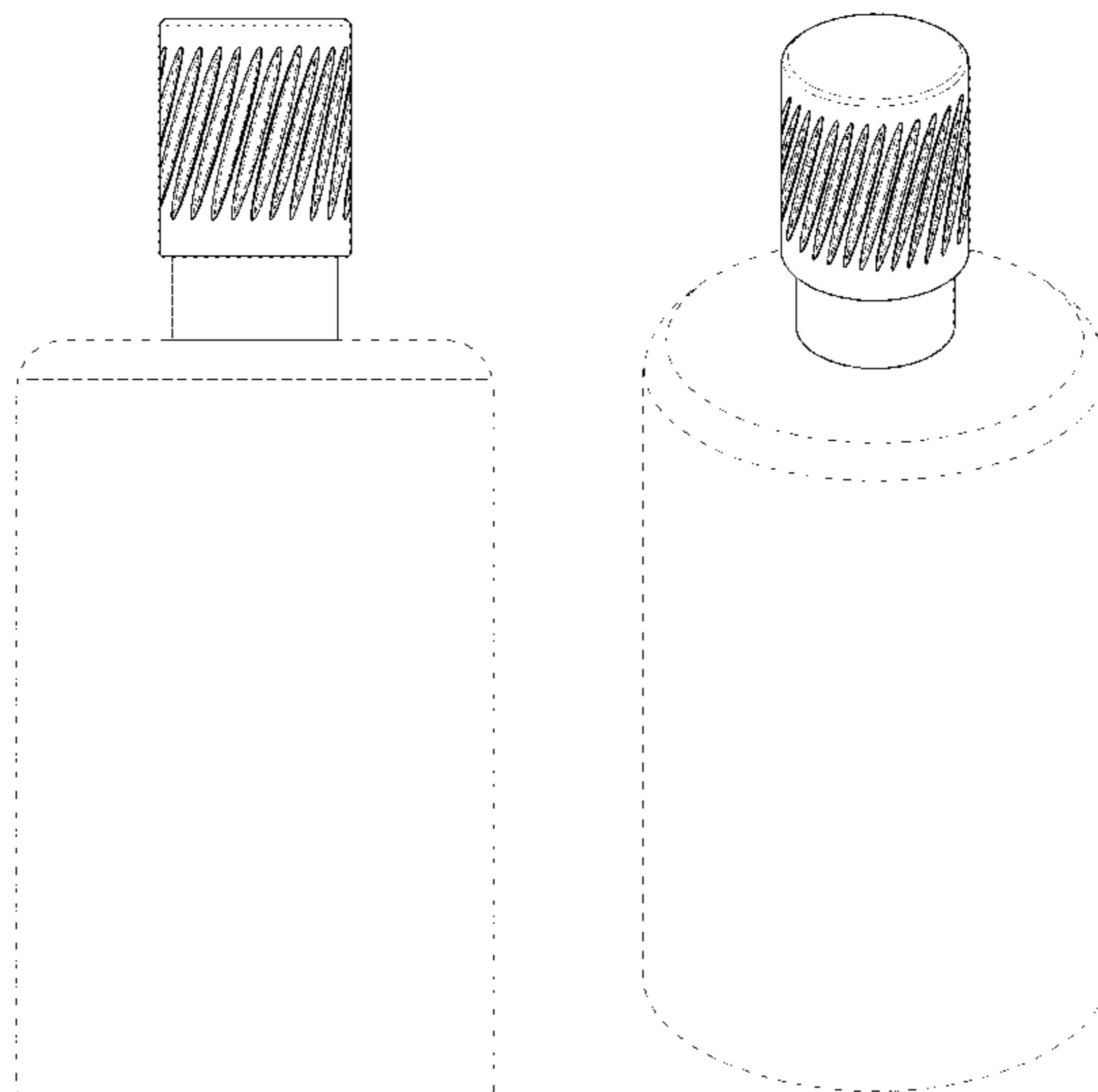
DESCRIPTION

FIG. 1 is a top view of a cap showing our new design; FIG. 2 is a front view thereof; and, FIG. 3 is a perspective view.

The dash-dash broken lines in the drawing figures are intended to show portions of the cap that are not being claimed, and thus form no part of the claimed design.

The dash-dot broken lines show a boundary between the claimed subject matter and the unclaimed portions of the recesses within the cap.

1 Claim, 3 Drawing Sheets



(56)

References Cited

U.S. PATENT DOCUMENTS

D614,027	S	*	4/2010	Fallat, II	D9/442
D614,505	S	*	4/2010	Fallat, II	D9/695
D615,417	S	*	5/2010	Fallat, II	D9/695
D619,004	S	*	7/2010	Fallat, II	D9/454
D622,348	S	*	8/2010	Gaston	D23/209
D625,200	S	*	10/2010	Py	D9/724
D625,615	S	*	10/2010	Py	D9/727
D626,428	S	*	11/2010	Fallat, II	D9/695
D636,458	S	*	4/2011	Born	D23/209
D655,621	S	*	3/2012	Py	D9/724
D674,291	S	*	1/2013	Py	D9/723
D693,682	S	*	11/2013	Bahri	D9/453
D732,389	S	*	6/2015	Nickel	D9/453
D756,780	S	*	5/2016	Grove	D9/457
D756,781	S	*	5/2016	Grove	D9/457
D768,492	S	*	10/2016	Kim	D9/434
D769,714	S	*	10/2016	Kozu	D9/434
D775,953	S	*	1/2017	Ruthe-Steinsiek	D19/192
2003/0209575	A1	*	11/2003	Bremner	B65D 35/38 222/566

* cited by examiner

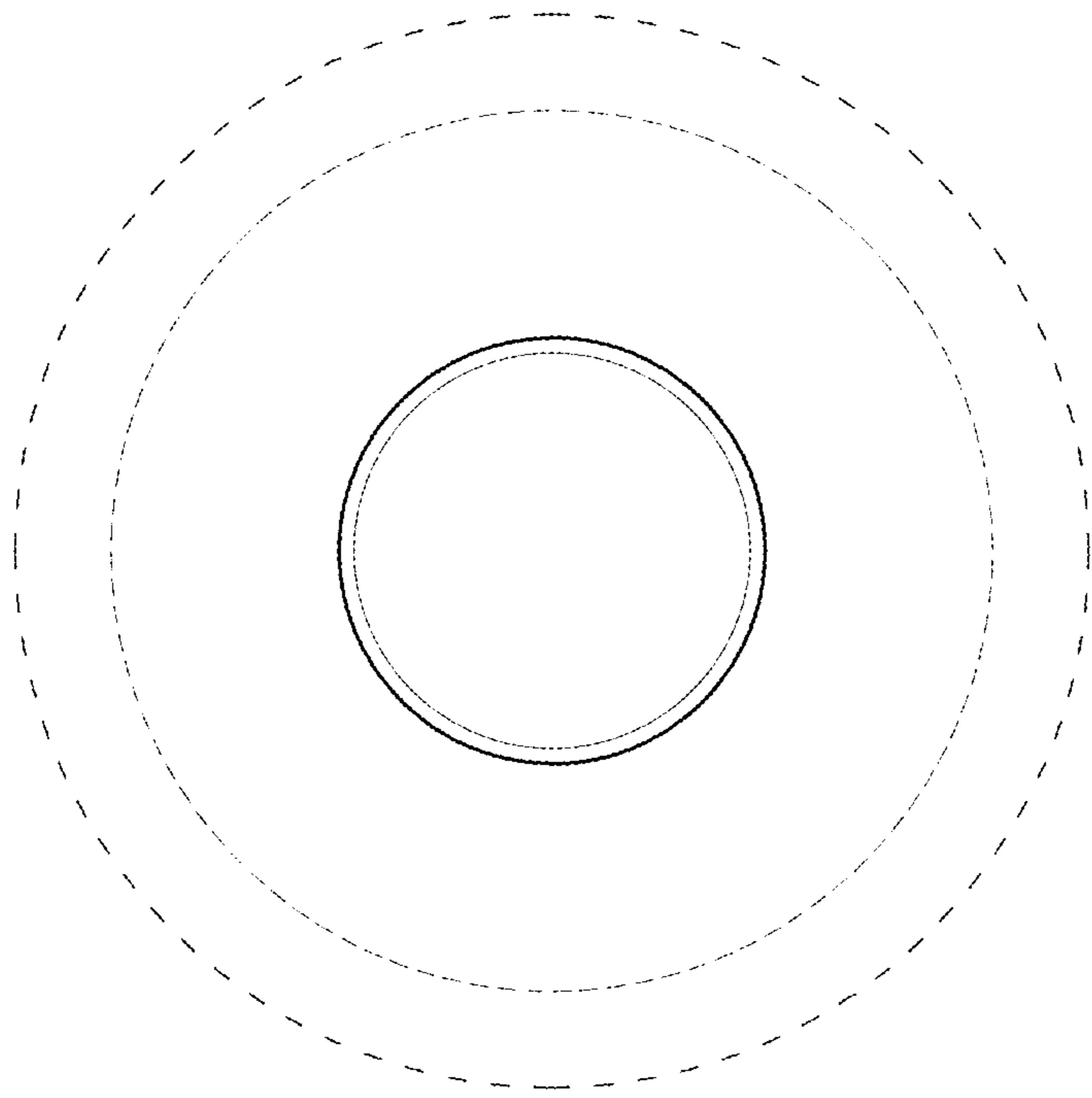


FIG. 1

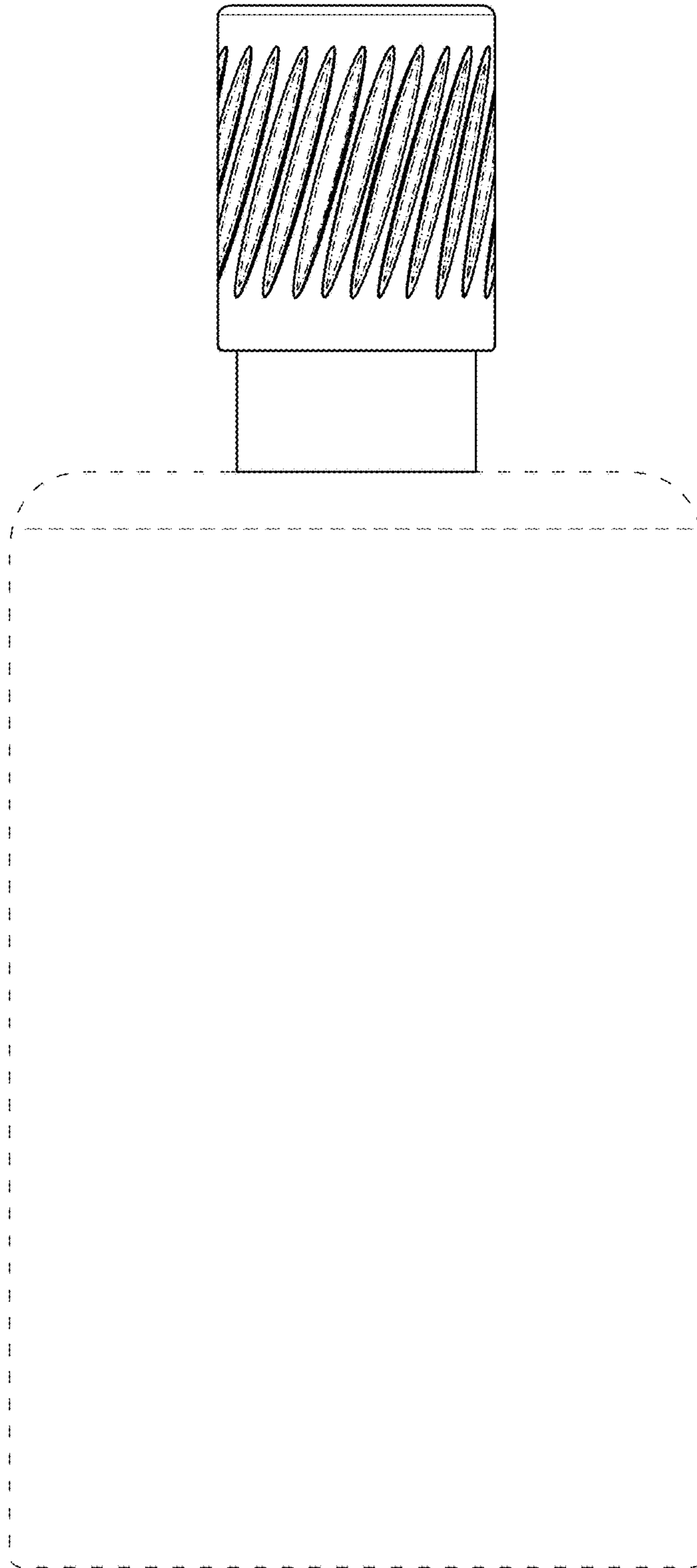


FIG. 2

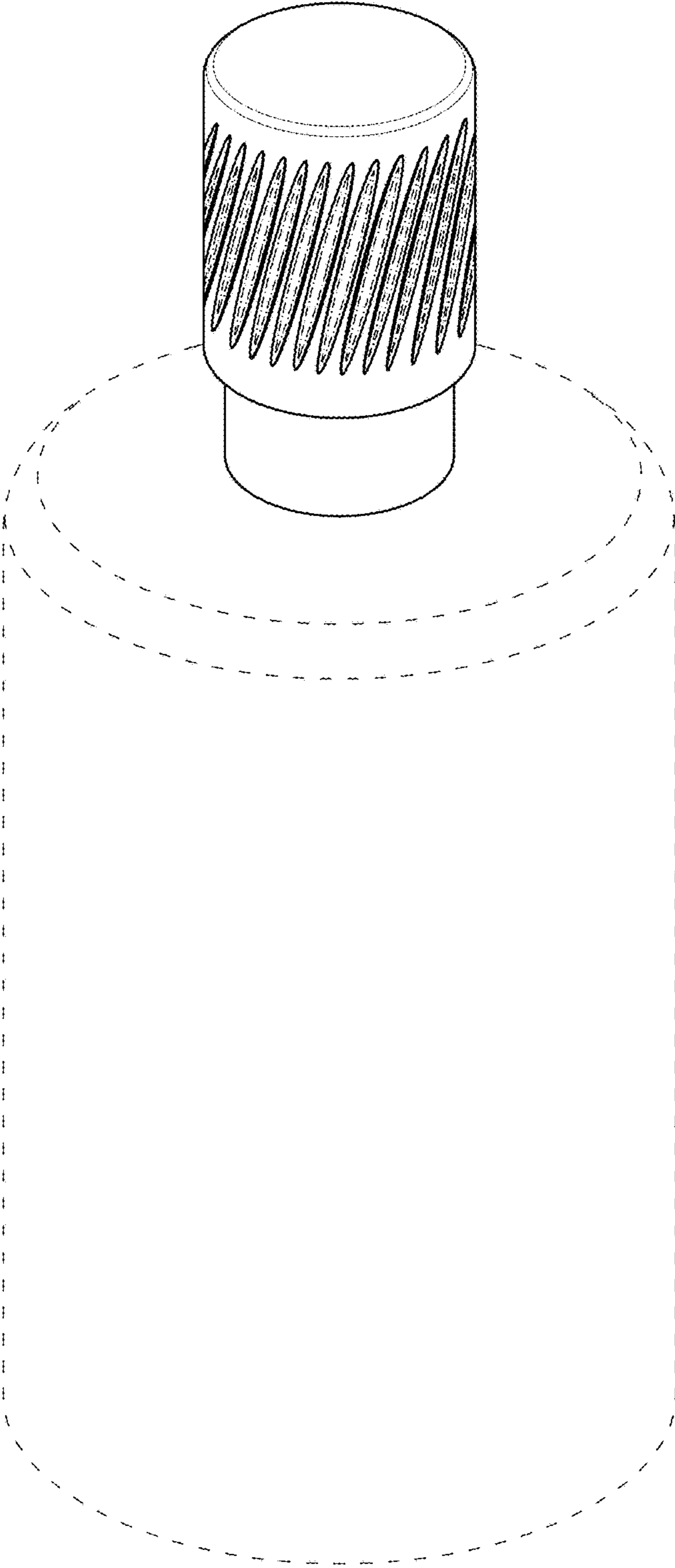


FIG. 3