

US00D829536S

(12) **United States Design Patent**  
**Penumatcha et al.**

(10) **Patent No.:** **US D829,536 S**  
(45) **Date of Patent:** **\*\* Oct. 2, 2018**

(54) **CABLE REEL FOR FIBER OPTIC AND ELECTRICAL CABLE**

2701/5136; B65H 2701/51524; B65H 2701/533; B65H 2701/534; B65H 49/321; B65H 49/322

(71) Applicant: **APPLIED OPTICAL SYSTEMS, INC.**, Plano, TX (US)

See application file for complete search history.

(72) Inventors: **Venkata R. Penumatcha**, Plano, TX (US); **Vincent A. Wouters**, McKinney, TX (US); **Rodney M. Flower**, Richardson, TX (US)

(56) **References Cited**

U.S. PATENT DOCUMENTS

(73) Assignee: **Optical Cable Corporation**, Roanoke, VA (US)

2,446,525	A *	8/1948	Castellan .....	D01D 10/0454 242/366
D240,192	S *	6/1976	Balmer .....	D14/484
D341,770	S *	11/1993	Spear .....	D8/359
D436,520	S *	1/2001	Bulman .....	D8/358
6,991,197	B2 *	1/2006	Cox .....	B65H 75/14 242/608.3
D545,561	S *	7/2007	Vandecasteele .....	D3/24
D557,118	S *	12/2007	Linginfelter .....	D8/358

(\*\*) Term: **15 Years**

(21) Appl. No.: **29/543,051**

(Continued)

(22) Filed: **Oct. 20, 2015**

*Primary Examiner* — Janice C Hallmark

*Assistant Examiner* — Eliza Bennett-Hattan

**Related U.S. Application Data**

(60) Division of application No. 29/481,578, filed on Feb. 7, 2014, now Pat. No. Des. 741,693, which is a division of application No. 29/465,268, filed on Aug. 26, 2013, now Pat. No. Des. 702,536, which is a continuation of application No. 13/918,446, filed on Jun. 14, 2013, which is a continuation of application No. 13/291,916, filed on Nov. 8, 2011, now Pat. No. 8,480,023, which is a continuation of application No. 12/364,485, filed on Feb. 2, 2009, now Pat. No. 8,074,916.

(74) *Attorney, Agent, or Firm* — The Van Winkle Law Firm; William G. Heedy; David M. Carter

(51) **LOC (11) Cl.** ..... **08-05**

(52) **U.S. Cl.**  
USPC ..... **D8/359**

(57) **CLAIM**

The ornamental design for a cable reel for fiber optic and electrical cable, as shown and described.

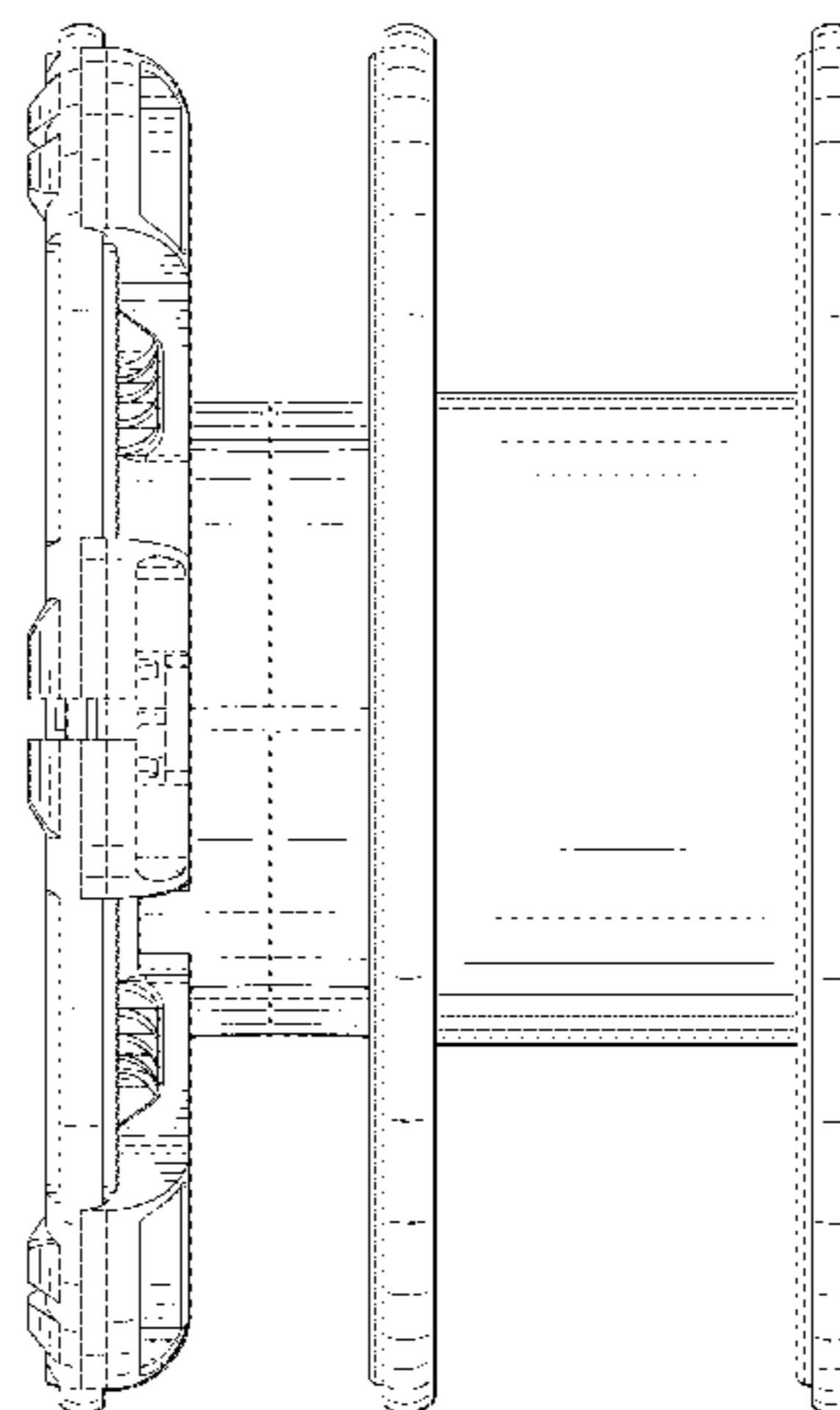
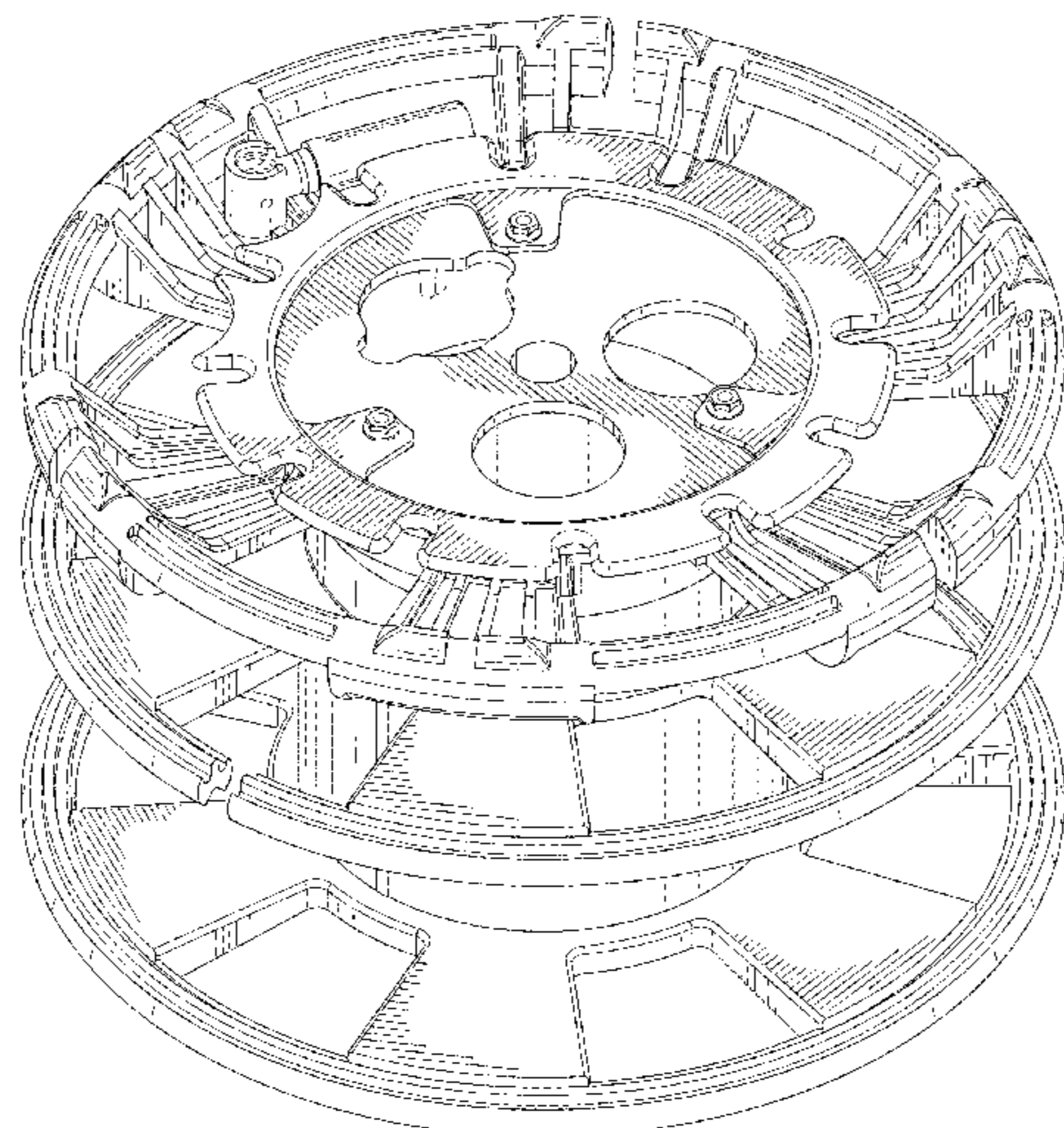
(58) **Field of Classification Search**

USPC ..... D8/358, 359; 242/395, 405.3, 118.7, 242/542.4, 160.4, 366; 137/355.26; D14/484; D3/24; D15/16; D12/501, D12/204; D22/14, 137  
CPC ..... B65H 2701/32; B65H 2701/536; B65H 75/22; B65H 75/28; B65H 75/14; B65H 2402/412; B65H 2701/34; B65H

**DESCRIPTION**

FIG. 1 is a perspective view of the top of the cable reel for fiber optic and electrical cable;  
FIG. 2 is a rear side view of the cable reel for fiber optic and electrical cable of FIG. 1; and,  
FIG. 3 is a top view of the cable reel for fiber optic and electrical cable of FIG. 1.  
The broken lines in the drawings illustrate portions of the cable reel for fiber optic and electrical cable that form no part of the claimed design.

**1 Claim, 3 Drawing Sheets**



(56)

**References Cited**

U.S. PATENT DOCUMENTS

D702,536 S \* 4/2014 Penumatcha ..... D8/358  
2009/0230228 A1 \* 9/2009 Penumatcha ..... B65H 75/14  
242/395

\* cited by examiner

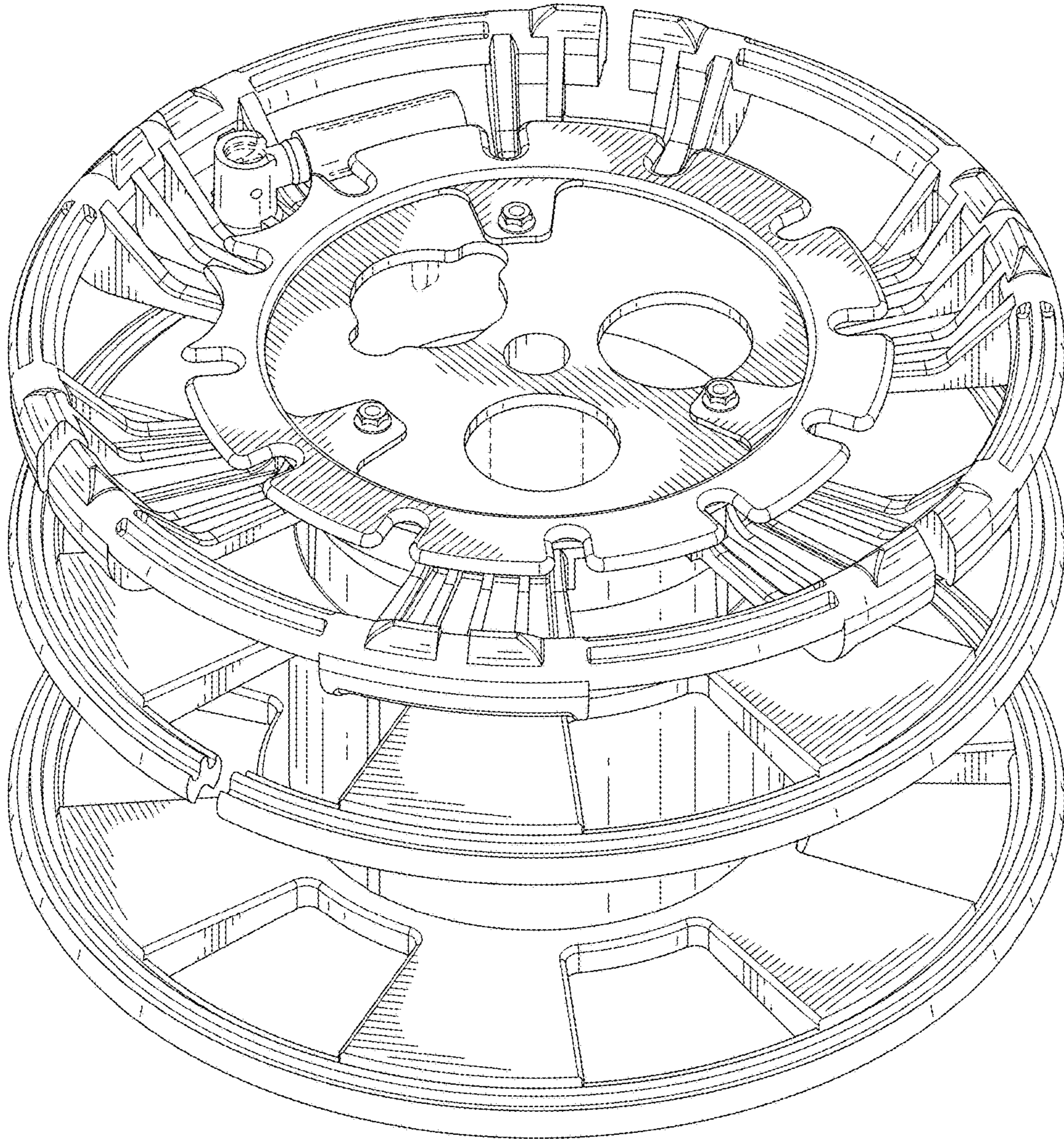


FIG. 1

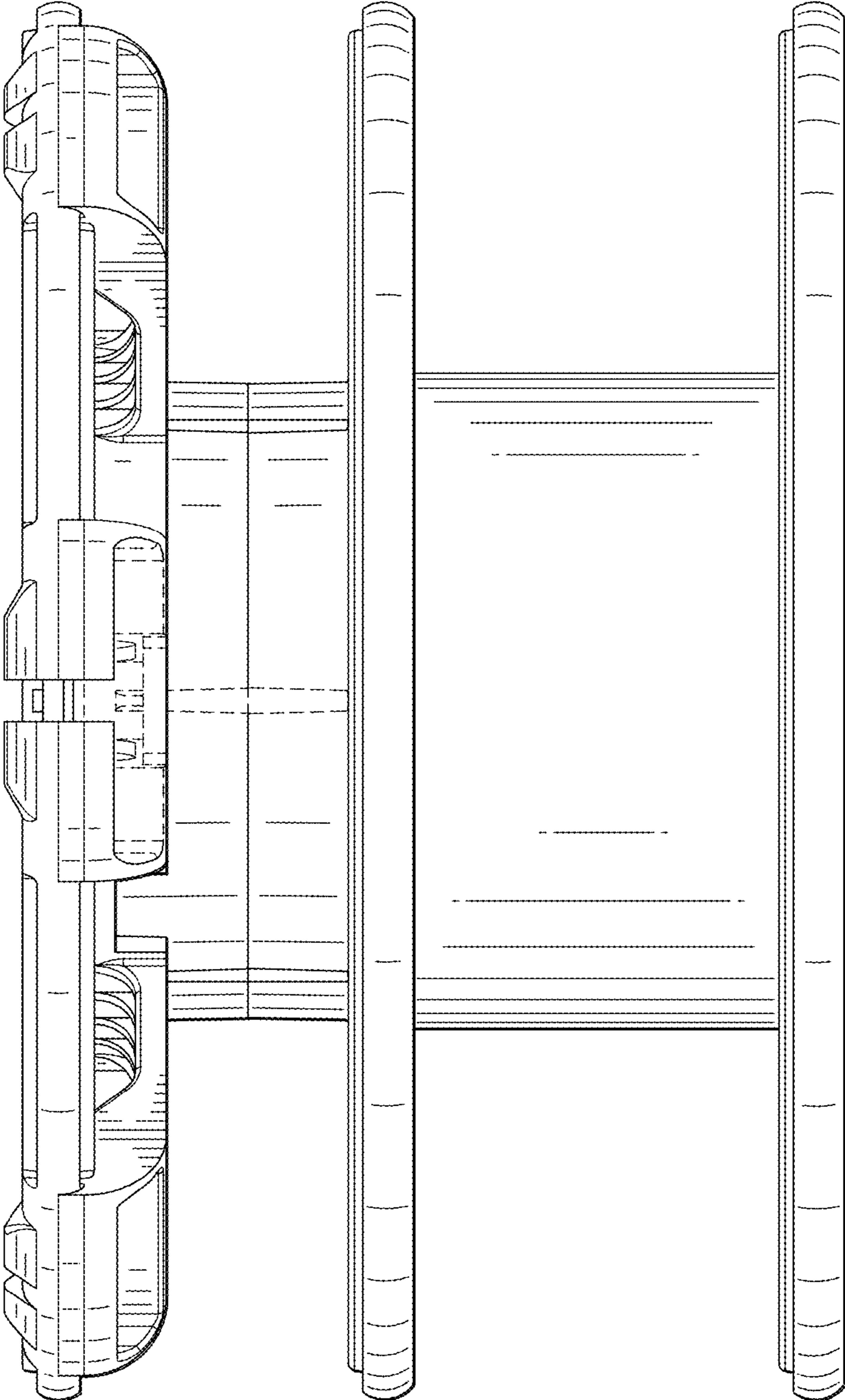


FIG. 2

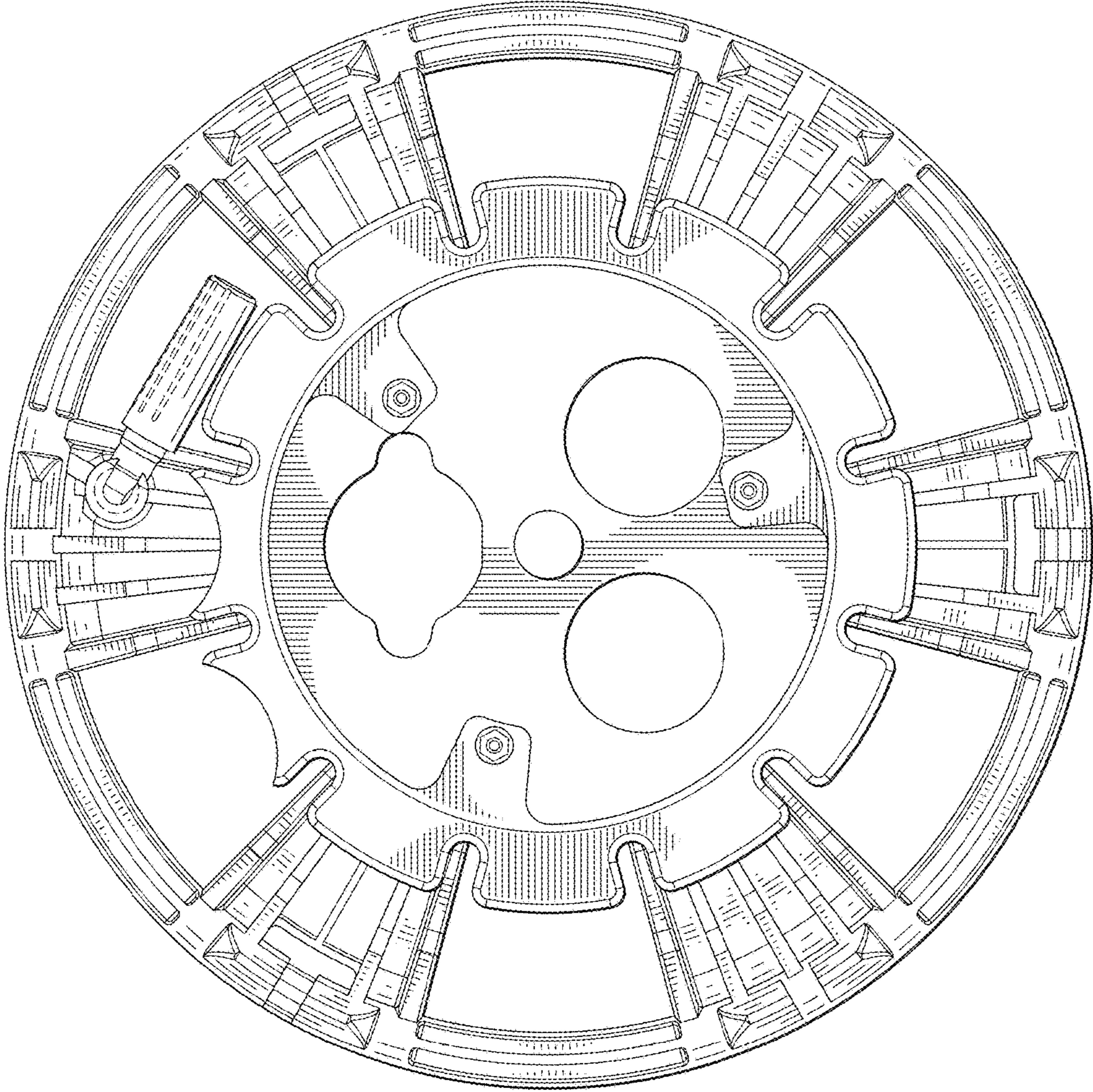


FIG. 3