



US00D829529S

(12) **United States Design Patent**  
**Sacks et al.**

(10) **Patent No.:** **US D829,529 S**  
(45) **Date of Patent:** **\*\* Oct. 2, 2018**

(54) **CABINET AND DRAWER PULL WITH POSTS**

(71) Applicant: **SK Innovative Products, LLC**, Las Vegas, NV (US)

(72) Inventors: **Esther Sacks**, Las Vegas, NV (US);  
**Elayne Kollins**, Las Vegas, NV (US)

(73) Assignee: **SK Innovative Products, LLC**, Las Vegas, NV (US)

(\*\*) Term: **15 Years**

(21) Appl. No.: **29/601,621**

(22) Filed: **Apr. 24, 2017**

(51) **LOC (11) Cl.** ..... **08-06**

(52) **U.S. Cl.**  
USPC ..... **D8/315**

(58) **Field of Classification Search**  
USPC ..... D08/1, 6-13, 94, 107, 315, 317, 303,  
D08/321, 322; D06/522, 524  
CPC .. A01B 1/22; A01D 1/14; A47B 95/02; A47B  
2095/022; A47B 2095/023; A47B  
2095/024; A47B 2095/025; A47B  
2220/0047; F24C 15/00; F24C 15/02;  
F25D 23/00; F25D 23/02  
See application file for complete search history.

(56) **References Cited**

**U.S. PATENT DOCUMENTS**

D108,092 S \* 1/1938 Pehrson ..... D8/317  
D199,615 S \* 11/1964 Aleks ..... D8/317  
(Continued)

**OTHER PUBLICATIONS**

Liberty, 3 in. (76mm) Soft Iron Knurled Industrial Cabinet Pull,  
posted Feb. 24, 2016, [retrieved Mar. 26, 2018]. Retrieved from

Internet, <URL: <https://www.homedepot.com/p/Liberty-3-in-76mm-Soft-Iron-Knurled-Industrial-Cabinet-Pull-P32962C-SI-CP/206414187> >.\*

(Continued)

*Primary Examiner* — Barbara Fox

*Assistant Examiner* — Kristin E Reed

(74) *Attorney, Agent, or Firm* — Newman Law, LLC


(57) **CLAIM**

The ornamental design for a cabinet and drawer pull with posts, as shown and described.

**DESCRIPTION**

FIG. 1 is a perspective view of a cabinet and drawer pull with posts showing the new invention;  
FIG. 2 is a front view of the cabinet and drawer pull with posts shown in FIG. 1;  
FIG. 3 is a right side view of the cabinet and drawer pull with posts shown in FIG. 1;  
FIG. 4 is a left side view of the cabinet and drawer pull with posts shown in FIG. 1;  
FIG. 5 is a rear view of the cabinet and drawer pull with posts shown in FIG. 1;  
FIG. 6 is a top view of the cabinet and drawer pull with posts shown in FIG. 1;  
FIG. 7 is a bottom view of the cabinet and drawer pull with posts shown in FIG. 1;  
FIG. 8 is another front view of the cabinet and drawer pull with posts, shown in a different configuration;  
FIG. 9 is another front view of the cabinet and drawer pull with posts shown in another configuration; and,  
FIG. 10 is yet another front view of the cabinet and drawer pull with posts, shown in yet another configuration.  
The broken lines shown in the drawings depict portions of the cabinet and drawer pull with posts that form no part of the claimed design.

**1 Claim, 5 Drawing Sheets**



(56)

**References Cited**

U.S. PATENT DOCUMENTS

D297,505 S *	9/1988	Mosch .....	D8/317
D301,200 S *	5/1989	Jans .....	D8/305
D316,805 S *	5/1991	Paulson .....	D8/319
D319,772 S *	9/1991	Mosch .....	D8/319
D337,507 S *	7/1993	Jans .....	D8/316
D344,007 S *	2/1994	Jans .....	D8/316
D530,575 S *	10/2006	Taylor .....	D8/1
D649,855 S *	12/2011	Warmenhoven .....	D8/305
D731,860 S *	6/2015	Rupp .....	D7/642

OTHER PUBLICATIONS

Modern Drawer Pull w/ Back Plate—Pair, posted 2018, [retrieved Mar. 26, 2018]. Retrieved from Internet, <URL: <https://pepe-carols.myshopify.com/products/modern-brass-drawer-pull-w-back-plate-sold-in-pairs> >.\*

Taper Knobs CB2 Exclusive, posted 2018, [retrieved Mar. 30, 2018]. Retrieved from Internet, <URL: <https://pepe-carols.myshopify.com/products/modern-brass-drawer-pull-w-back-plate-sold-in-pairs> >.\*

\* cited by examiner

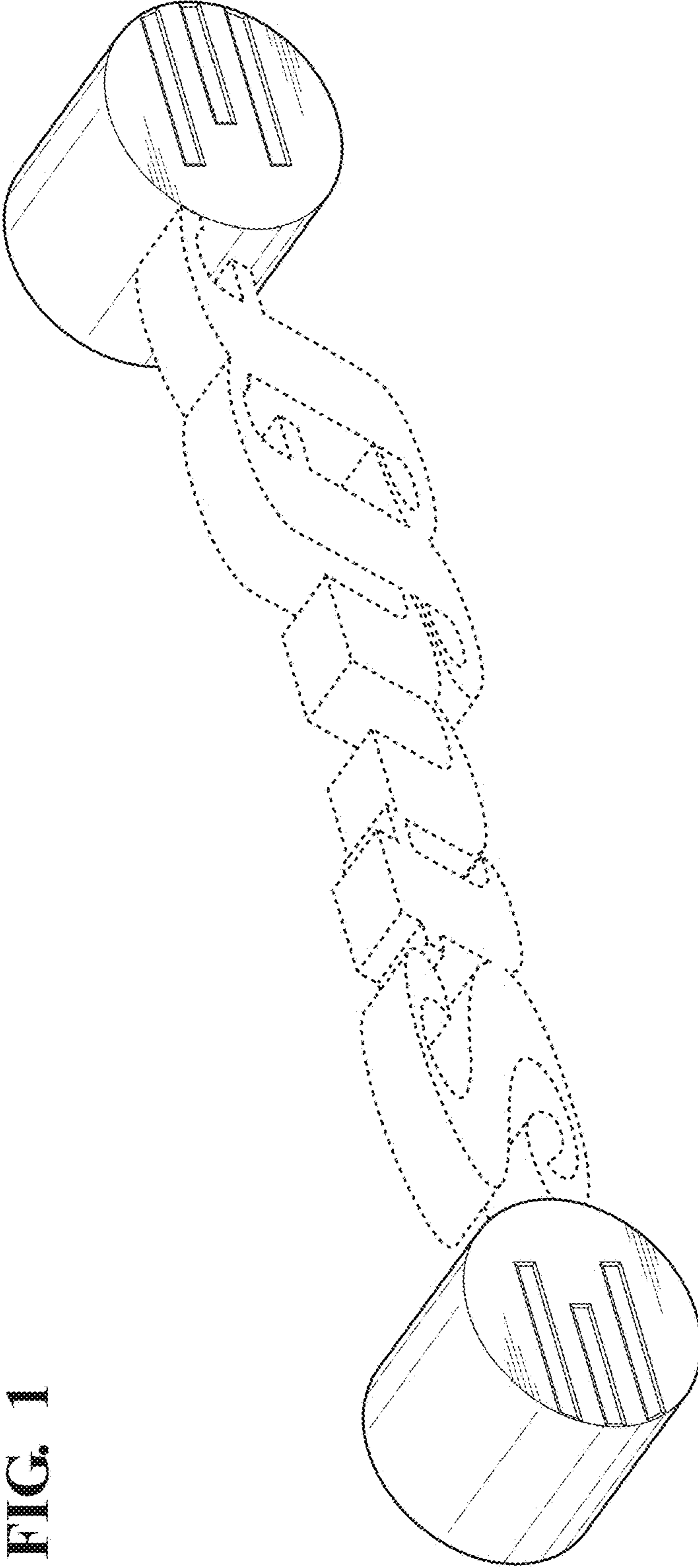


FIG. 1

FIG. 2





FIG. 3




FIG. 4

FIG. 5




FIG. 6

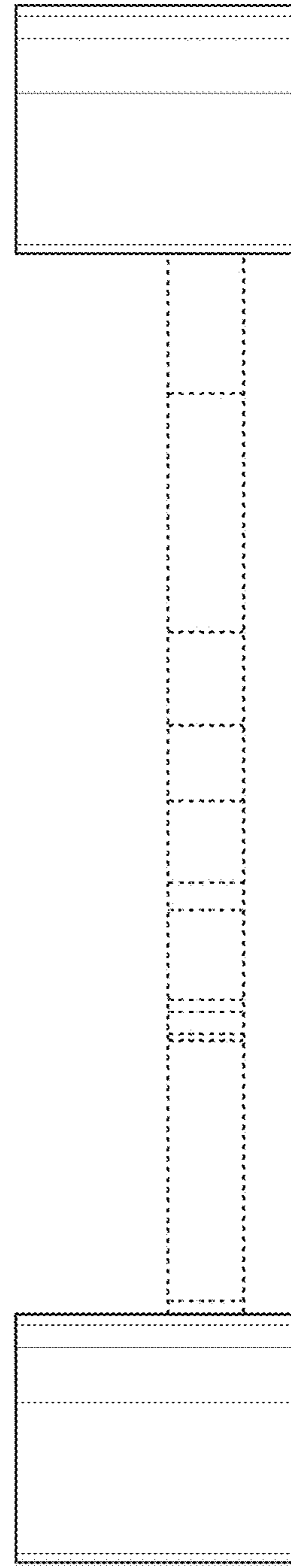




FIG. 7

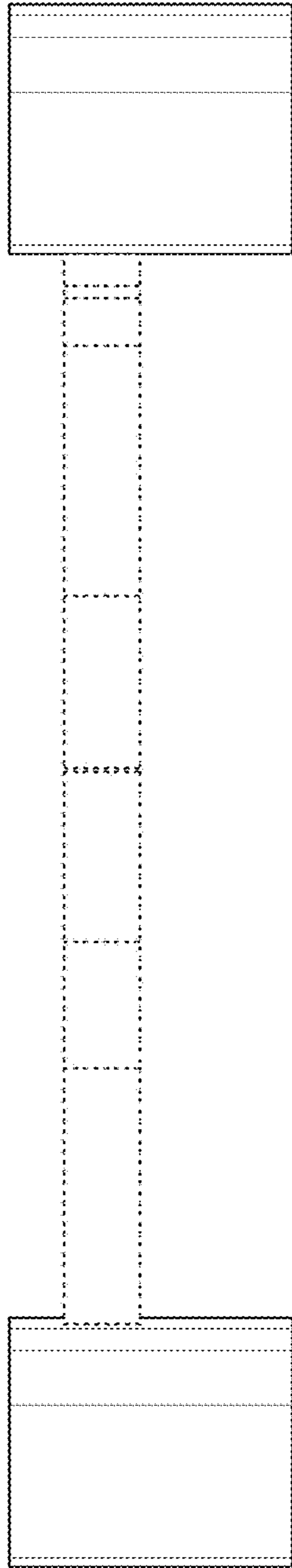


FIG. 8

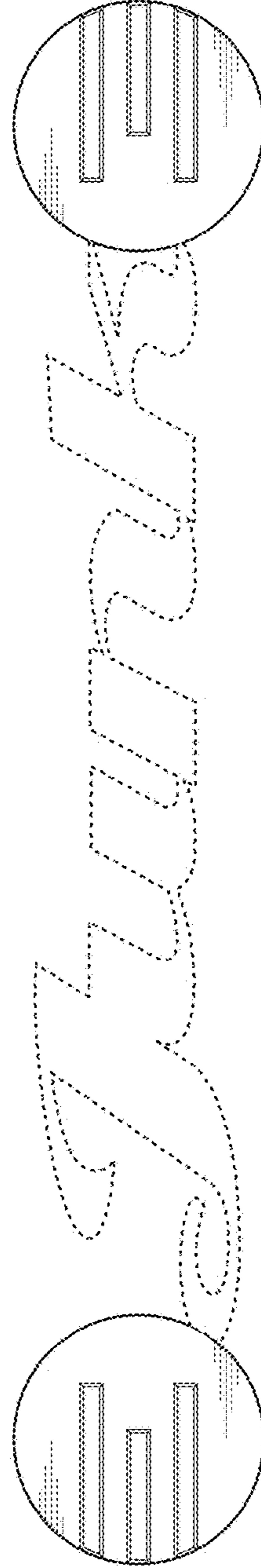


FIG. 9




FIG. 10

