



US00D829521S

(12) **United States Design Patent**
Constantine

(10) **Patent No.:** **US D829,521 S**

(45) **Date of Patent:** **** Oct. 2, 2018**

(54) **SCISSORS**

(71) Applicant: **ACME UNITED CORPORATION**,
Fairfield, CT (US)

(72) Inventor: **Richard S. Constantine**, Monroe, CT
(US)

(73) Assignee: **ACME UNITED CORPORATION**,
Fairfield, CT (US)

(**) Term: **15 Years**

(21) Appl. No.: **29/626,556**

(22) Filed: **Nov. 17, 2017**

(51) **LOC (11) Cl.** **08-03**

(52) **U.S. Cl.**
USPC **D8/57**

(58) **Field of Classification Search**
USPC D8/4, 5, 51-58
CPC B26B 13/10; B26B 13/20; B26B 13/12;
B26B 13/06; B26B 13/04
See application file for complete search history.

(56) **References Cited**

U.S. PATENT DOCUMENTS

D304,801 S * 11/1989 Gingher D8/57
D338,604 S * 8/1993 Ramsey D8/57

D344,225 S * 2/1994 Hendon D8/57
D404,624 S * 1/1999 Chang D8/107
D436,816 S * 1/2001 Lo D8/57
D614,467 S * 4/2010 Wyant D8/57
D617,167 S * 6/2010 Trotter D8/57
D678,022 S * 3/2013 Roberts D8/57
D680,839 S * 4/2013 Bhasin D8/57
D722,852 S * 2/2015 Savolainen D8/57
D773,269 S * 12/2016 Fortier-Meyer D8/57

* cited by examiner

Primary Examiner — Deanna L Pratt

(74) *Attorney, Agent, or Firm* — Bond Schoeneck &
King, PLLC; George McGuire

(57) **CLAIM**

The ornamental design for scissors, as shown and described.

DESCRIPTION

FIG. 1 is a perspective view of a new and ornamental design
for scissors;

FIG. 2 is a first side elevation view thereof;

FIG. 3 is a second side elevation view thereof;

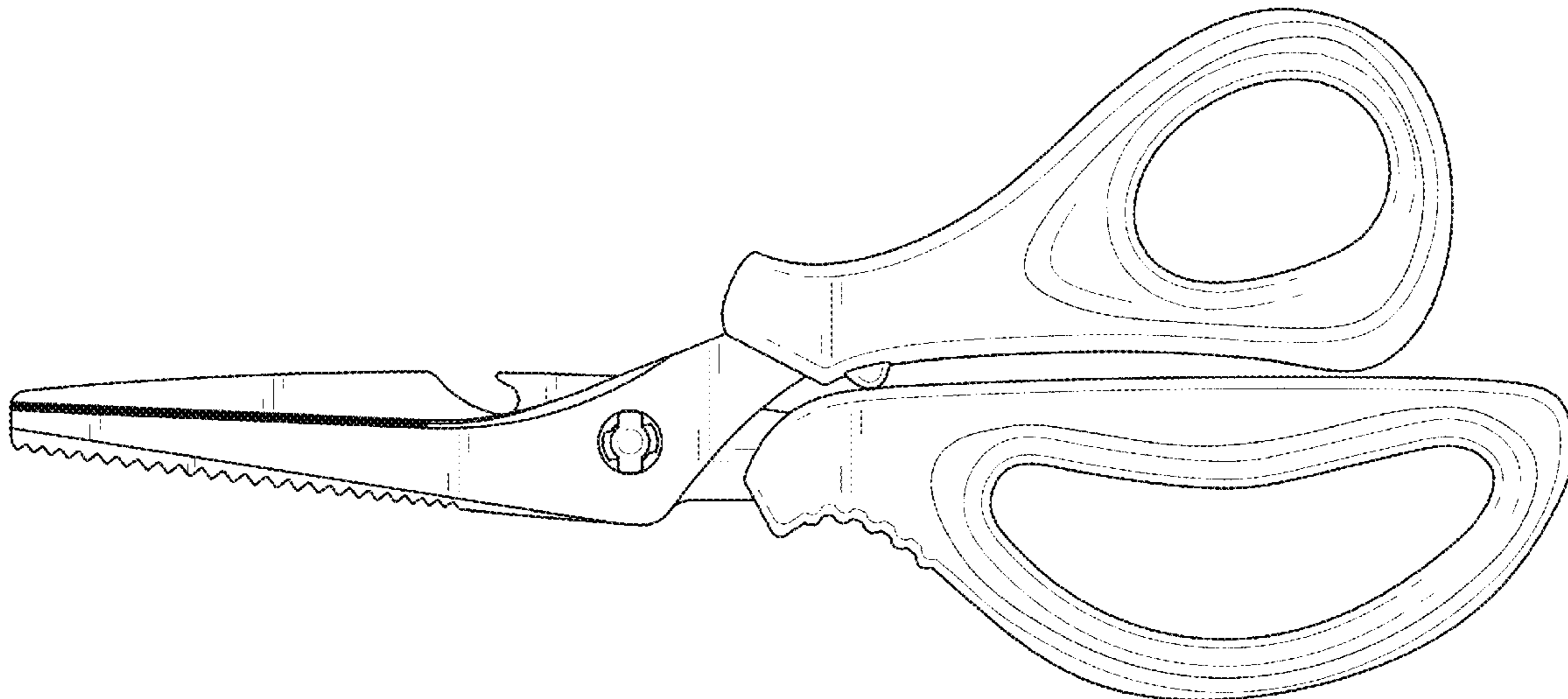
FIG. 4 is a front elevation view thereof;

FIG. 5 is a rear elevation view thereof;

FIG. 6 is a top plan view thereof; and,

FIG. 7 is a bottom plan view thereof.

1 Claim, 5 Drawing Sheets



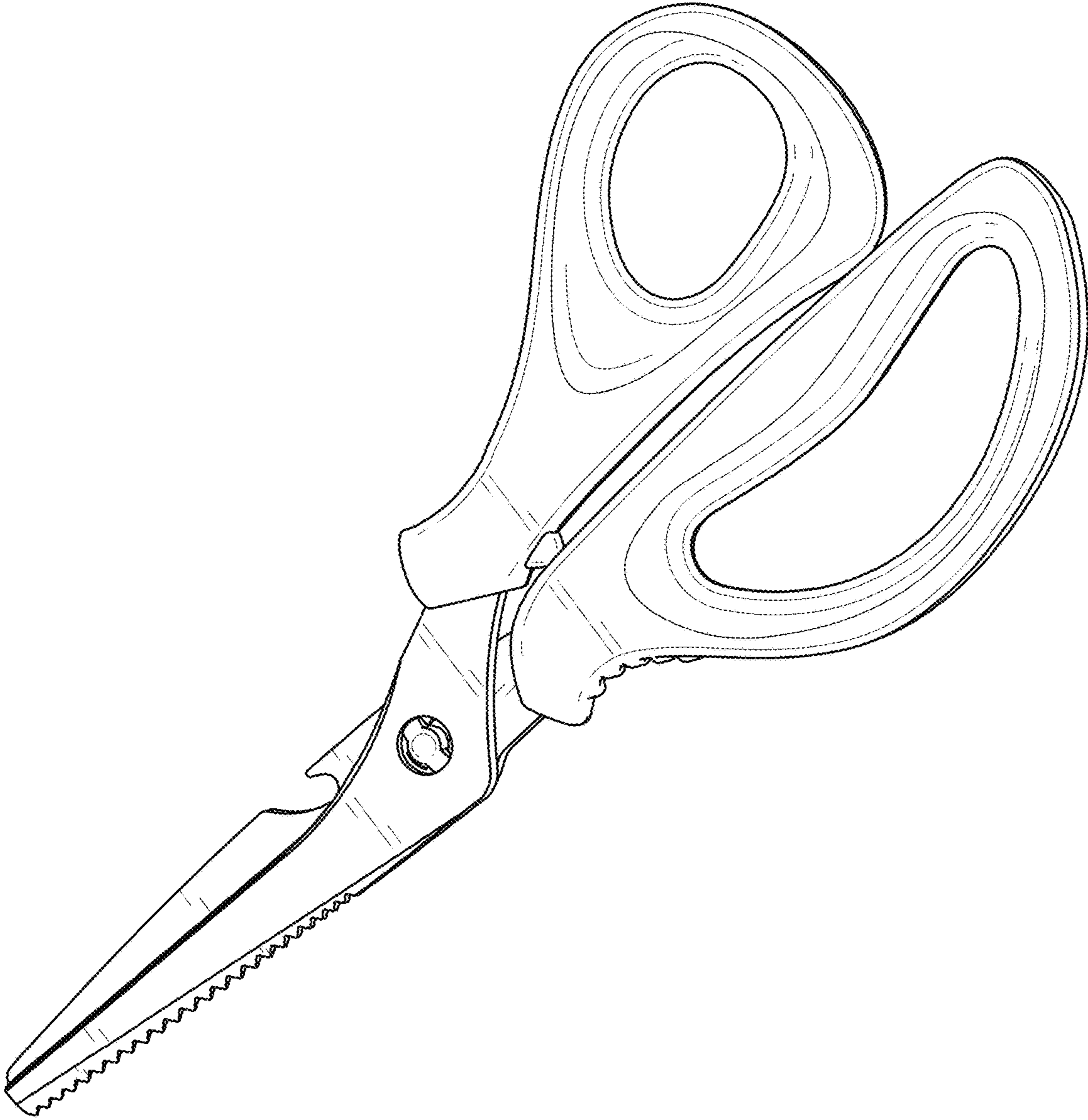


FIG. 1

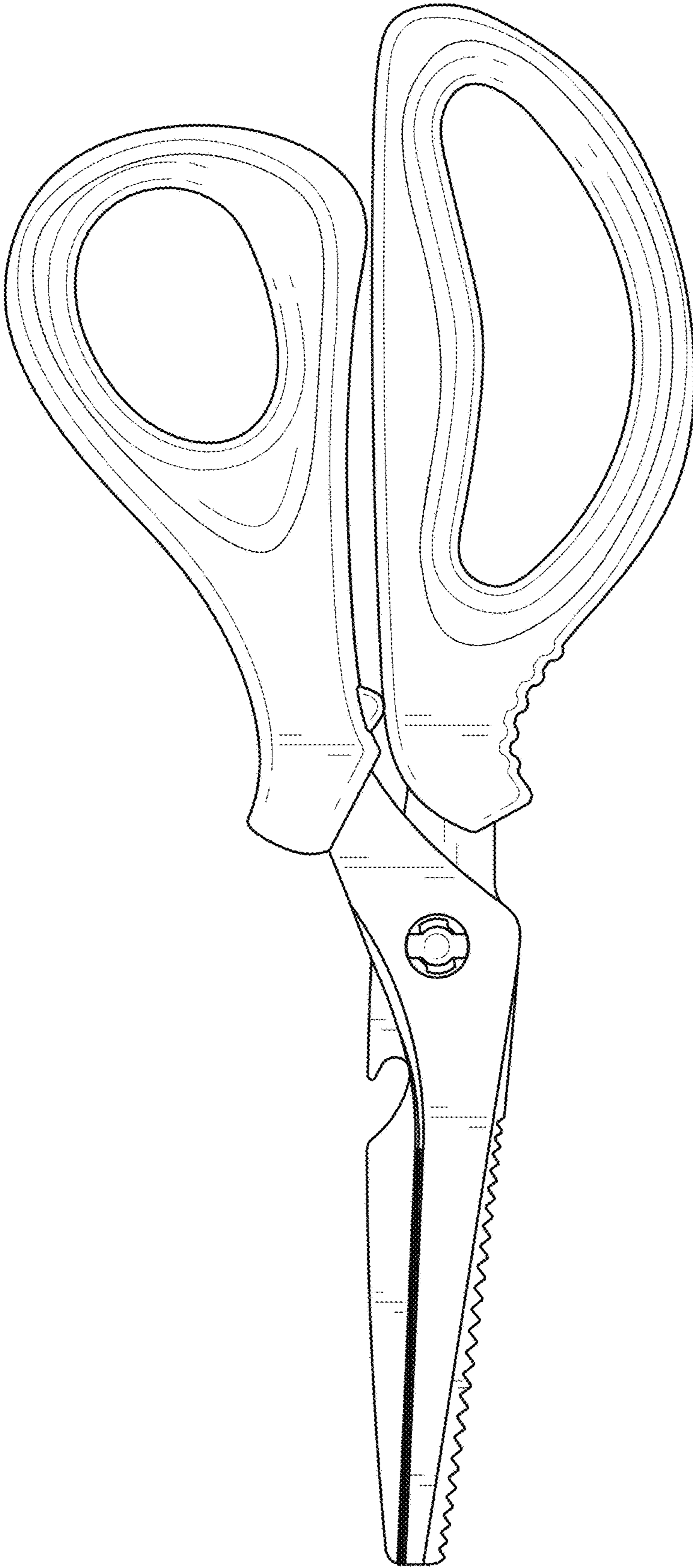


FIG. 2

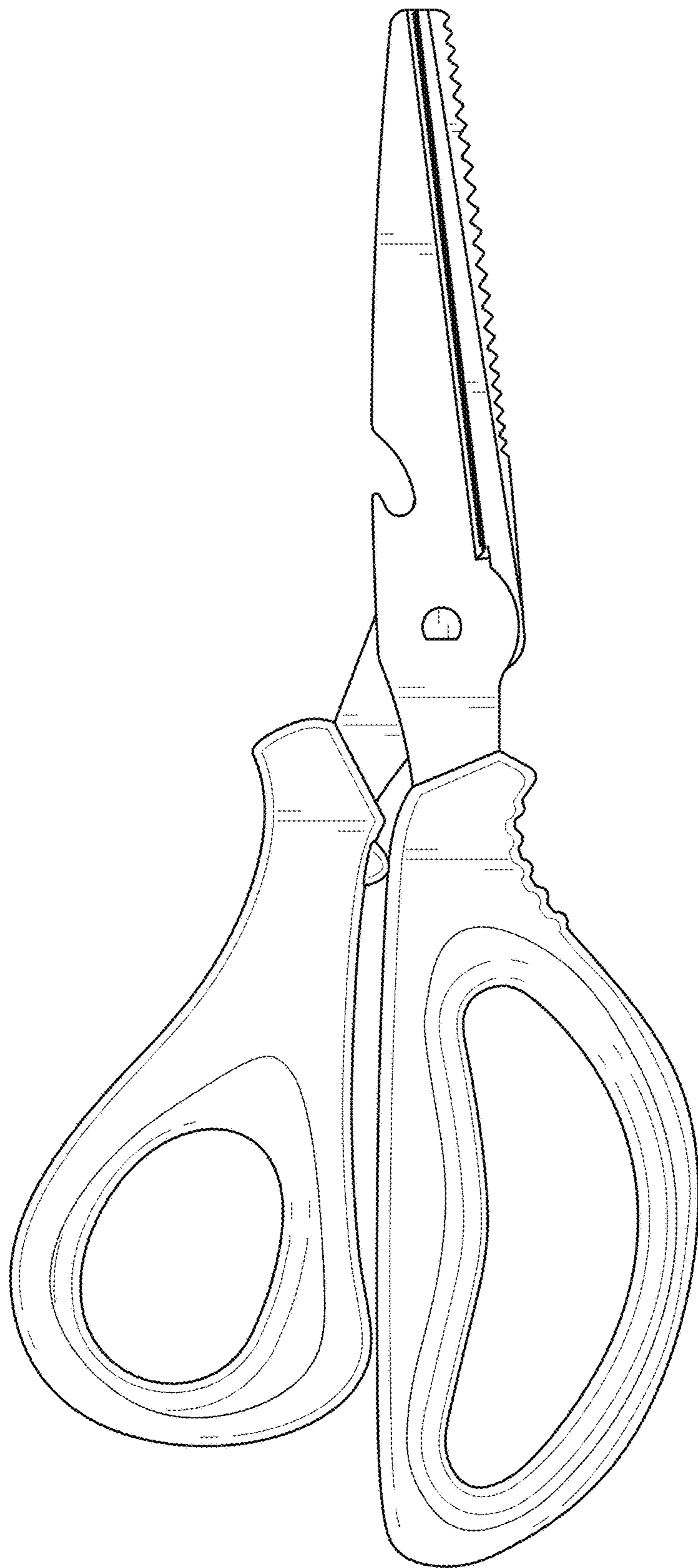


FIG. 3

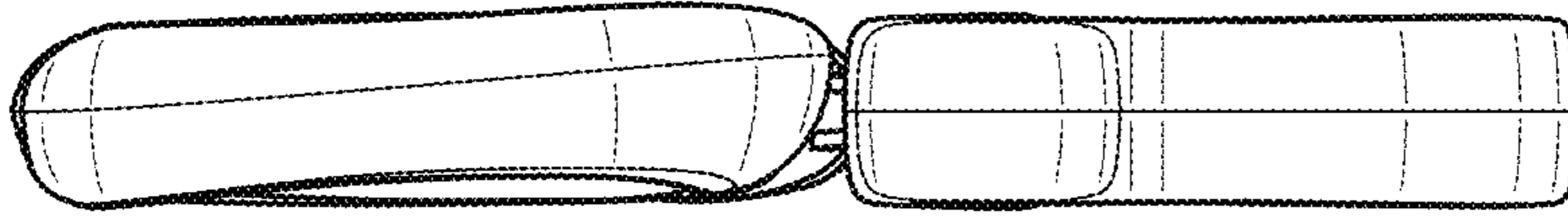


FIG. 5

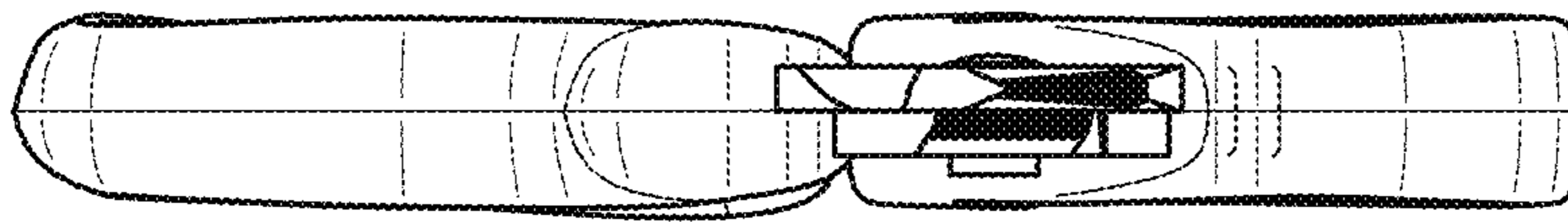


FIG. 4

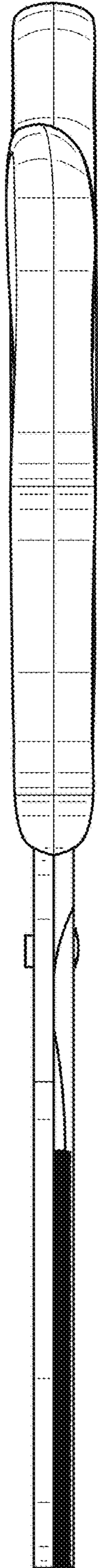


FIG. 6

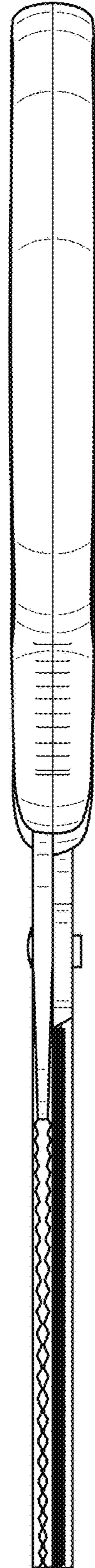


FIG. 7