

US00D829515S

(12) **United States Design Patent**
Glanville

(10) **Patent No.:** **US D829,515 S**
(45) **Date of Patent:** **** Oct. 2, 2018**

- (54) **SKEWER DEVICE**
- (71) Applicant: **PIT BARREL COOKER CO., LLC**,
Prospect, KY (US)
- (72) Inventor: **Noah E. Glanville**, Prospect, KY (US)
- (**) Term: **15 Years**
- (21) Appl. No.: **29/603,392**
- (22) Filed: **May 9, 2017**
- (51) **LOC (11) Cl.** **07-02**
- (52) **U.S. Cl.**
USPC **D7/683**
- (58) **Field of Classification Search**
USPC D7/680-696, 393, 395, 368, 669
CPC A47J 33/00; A47J 37/041; A47J 37/0694;
A47J 43/18; A47G 21/023
See application file for complete search history.

- 2,974,993 A * 3/1961 Duniven A47G 21/023
294/61
- 5,117,558 A * 6/1992 Hull A47J 43/18
30/323
- 7,052,059 B2 * 5/2006 Farid A47J 37/04
294/5
- 2009/0025572 A1 * 1/2009 Riesterer A47J 37/041
99/421 A

* cited by examiner

Primary Examiner — Terry A Wallace
(74) *Attorney, Agent, or Firm* — Reilly Intellectual
Property Law Firm

(57) **CLAIM**

The ornamental design for a skewer device, as shown and described.

DESCRIPTION

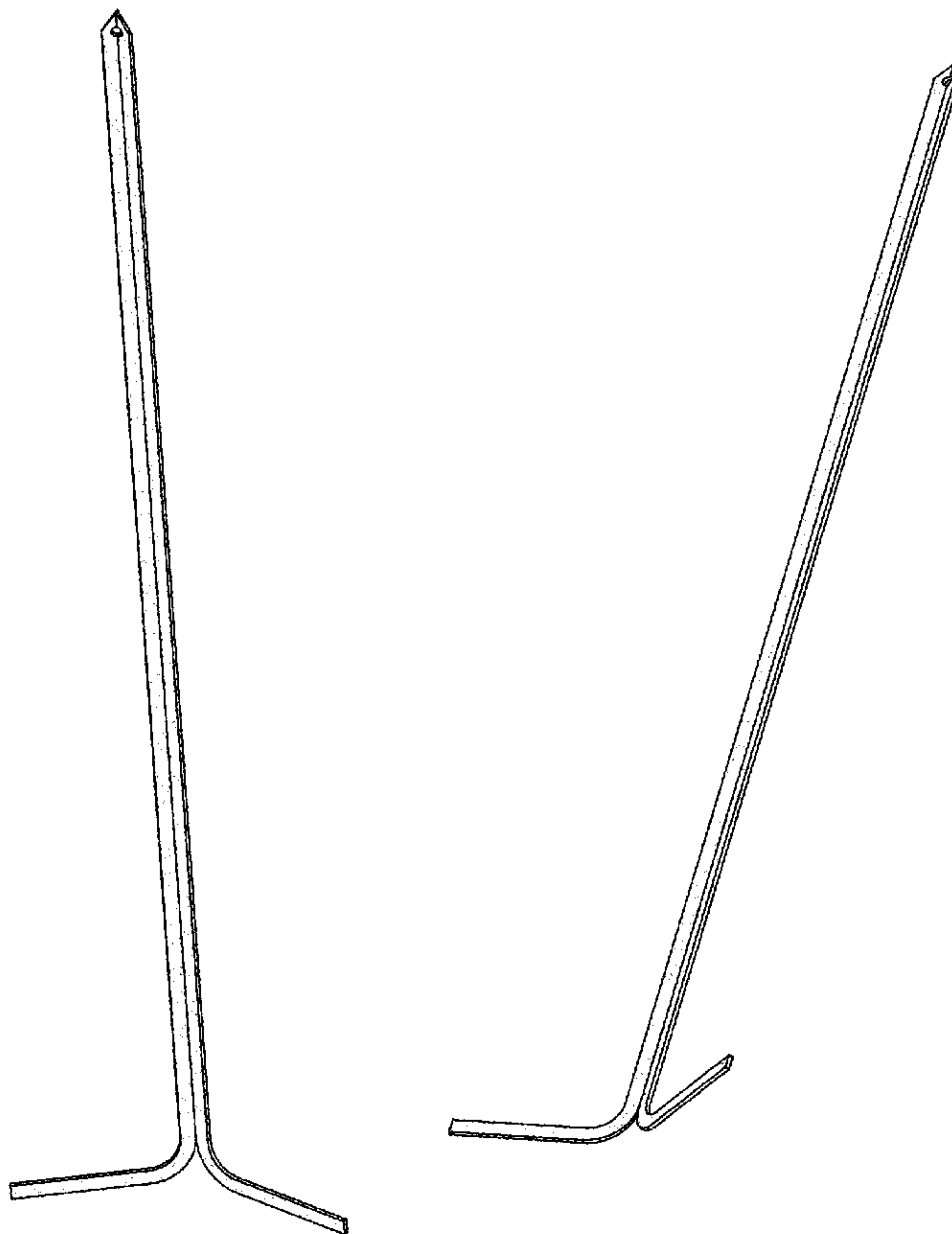
FIG. 1 is a front perspective view;
FIG. 2 is an opposite side perspective view of FIG. 1;
FIG. 3 is a top view of FIG. 1;
FIG. 4 is a front view of FIG. 1;
FIG. 5 is a left side view of FIG. 1;
FIG. 6 is a rear view of FIG. 4;
FIG. 7 is right side view of FIG. 1; and,
FIG. 8 is a bottom view of FIG. 1.

1 Claim, 2 Drawing Sheets

(56) **References Cited**

U.S. PATENT DOCUMENTS

- 2,090,793 A * 8/1937 Hallum A47J 37/0694
30/321
- 2,539,849 A * 1/1951 Lum A47G 21/023
294/61
- 2,649,042 A * 8/1953 Wickman A47J 37/0694
140/118



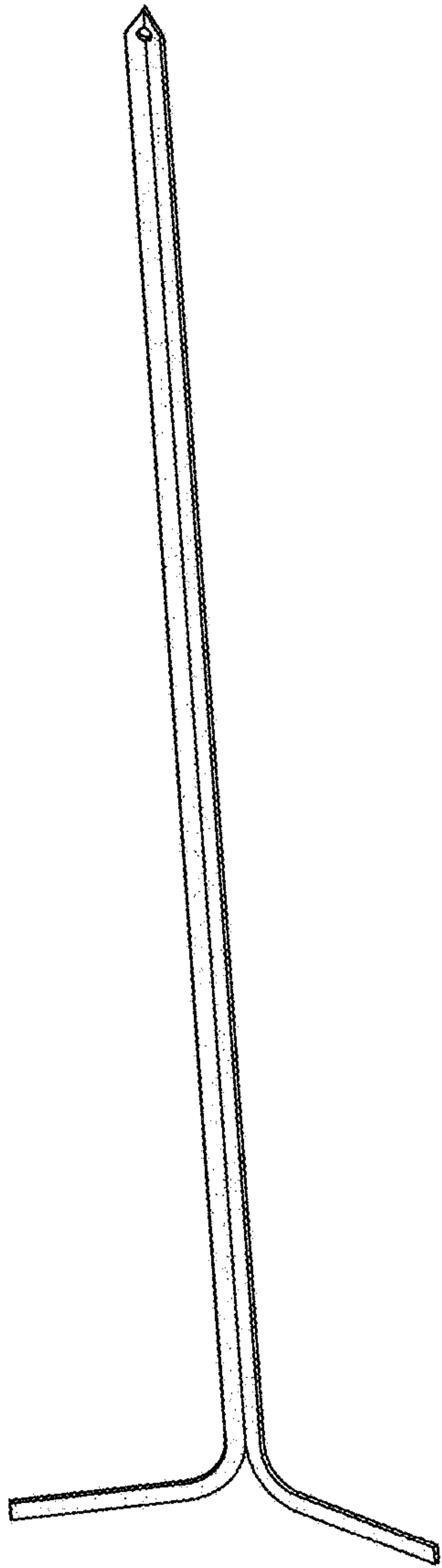


Fig. 1

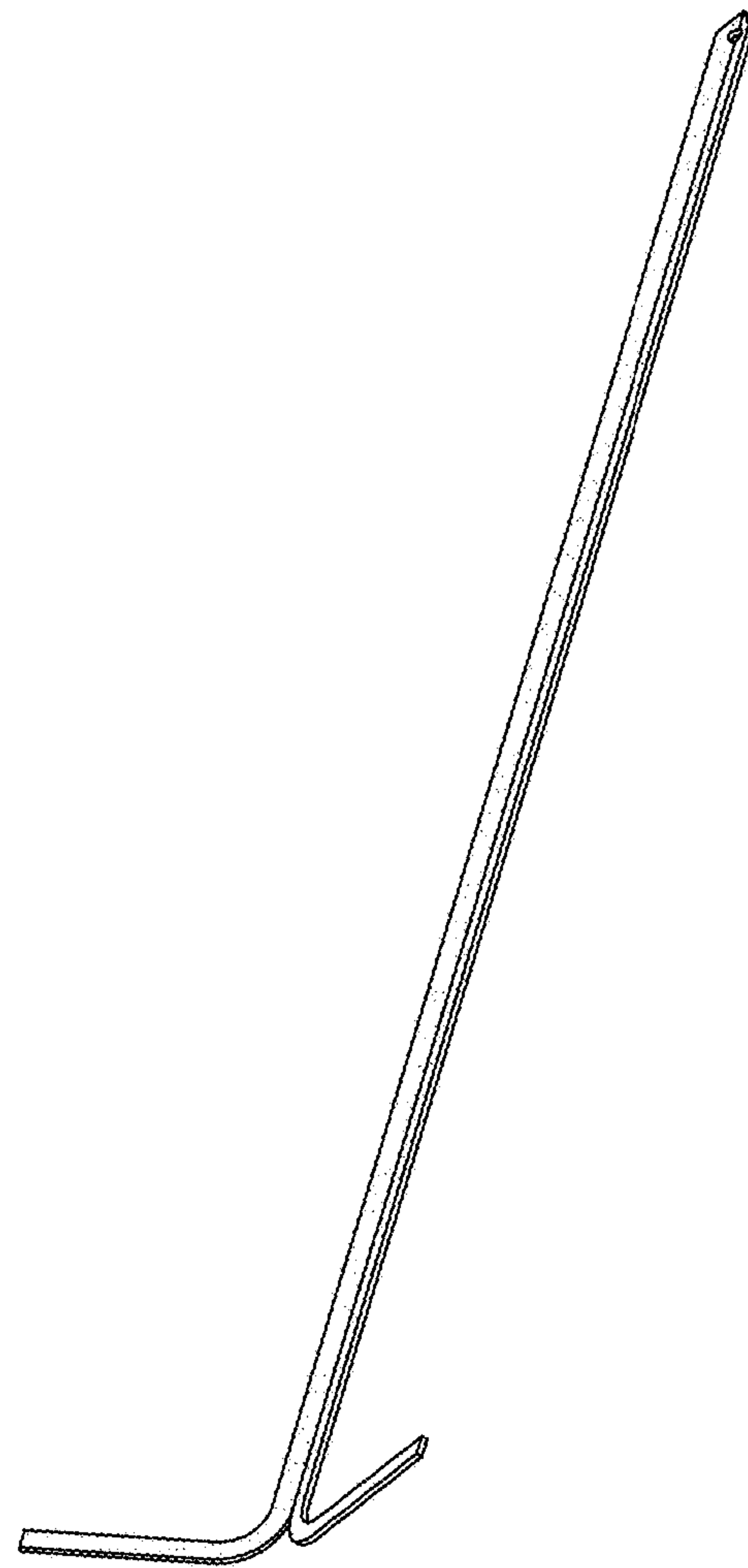


Fig. 2

Fig. 3

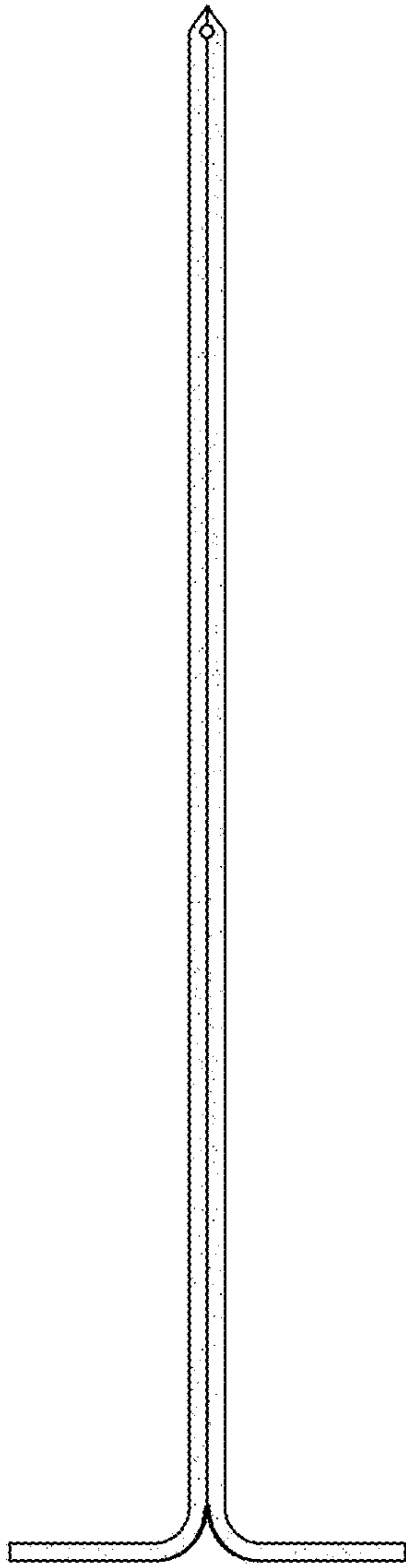
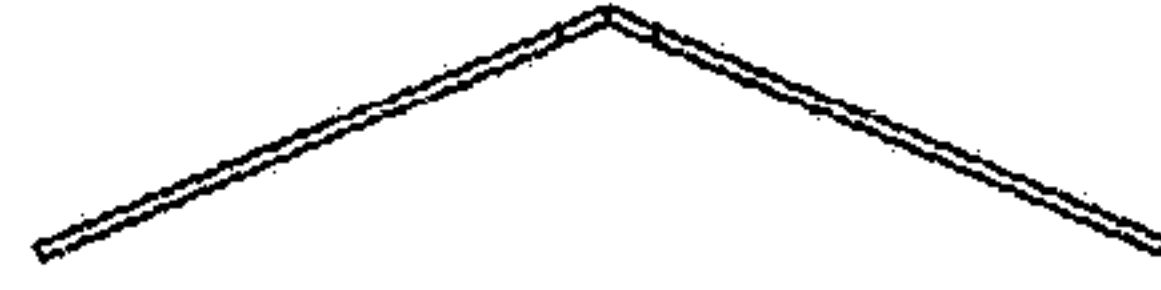


Fig. 4




Fig. 5

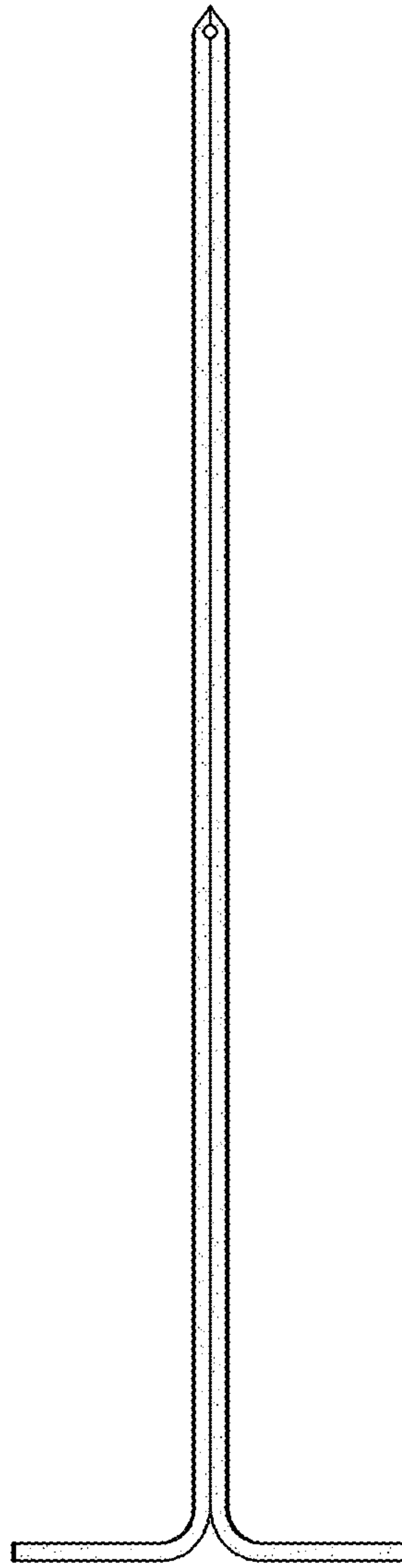


Fig. 6



Fig. 7



Fig. 8