



US00D829503S

(12) **United States Design Patent** (10) **Patent No.:** **US D829,503 S**  
**Kim et al.** (45) **Date of Patent:** **\*\* Oct. 2, 2018**

(54) **GRATE FOR GAS OVEN RANGE**

(56) **References Cited**

(71) Applicant: **LG ELECTRONICS INC.**, Seoul (KR)

U.S. PATENT DOCUMENTS

(72) Inventors: **Sooyeon Kim**, Seoul (KR); **Hanjin Jung**, Seoul (KR); **Miyoung Kim**, Seoul (KR); **Songyi Han**, Seoul (KR); **Inhwan Ryu**, Seoul (KR); **Jinwon Kang**, Seoul (KR)

D367,802 S *	3/1996	Lewis	.....	D7/408
D369,062 S *	4/1996	Holbrook, Jr.	.....	D7/408
D372,630 S *	8/1996	Lewis	.....	D7/346
D378,262 S *	3/1997	Sparks	.....	D7/408
D378,885 S *	4/1997	Sparks	.....	D7/408
D468,161 S *	1/2003	Goodwin	.....	D7/408
D495,203 S *	8/2004	Becker	.....	D7/346
D495,557 S *	9/2004	Shin	.....	F24C 15/107 D7/346
D524,601 S *	7/2006	Vetter	.....	F24C 15/107 D7/408
D564,838 S *	3/2008	Shin	.....	D7/408
D602,738 S *	10/2009	Bengtson	.....	D7/408
D616,247 S *	5/2010	Fuller	.....	D7/408
D634,580 S *	3/2011	Funnell, II	.....	D7/346
D643,683 S *	8/2011	Funnell	.....	D7/408
D651,464 S *	1/2012	Funnell	.....	D7/408

(73) Assignee: **LG ELECTRONICS INC.**, Seoul (KR)

(\*\*) Term: **15 Years**

(21) Appl. No.: **35/503,330**

(Continued)

(22) Filed: **Jan. 11, 2017**

*Primary Examiner* — Darlington Ly

(74) *Attorney, Agent, or Firm* — Birch, Stewart, Kolasch & Birch, LLP

(80) **Hague Agreement Data**

Int. Filing Date: **Jan. 11, 2017**

Int. Reg. No.: **DM/094298**

Int. Reg. Date: **Jan. 11, 2017**

Int. Reg. Pub. Date: **Jul. 14, 2017**

(57) **CLAIM**

The ornamental design for a grate for gas oven range, as shown and described.

(30) **Foreign Application Priority Data**

Jul. 19, 2016 (KR) ..... 30-2016-0035163

(51) **LOC (11) Cl.** ..... **07-02**

(52) **U.S. Cl.**  
USPC ..... **D7/408**

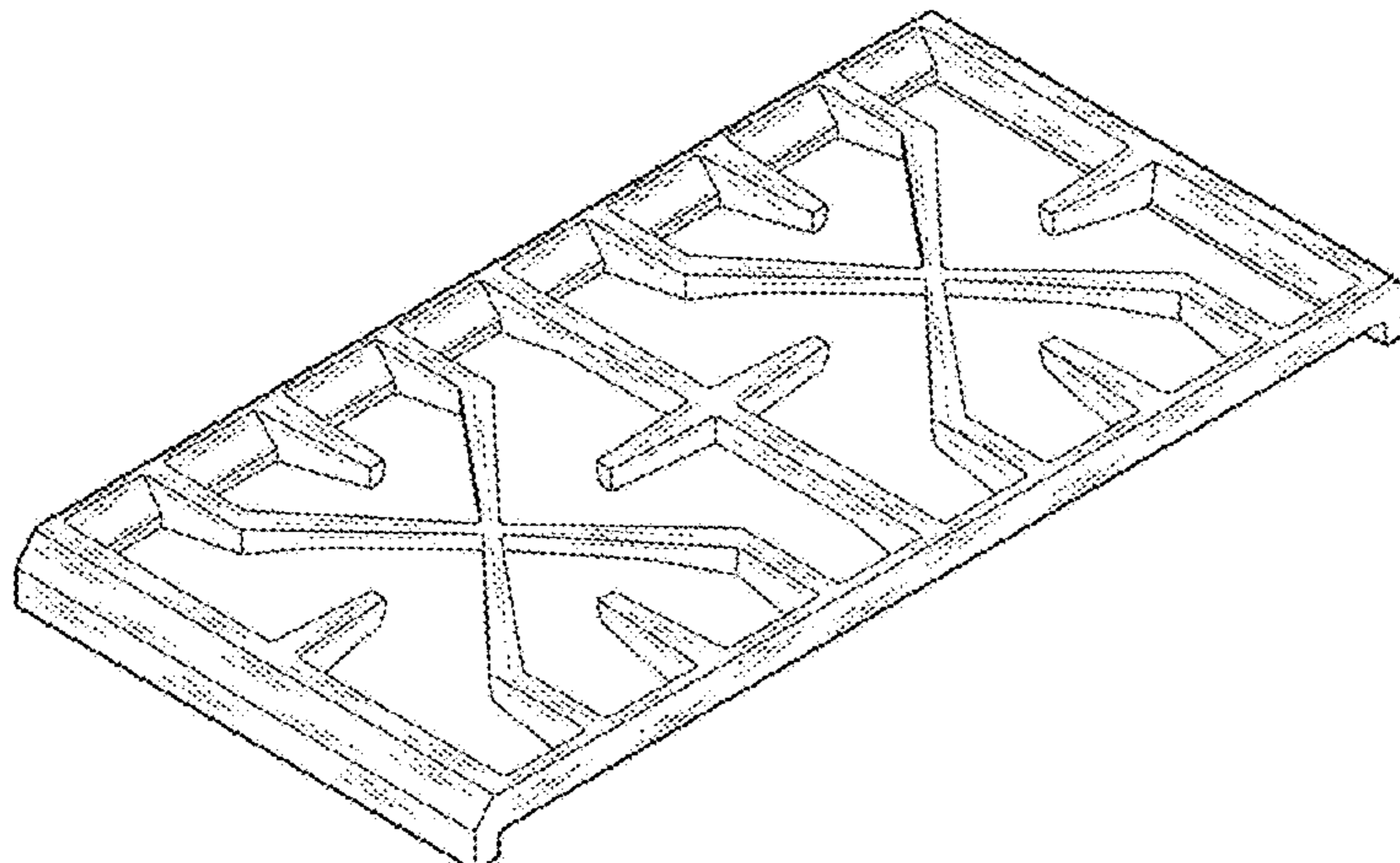
(58) **Field of Classification Search**  
USPC ..... D7/339–347, 362, 402–409  
CPC ..... F24C 15/107; F24C 15/12; F24C 15/36;  
F24C 3/08; F24C 3/082; F24C 3/085;  
F24C 7/067; F24C 7/062; F24C 7/082;  
F24C 7/081; A47J 37/0709

See application file for complete search history.

**DESCRIPTION**

1. Grate for gas oven range
- 1.1 is a top, front, and right side perspective view of a grate for gas oven range showing our new design;
- 1.2 is a front elevation view thereof;
- 1.3 is a rear elevation view thereof;
- 1.4 is a left side elevation view thereof;
- 1.5 is a right side elevation view thereof;
- 1.6 is a top plan view thereof;
- 1.7 is a bottom plan view thereof; and

(Continued)



1.8 is a top, front, and right side perspective view thereof as installed in an exemplary gas oven range.

The broken line showing of the gas oven range is provided for the purpose of illustrating environmental structure and forms no part of the claimed design.

**1 Claim, 8 Drawing Sheets**

(56)

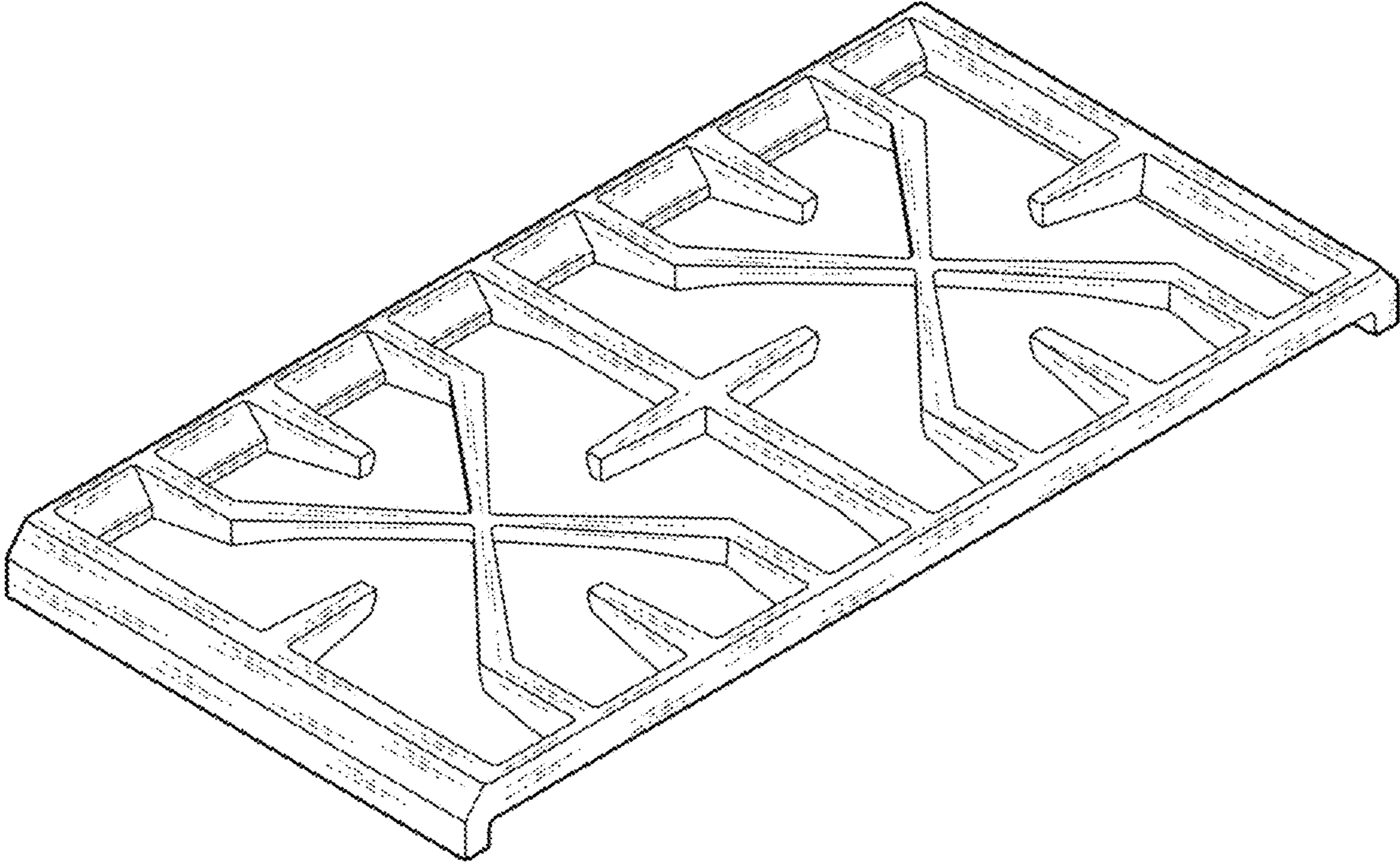
**References Cited**

U.S. PATENT DOCUMENTS


D658,440	S	*	5/2012	Funnell, II	.....	D7/408
D678,723	S	*	3/2013	Funnell, II	.....	D7/408
D684,424	S	*	6/2013	Funnell	.....	D7/408
D697,756	S	*	1/2014	Segers	.....	D7/408
D702,496	S	*	4/2014	Funnell, II	.....	D7/408
D702,497	S	*	4/2014	Funnell, II	.....	D7/408
D704,509	S	*	5/2014	Funnell, II	.....	D7/408
D778,111	S	*	2/2017	Shoemaker	.....	D7/346
D793,160	S	*	8/2017	Cho	.....	D7/408
D797,504	S	*	9/2017	Shoemaker	.....	D7/408
D798,661	S	*	10/2017	Shoemaker	.....	D7/408
D817,709	S	*	5/2018	Kim	.....	D7/408

\* cited by examiner


1.1



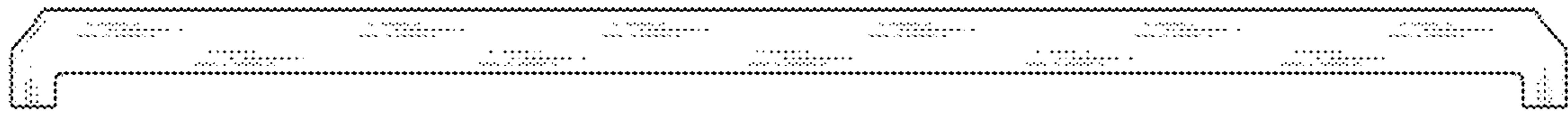
1.2




**1.3**



1.4

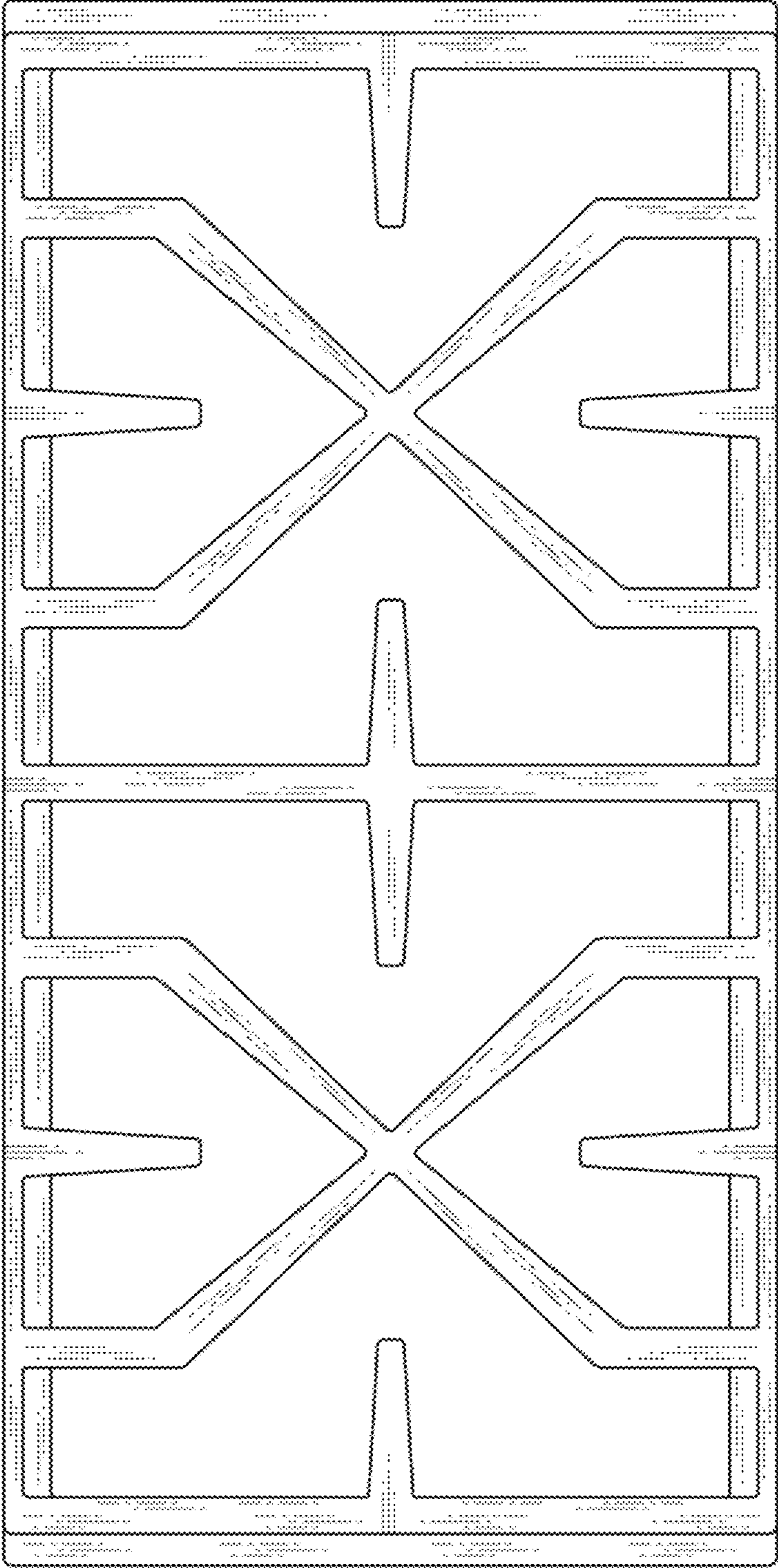


1.5



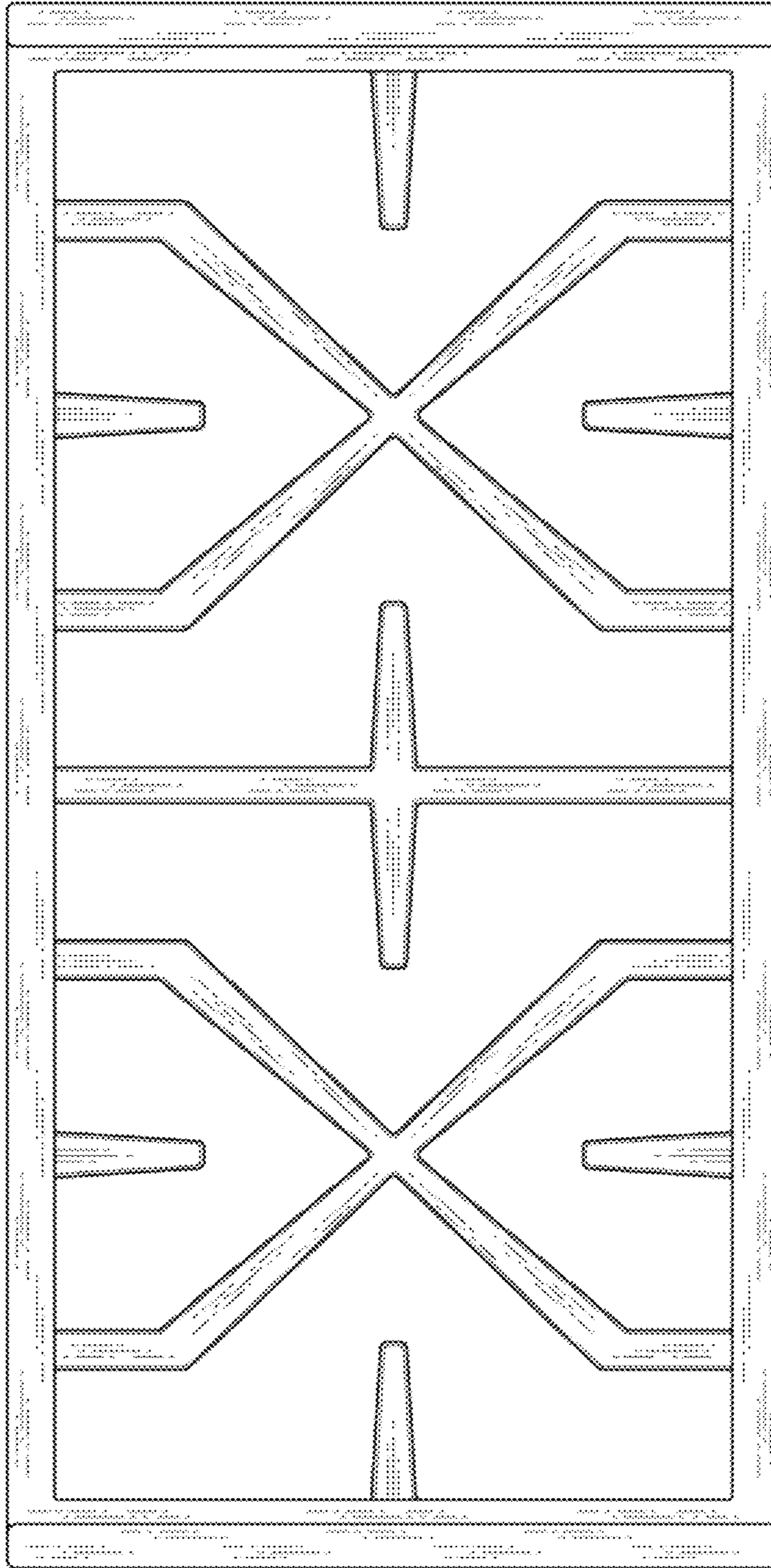


1.6





1.7



1.8

