



US00D829478S

(12) **United States Design Patent**
Siebert

(10) **Patent No.:** **US D829,478 S**

(45) **Date of Patent:** **** Oct. 2, 2018**

(54) **BENCH**

(71) Applicant: **Brunswick Corporation**, Lake Forest, IL (US)

(72) Inventor: **Paul Brian Siebert**, Chicago, IL (US)

(73) Assignee: **Brunswick Corporation**, Mettawa, IL (US)

(**) Term: **15 Years**

(21) Appl. No.: **29/606,731**

(22) Filed: **Jun. 7, 2017**

(51) **LOC (11) Cl.** **06-06**

(52) **U.S. Cl.**
USPC **D6/716**; D6/349; D6/381

(58) **Field of Classification Search**
USPC D6/334-338, 340-343, 349-353, 355, D6/358, 360, 364-365, 367, 370-373, D6/381, 596, 597, 601, 604, 691-691.9, D6/692-692.6, 708.2, 708, 716-716.1

CPC A47C 11/00; A47C 12/00; A47C 3/18; A47C 9/002; A47C 16/00; A47C 16/02-16/04; A47K 17/02; A47K 17/028

See application file for complete search history.

(56) **References Cited**

U.S. PATENT DOCUMENTS

D344,857 S * 3/1994 Kinsman D6/349
D442,788 S * 5/2001 Nye D6/337
D471,368 S * 3/2003 Arnold D6/349
D481,211 S * 10/2003 Chipman D6/349

D569,122 S * 5/2008 Flaherty D6/381
D661,501 S * 6/2012 Pineau D6/338
D730,071 S * 5/2015 Sorel D6/349

OTHER PUBLICATIONS

Marcy Home Gym Exercise Fitness Training Workout Flat Board Weight Lifting Bench. [online] Retrieved Apr. 5, 2018 from URL: <https://www.amazon.com/Marcy-Exercise-Fitness-Training-Workout/dp/B076ZM28Y5/ref=pd_lpo_vtph_200_tr_img_2?_encoding=UTF8&psc=1&refRID=VPYSSXXKVANBQP2FR2JE>.*

* cited by examiner

Primary Examiner — Vy N Koenig

(74) Attorney, Agent, or Firm — Andrus Intellectual Property Law, LLP

(57) **CLAIM**

The ornamental design for a bench, as shown and described.

DESCRIPTION

FIG. 1 is a perspective view of a bench showing my new design.

FIG. 2 is a front view thereof.

FIG. 3 is a rear view thereof.

FIG. 4 is a side view thereof.

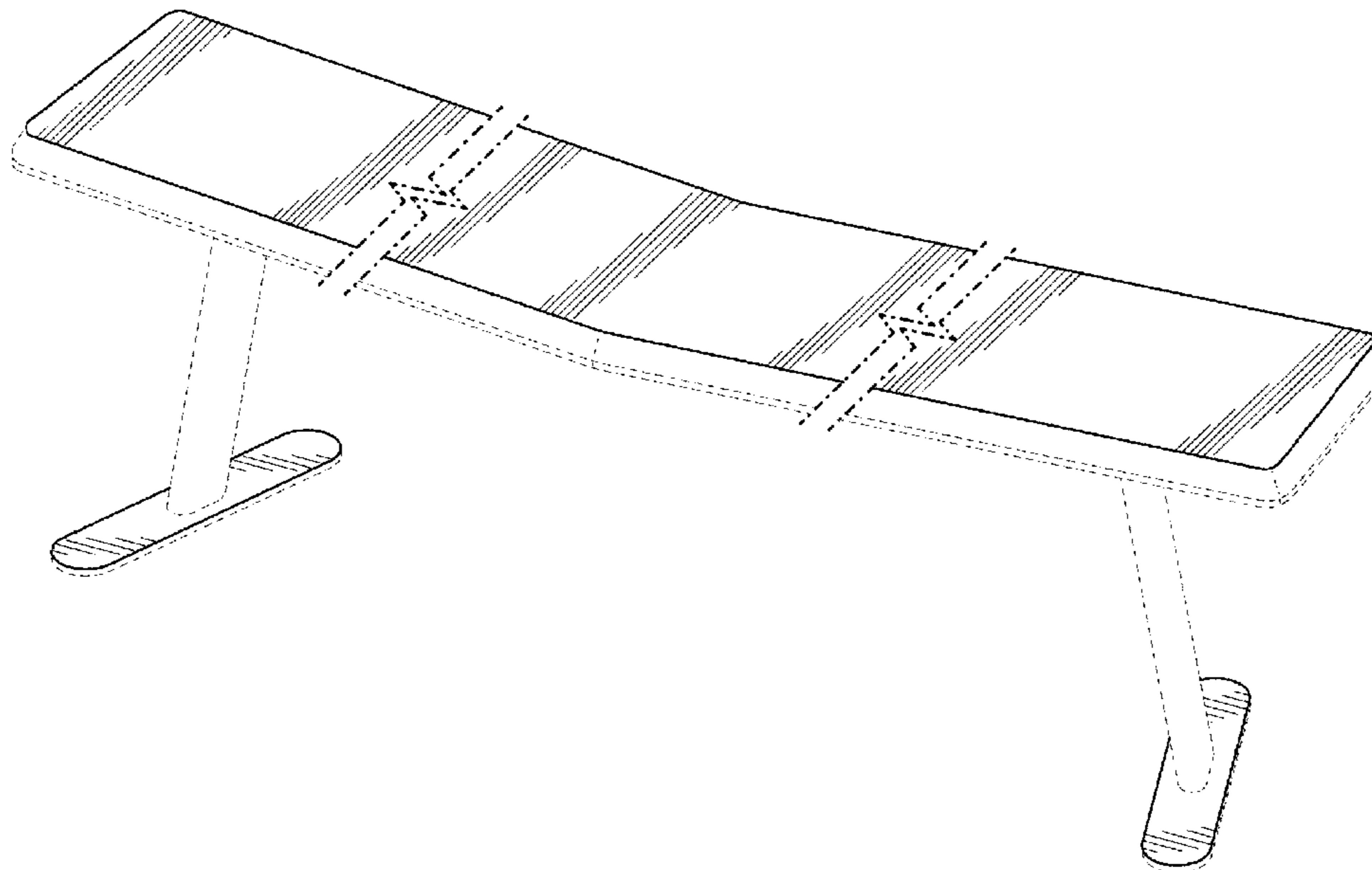
FIG. 5 is an opposite side view thereof.

FIG. 6 is a top view thereof; and,

FIG. 7 is a bottom view thereof.

The evenly space broken lines in the drawings depict portions of the bench that form no part of the claimed design. The bench is shown with dash-dot symbolic break lines indicating that the appearance of any portion of the bench between the break lines forms no part of the claimed design.

1 Claim, 5 Drawing Sheets



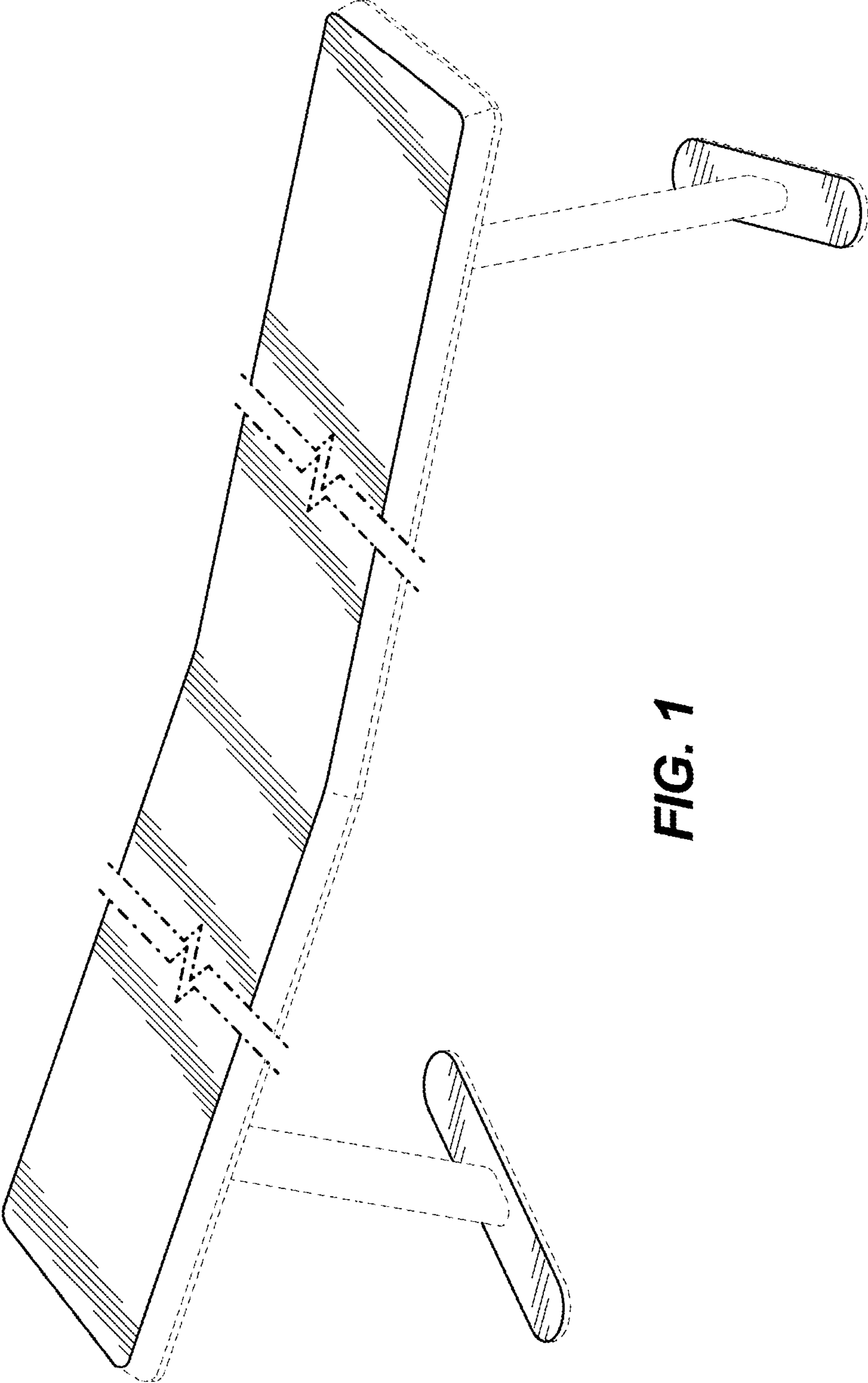


FIG. 1




FIG. 2

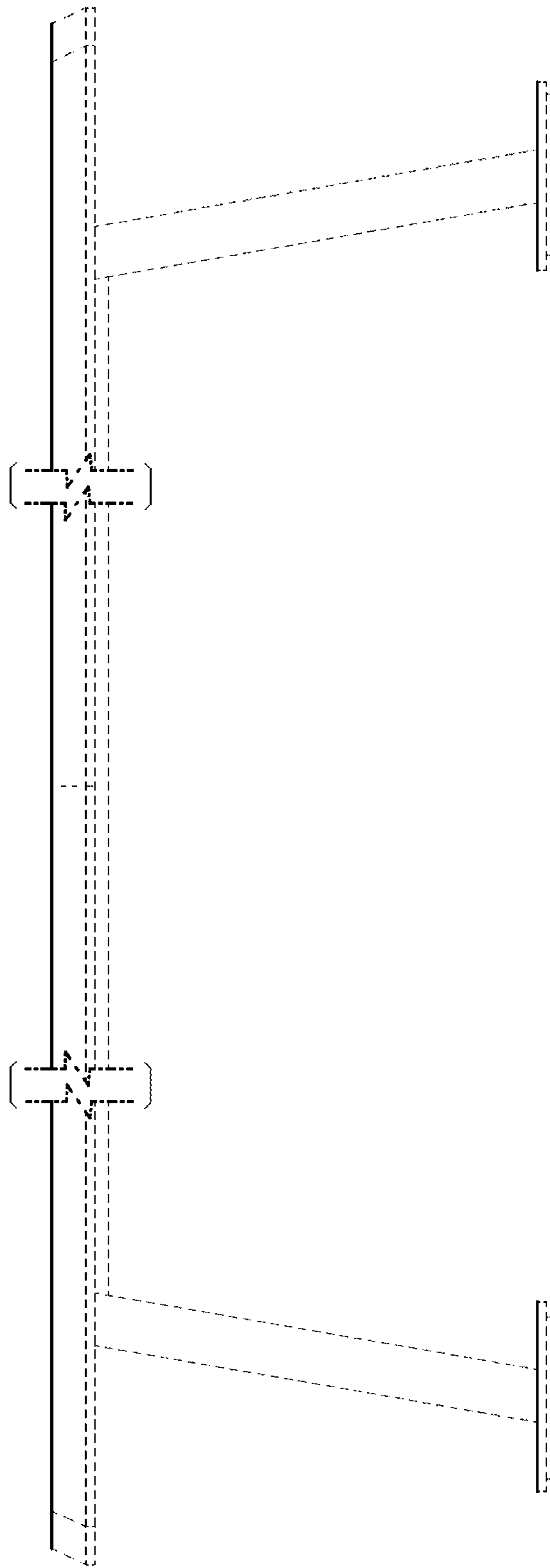


FIG. 3

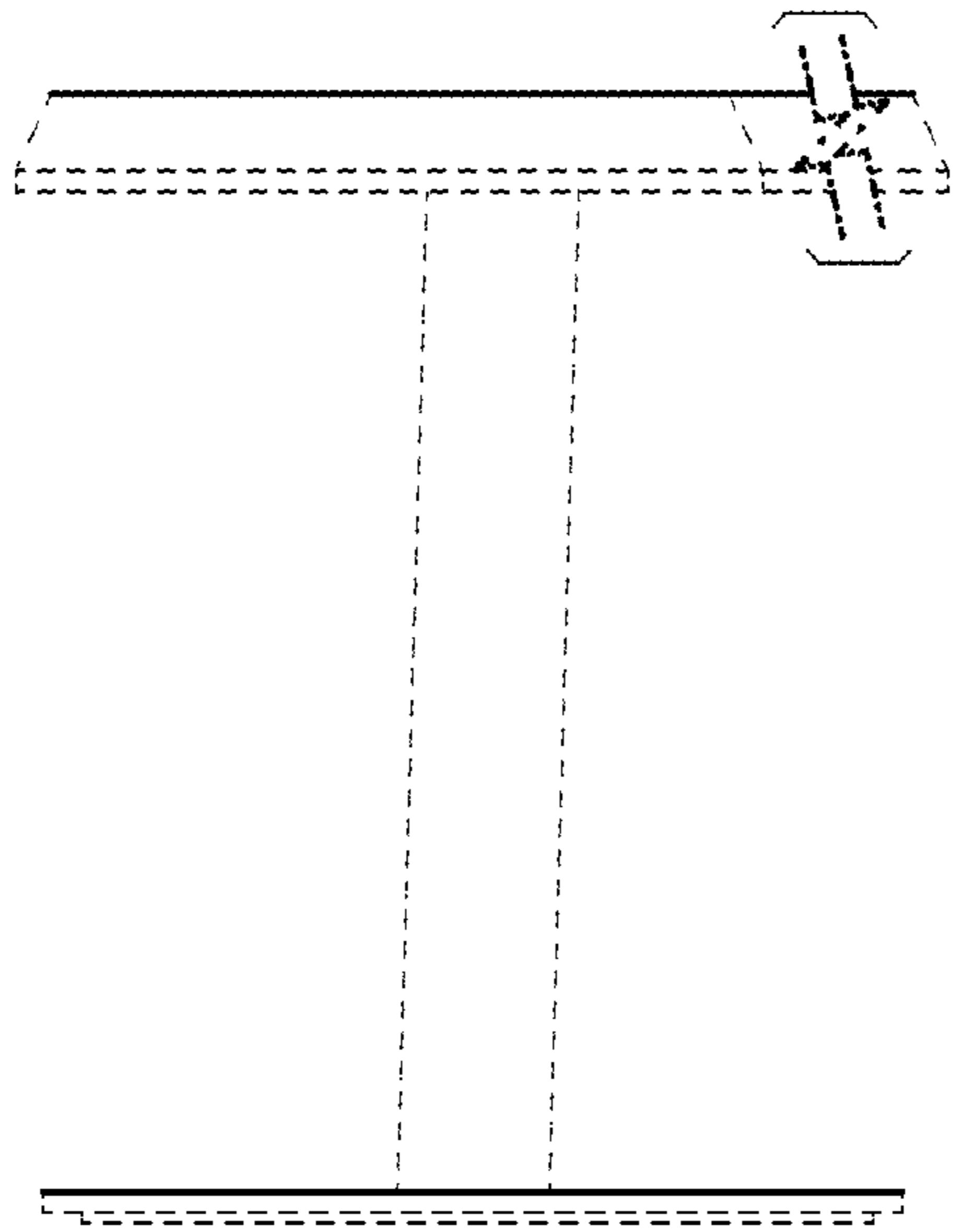


FIG. 4

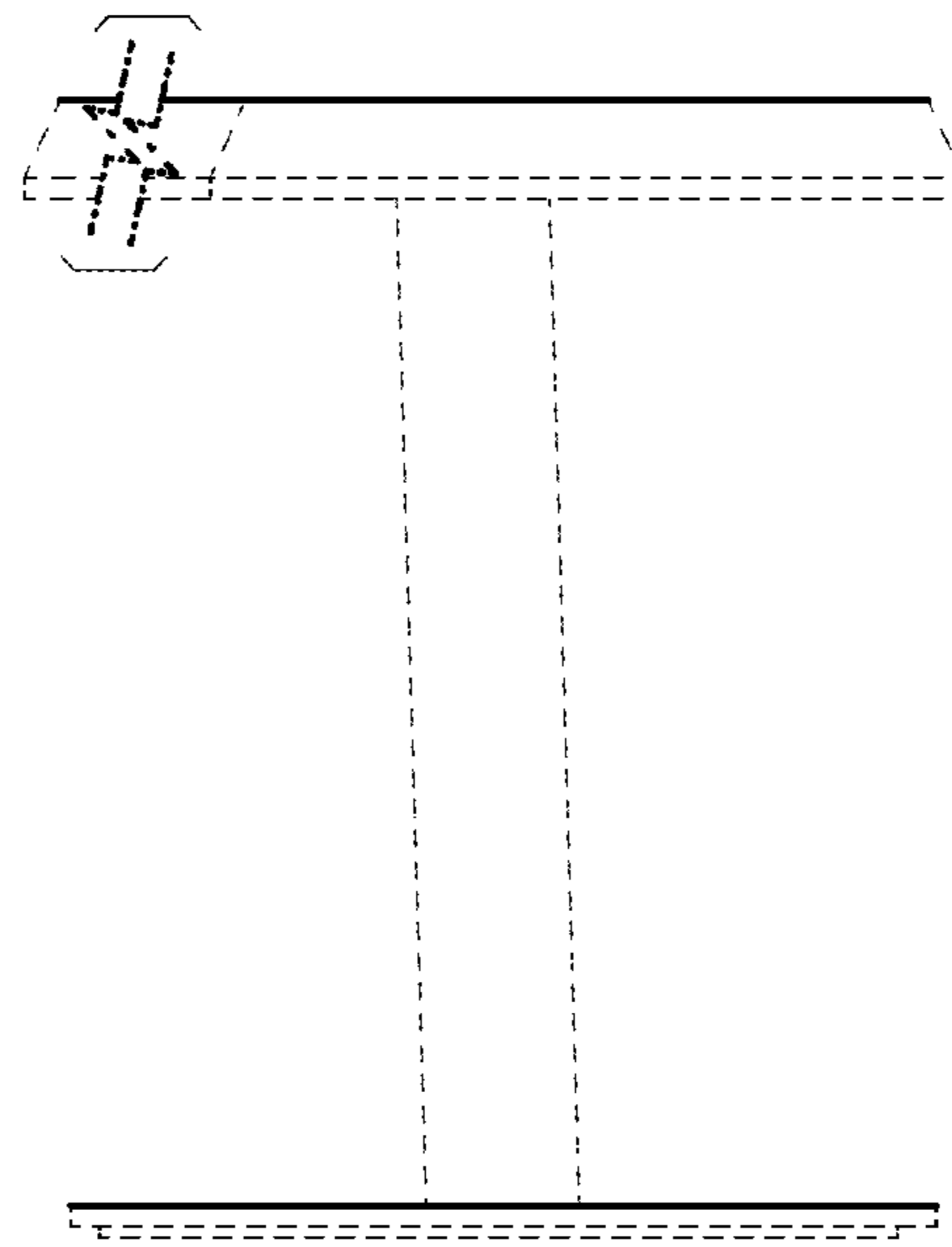


FIG. 5

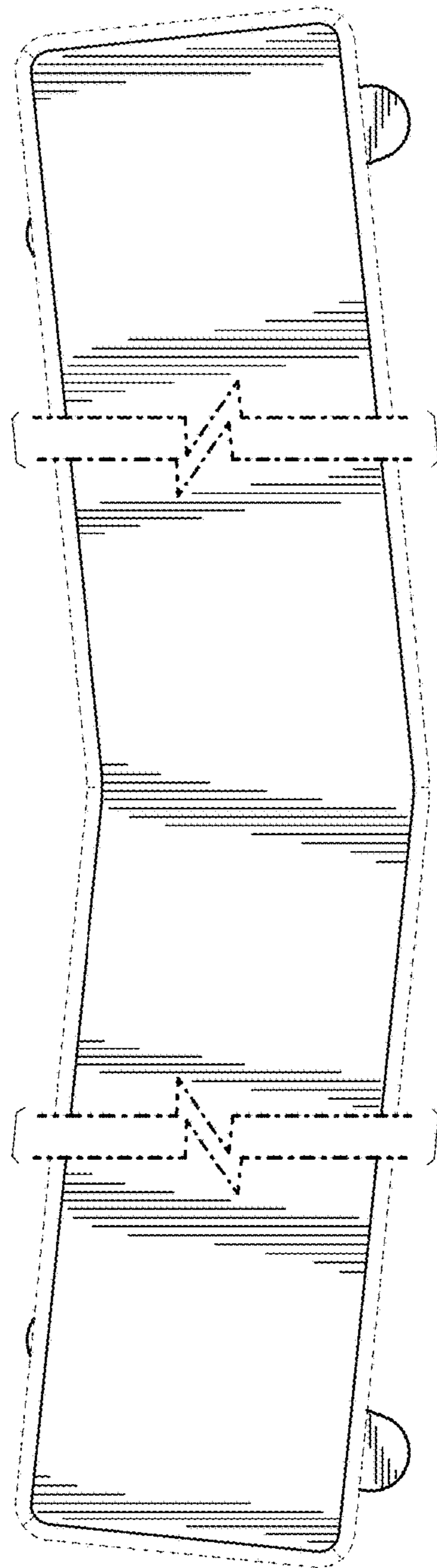


FIG. 6




FIG. 7