



US00D829472S

(12) **United States Design Patent** (10) **Patent No.:** **US D829,472 S**
Thaler (45) **Date of Patent:** **** Oct. 2, 2018**

(54) **STORAGE FURNITURE**
(71) Applicant: **Hermann Thaler**, Schruns (AT)
(72) Inventor: **Hermann Thaler**, Schruns (AT)
(**) Term: **15 Years**

(21) Appl. No.: **35/501,588**
(22) Filed: **Sep. 2, 2016**

(80) **Hague Agreement Data**
Int. Filing Date: **Sep. 2, 2016**
Int. Reg. No.: **DM/092386**
Int. Reg. Date: **Sep. 2, 2016**
Int. Reg. Pub. Date: **Sep. 16, 2016**

(30) **Foreign Application Priority Data**
Mar. 4, 2016 (EM) 3013119
(51) **LOC (11) Cl.** **06-04**
(52) **U.S. Cl.**
USPC **D6/663**
(58) **Field of Classification Search**
USPC D6/663, 664, 665, 671, 671.1, 703, 708;
D32/25
CPC A47B 5/00; A47B 5/06; A47B 7/00; A47B
81/00; A47B 81/005; A47B 81/02; A47B
47/02; A47B 47/04; A47B 53/00; A47B
67/00
See application file for complete search history.

(56) **References Cited**
U.S. PATENT DOCUMENTS
4,477,130 A * 10/1984 Frantz E05C 19/001
16/388
D324,965 S * 3/1992 Nelsen D6/663

D379,004 S * 4/1997 Keijser D13/184
D427,454 S * 7/2000 Munch D13/184
D557,518 S * 12/2007 Greiner D6/671
D623,433 S * 9/2010 Richardson D6/663
D803,602 S * 11/2017 Hightower D6/663
2005/0093405 A1* 5/2005 Greiner A47B 67/02
312/321.5

* cited by examiner

Primary Examiner — Mary Ann Calabrese
(74) *Attorney, Agent, or Firm* — Laurence A. Greenberg;
Werner H. Stemer; Ralph E. Locher

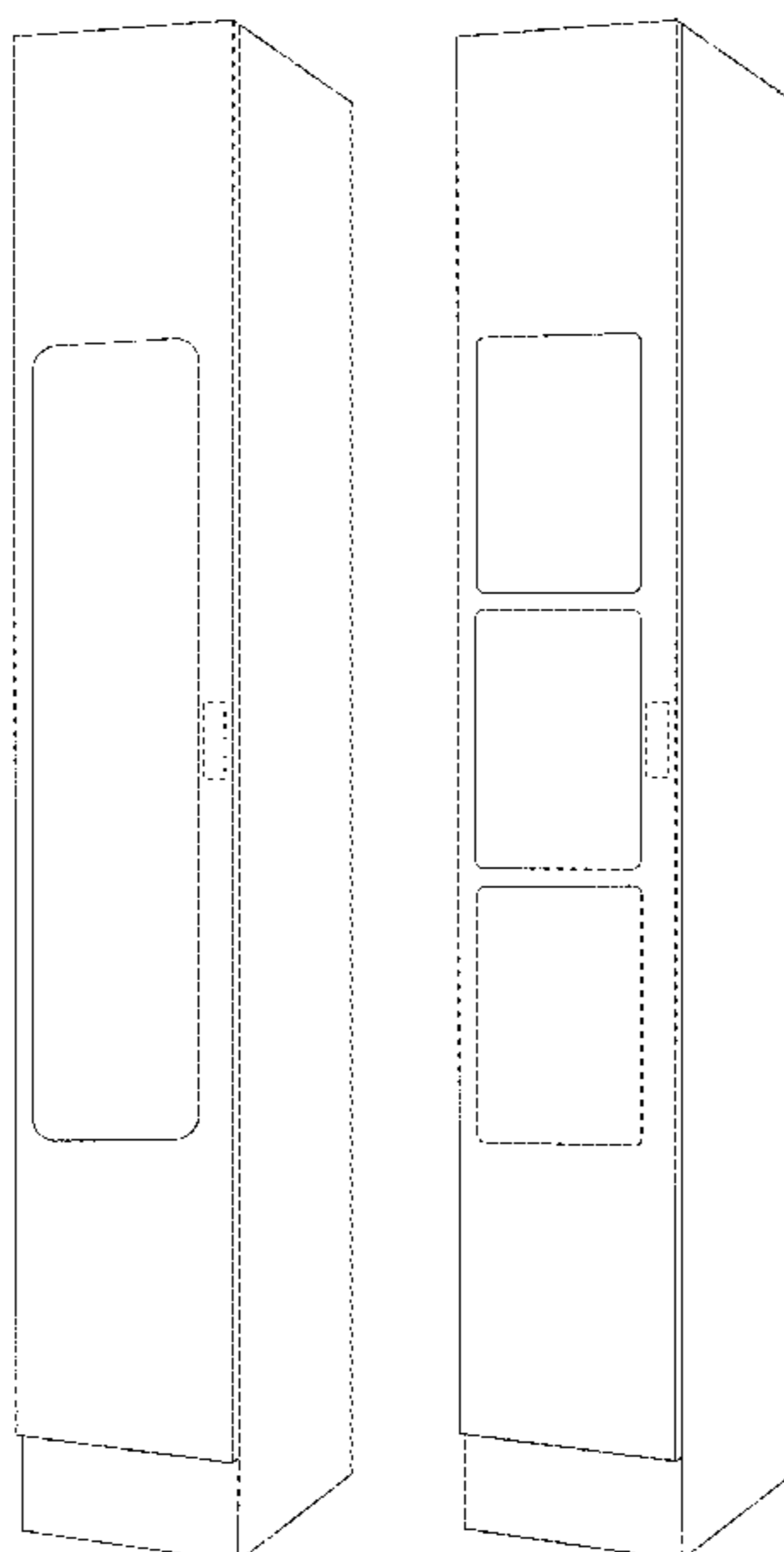
(57) **CLAIM**

The ornamental design for storage furniture, as shown and described.

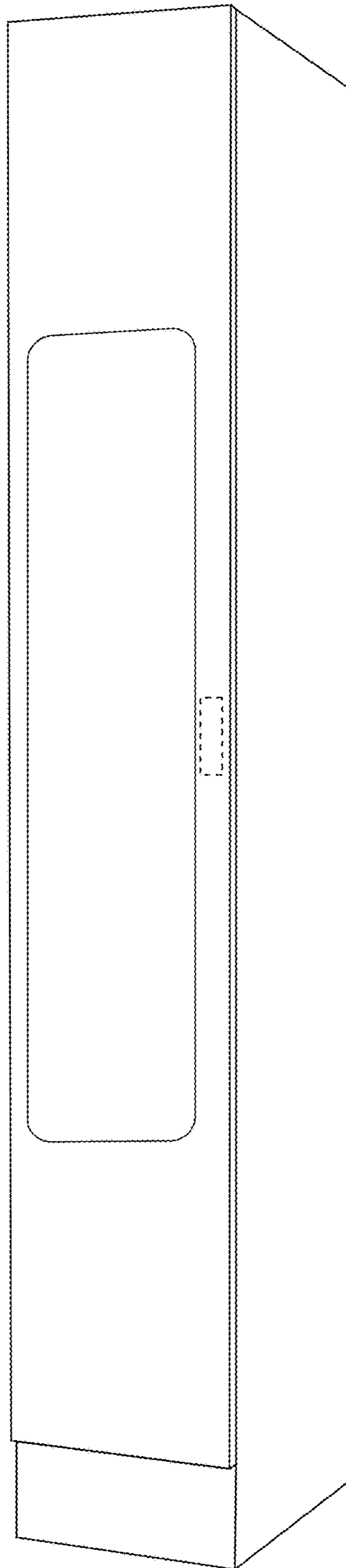
DESCRIPTION

1. Storage furniture
3. Storage furniture
1.1 is a perspective view of the storage furniture, showing my new design;
1.2 is a front elevation view thereof;
1.3 is a top plan view thereof;
1.4 is a left side elevation view thereof;
1.5 is a bottom view thereof;
1.6 is a rear elevation view thereof;
1.7 is a right side elevation view thereof; and
3.1 is a perspective view of a second embodiment of the storage furniture, showing my new design
3.2 is a front elevation view thereof;
3.3 is a bottom plan view thereof;
3.4 is a left side elevation view thereof;
3.5 is a top view thereof;
3.6 is a rear elevation view thereof; and
3.7 is a right side elevation view thereof.
The broken lines are not part of the designs.

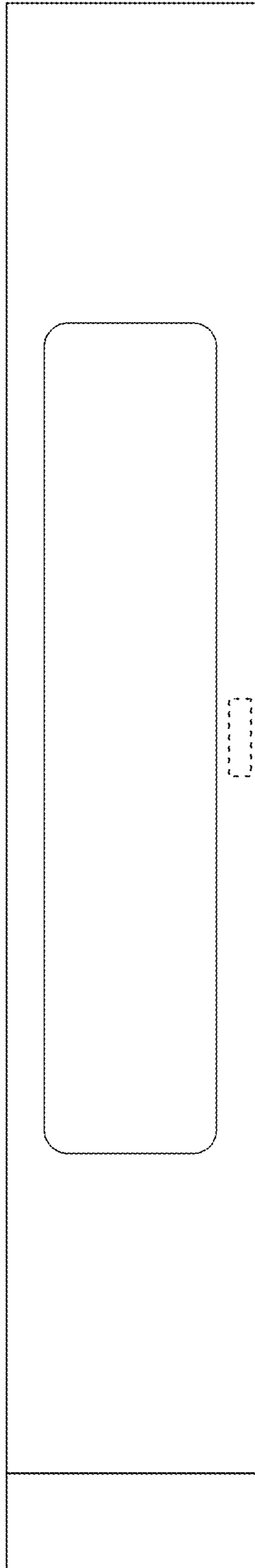
1 Claim, 14 Drawing Sheets



1.1




1.2




1.3




1.4




1.5



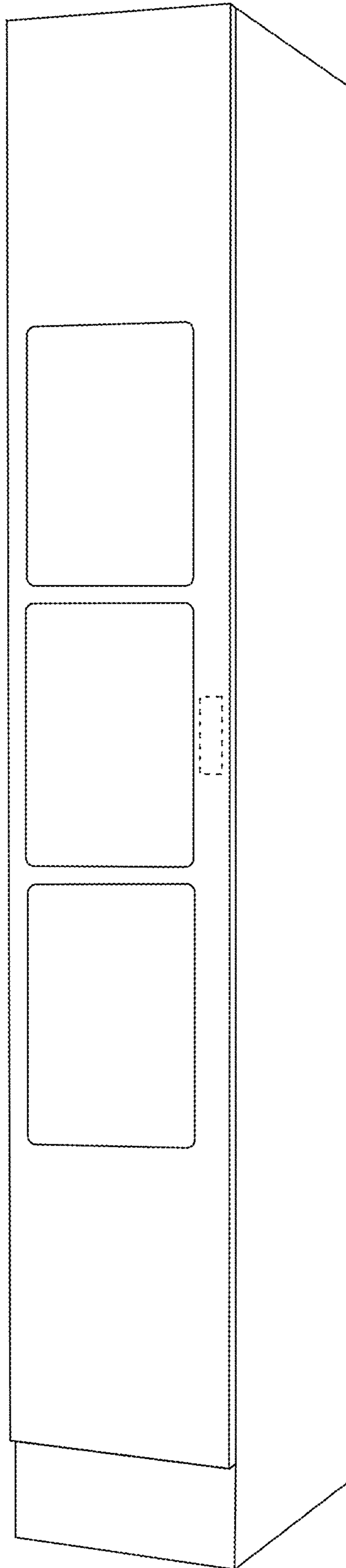
1.6



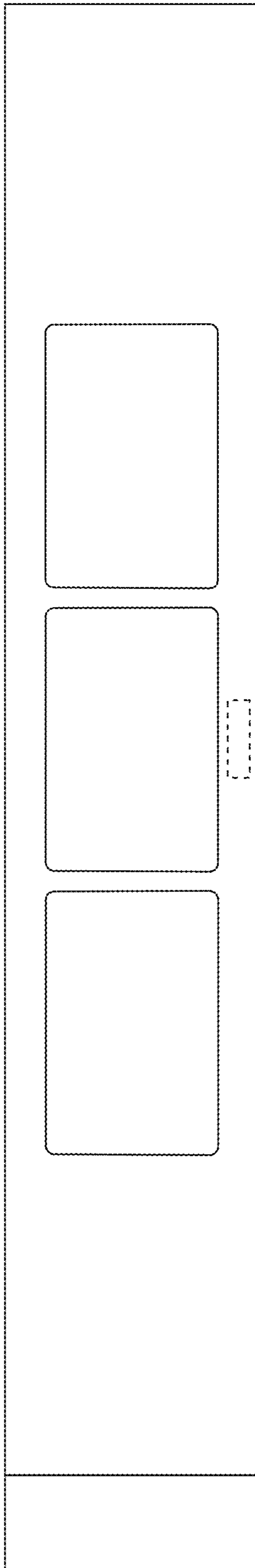
1.7



3.1




3.2




3.3




3.4



3.5



3.6



3.7

