



US00D829449S

(12) **United States Design Patent**
Orsi

(10) **Patent No.:** **US D829,449 S**
(45) **Date of Patent:** **** Oct. 2, 2018**

(54) **PICTURE FRAME**

(71) Applicant: **F.M. SRL Semplificata**, Certaldo (FI)
(IT)

(72) Inventor: **Filippo Orsi**, Certaldo (IT)

(73) Assignee: **F.M. SRL Semplificata**, Certaldo (FI)
(IT)

(**) Term: **15 Years**

(21) Appl. No.: **29/573,578**

(22) Filed: **Aug. 8, 2016**

(51) **LOC (11) Cl.** **06-01**

(52) **U.S. Cl.**
USPC **D6/300**

(58) **Field of Classification Search**
USPC D6/300–314
CPC G09F 1/12; G09F 7/18; A47G 1/06; A47G
1/0638; A47G 1/14; A47G 1/141
See application file for complete search history.

(56) **References Cited**

U.S. PATENT DOCUMENTS

D142,984 S *	11/1945	Brown	D6/314
D142,985 S *	11/1945	Brown	D19/91
2,514,047 A *	7/1950	Goforth	A47G 1/0638
				24/67.9
D209,035 S *	10/1967	Robert	D3/227
D224,877 S *	10/1972	Fendrick	D6/300
3,935,656 A *	2/1976	Pritchard	A47G 1/0644
				40/790
D239,980 S *	5/1976	Parson	D6/300
4,161,834 A *	7/1979	Hendricks, Jr.	G09F 15/0006
				248/475.1
D266,338 S *	9/1982	Mandel	D20/43
D268,570 S *	4/1983	Wagman	D11/132
D316,188 S *	4/1991	Connor	D6/300

(Continued)

Primary Examiner — Deanna L Pratt

(74) *Attorney, Agent, or Firm* — Nancy J. Flint, Attorney
at Law, P.A.; Nancy J. Flint, Esq.

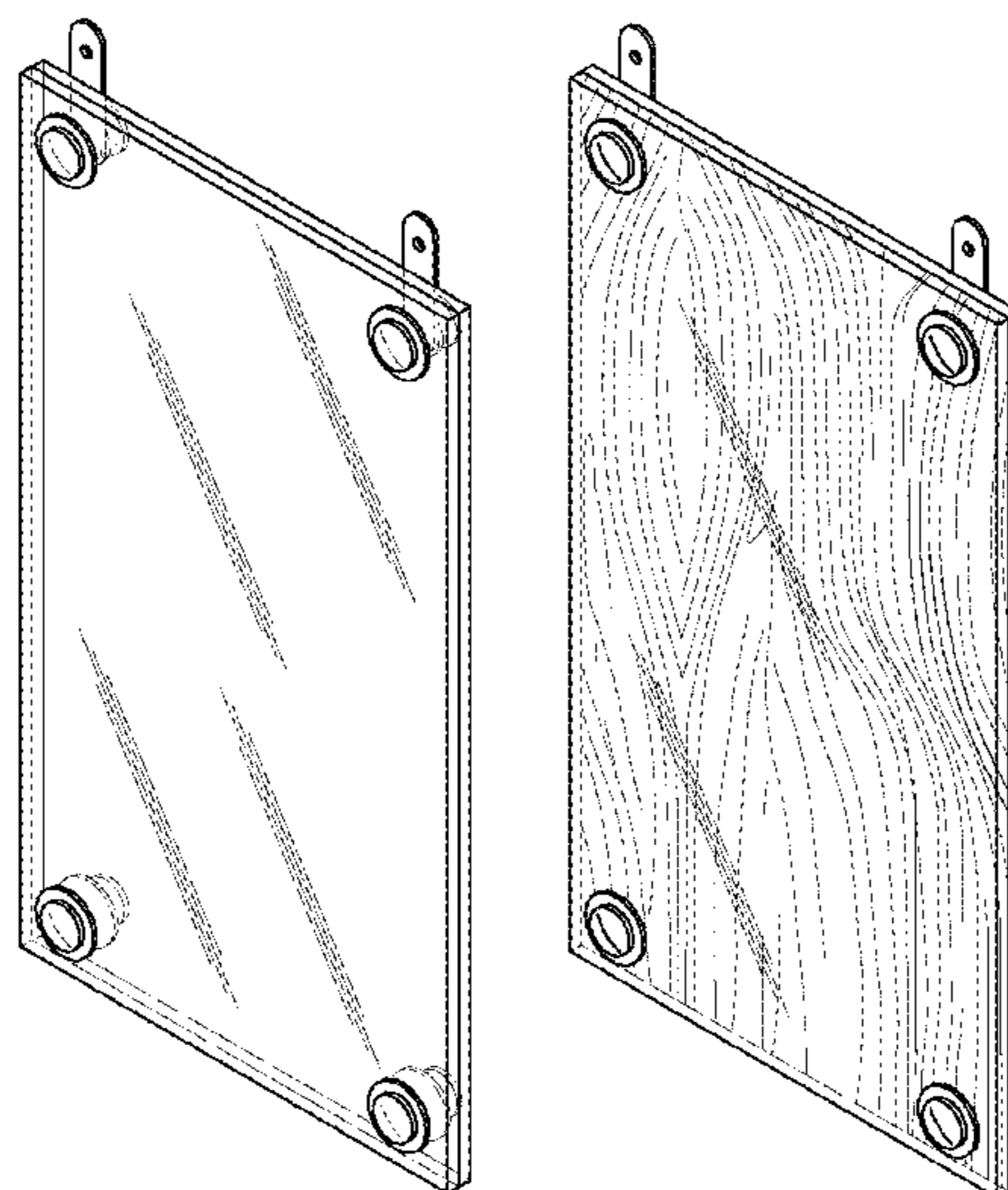
(57) **CLAIM**

The ornamental design for a picture frame, as shown and
described.

DESCRIPTION

FIG. 1 is a front perspective view of a first embodiment of a picture frame showing my new design;
 FIG. 2 is a rear perspective view showing the first embodiment of the picture frame;
 FIG. 3 is a top plan view showing the first embodiment of the picture frame;
 FIG. 4 is a front elevation view showing the first embodiment of the picture frame;
 FIG. 5 is a rear elevation view showing the first embodiment of the picture frame;
 FIG. 6 is a bottom plan view showing the first embodiment of the picture frame;
 FIG. 7 is a left side elevation view showing the first embodiment of the picture frame;
 FIG. 8 is a front perspective view of a second embodiment of a picture frame;
 FIG. 9 is a rear perspective view showing the second embodiment of the picture frame;
 FIG. 10 is a front elevation view showing the second embodiment of the picture frame;
 FIG. 11 is a rear elevation view showing the second embodiment of the picture frame;
 FIG. 12 is a right side elevation view showing the second embodiment of the picture frame;
 FIG. 13 is a top plan view showing the second embodiment of the picture frame; and,
 FIG. 14 is a bottom plan view showing the second embodiment of the picture frame.
 Right side elevation views not shown are mirror images of left side elevation views. Left side elevation views not shown are mirror images of right side elevation views.

1 Claim, 8 Drawing Sheets



(56)

References Cited

U.S. PATENT DOCUMENTS

D335,394	S *	5/1993	Chamlan	D6/300
D339,238	S *	9/1993	Hamilton	D6/301
D343,299	S *	1/1994	Olivier	D6/300
D344,188	S *	2/1994	Dominguez	D6/303
D361,897	S *	9/1995	Jackson	D6/300
D365,535	S *	12/1995	Muckler	D11/132
D369,679	S *	5/1996	Langford	D6/300
5,586,401	A *	12/1996	Sheehan	G09F 1/12 40/737
D382,017	S *	8/1997	Bohr	D20/10
D389,323	S *	1/1998	Buchert	D6/300
D407,119	S *	3/1999	Kwan	D20/21
D418,984	S *	1/2000	Koconis	D6/300
D423,793	S *	5/2000	Jackson	D6/300
D448,579	S *	10/2001	Prade	D6/314
D461,319	S *	8/2002	Jackson	D6/310
D501,327	S *	2/2005	Keigley	D6/300
D505,556	S *	5/2005	Keigley	D6/310
D517,329	S *	3/2006	Ortiz	D6/300
D518,300	S *	4/2006	Dele-Ogunrinde	D6/301
D547,074	S *	7/2007	Snuggs	D6/300
D552,357	S *	10/2007	Fu	D10/2
D581,987	S *	12/2008	Maier-Hunke	D20/42
8,046,945	B2 *	11/2011	Radcliffe	A47G 1/06 40/737
D661,498	S *	6/2012	Wang	G09F 7/04 D6/312

* cited by examiner

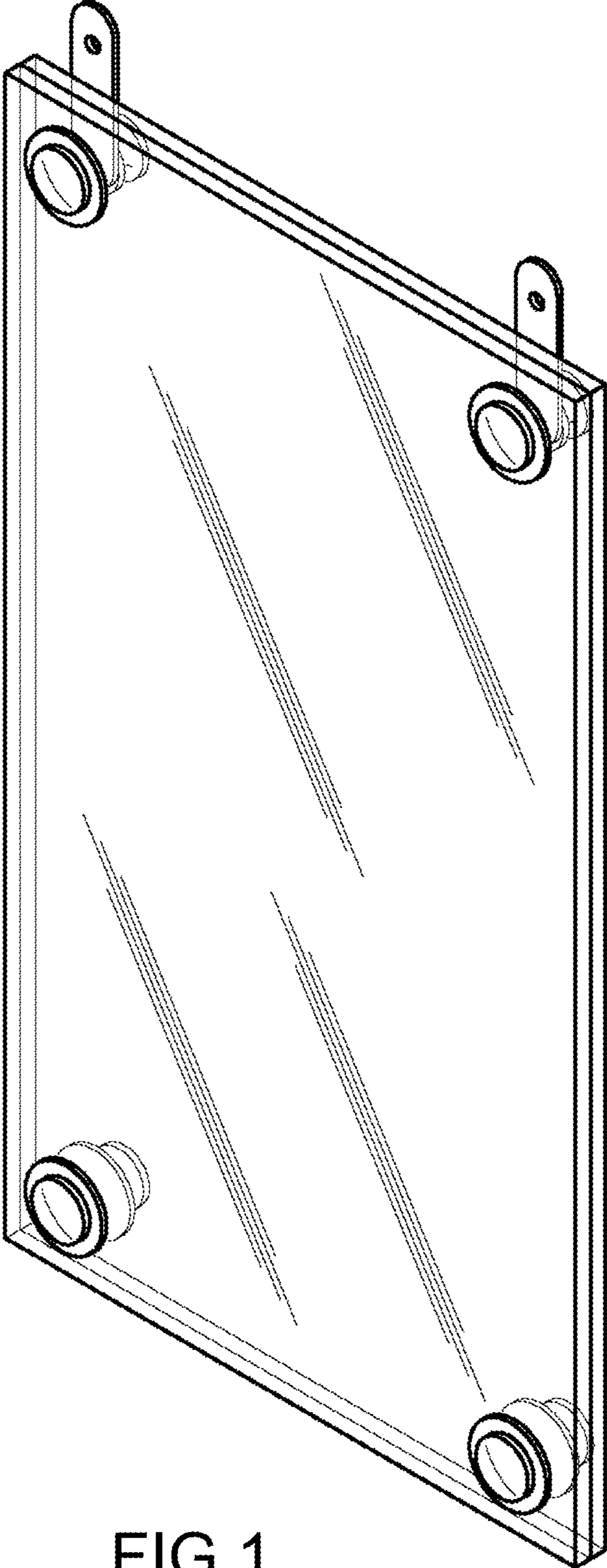


FIG.1

FIG. 2

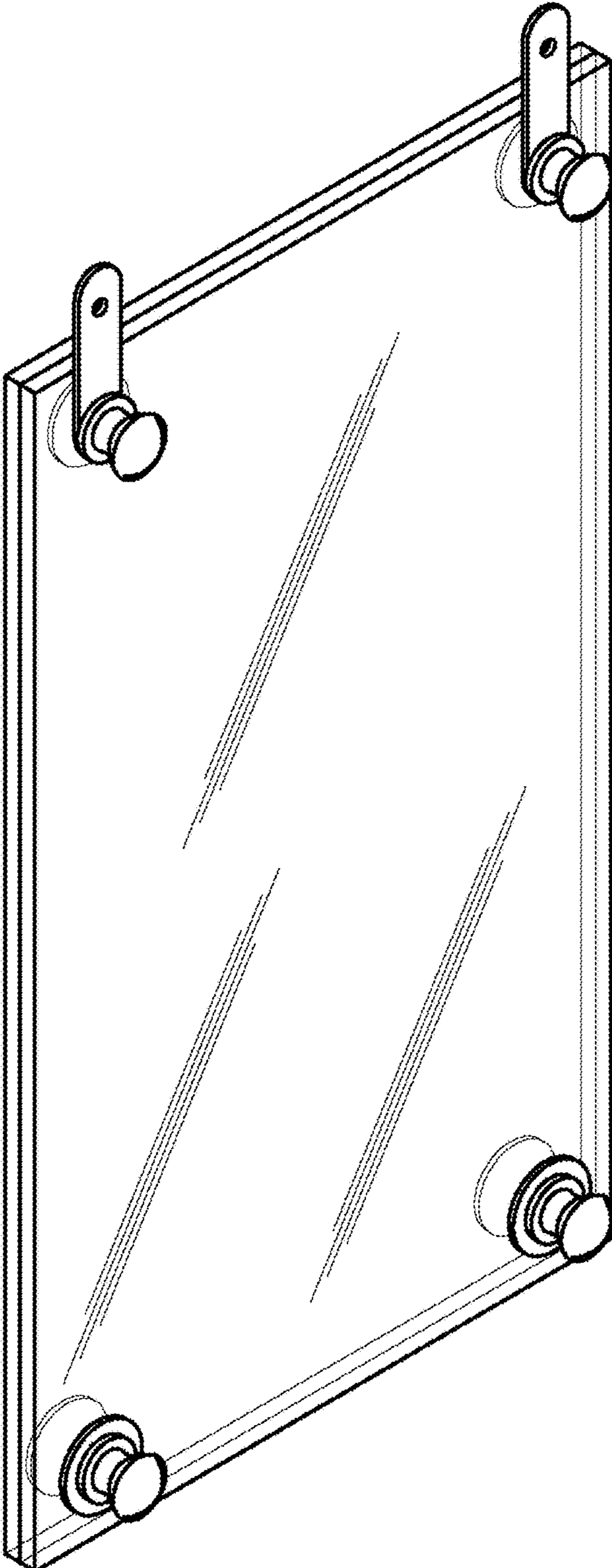


FIG. 3



FIG. 4




FIG. 5

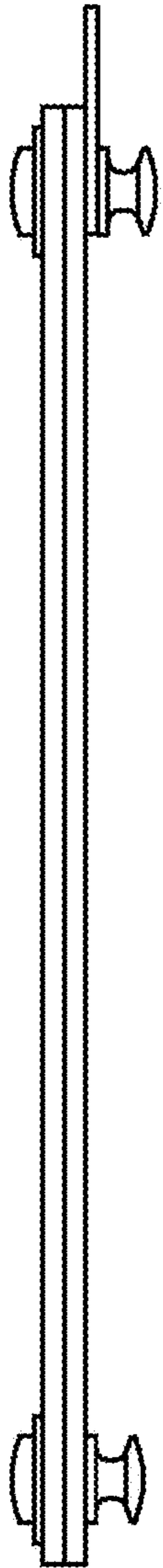


FIG. 7


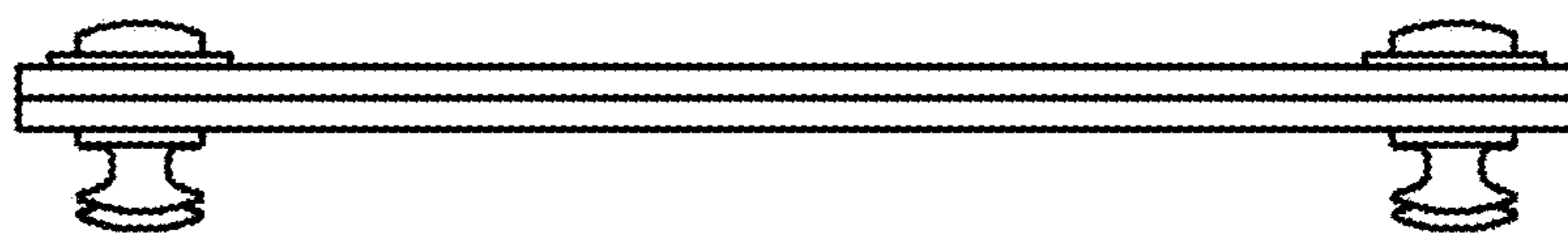


FIG. 6






FIG. 8

FIG. 9




FIG. 10

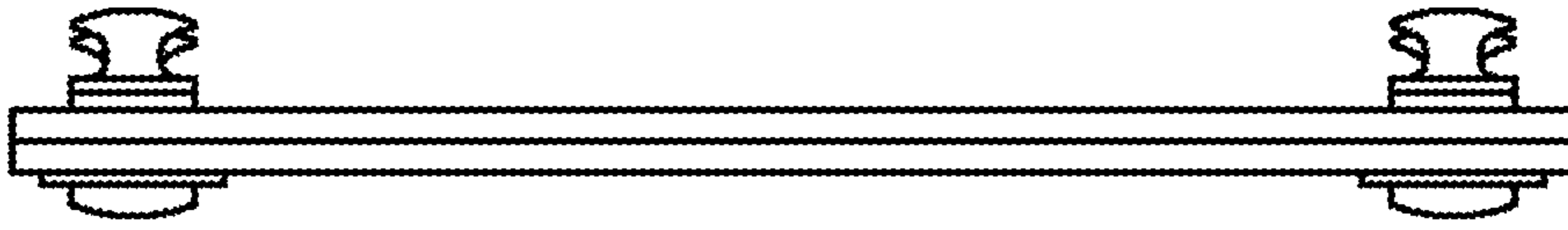


FIG. 11

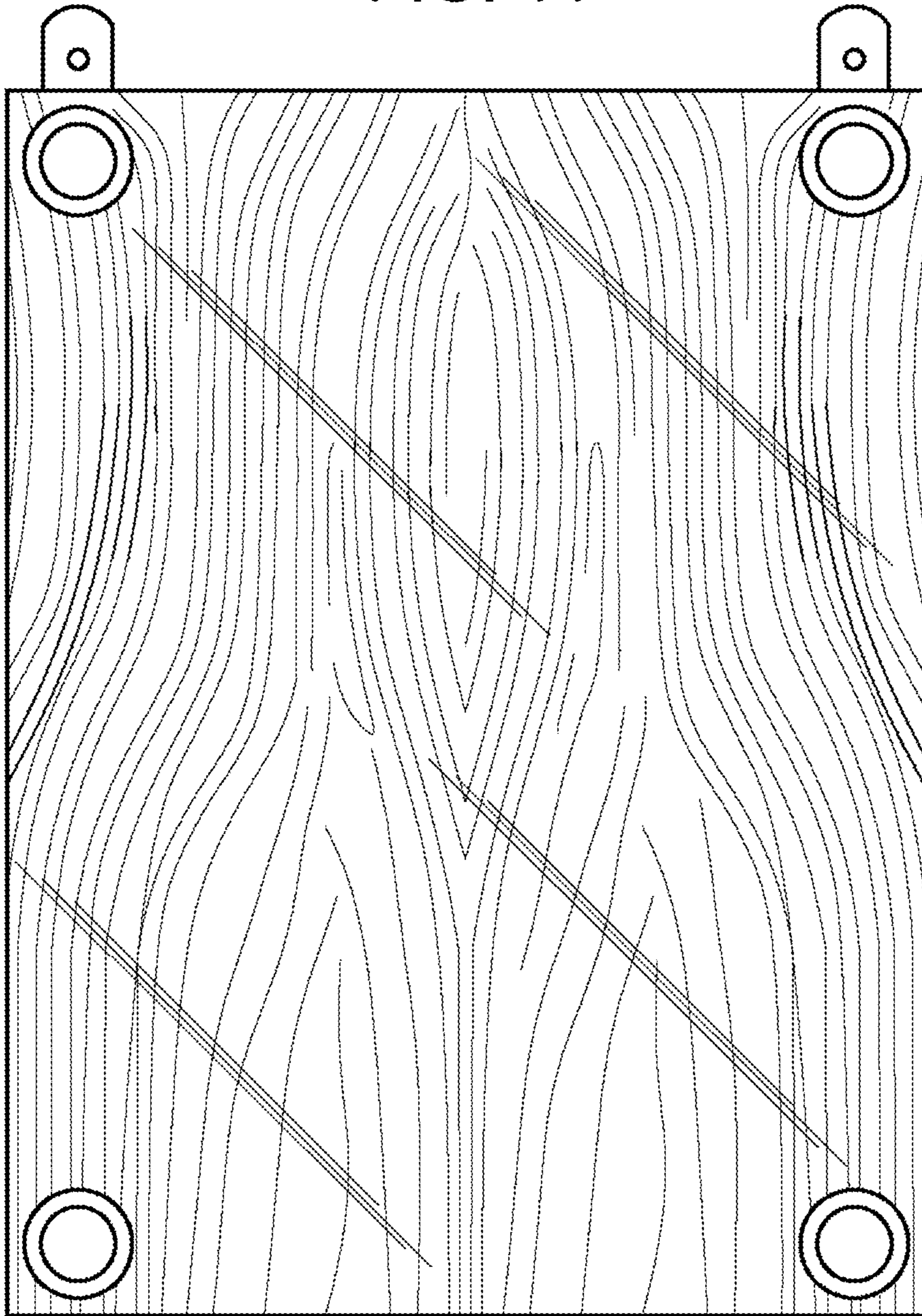


FIG. 12




FIG. 14




FIG. 13

