



US00D829414S

(12) **United States Design Patent**
Dyson

(10) **Patent No.:** **US D829,414 S**

(45) **Date of Patent:** **** Oct. 2, 2018**

(54) **NURSING COVER WITH BURP CLOTH**

(71) Applicant: **Justin Dyson**, Lavon, TX (US)

(72) Inventor: **Justin Dyson**, Lavon, TX (US)

(**) Term: **15 Years**

(21) Appl. No.: **29/600,838**

(22) Filed: **Apr. 17, 2017**

(51) **LOC (11) Cl.** **02-02**

(52) **U.S. Cl.**
USPC **D2/860**

(58) **Field of Classification Search**
USPC D2/728, 823, 828, 860, 861, 864;
D24/128

CPC A41D 1/215; A41D 13/04; A41B 13/10;
A41B 13/103; A41B 2400/52; A41F
1/008

See application file for complete search history.

(56) **References Cited**

U.S. PATENT DOCUMENTS

- 2,244,656 A * 6/1941 Asch A41B 13/10
2/49.2
- 4,134,152 A * 1/1979 Pierre A41D 13/04
2/51
- 4,186,443 A * 2/1980 Britzman A41B 13/10
2/49.1
- 4,231,119 A * 11/1980 Quinn A41D 13/04
2/48
- 4,646,365 A * 3/1987 Suprise A41B 13/10
2/49.2
- D303,995 S * 10/1989 Dameron D2/728
- D310,288 S * 9/1990 Larsch D2/728
- 5,893,171 A * 4/1999 Ries A41D 1/215
2/48
- D499,530 S * 12/2004 Mintz D2/860
- 7,406,718 B2 * 8/2008 Ekelund A41D 1/215
2/104
- 7,409,727 B2 * 8/2008 Ekelund A41D 1/215
2/104

- 7,555,790 B2 * 7/2009 Ostrander A41D 1/205
2/104
- D612,584 S * 3/2010 Sloane D2/861
- D650,561 S * 12/2011 Thompson D2/861
- D653,334 S * 1/2012 Thompson D24/128
- D653,837 S * 2/2012 Corcino D2/864
- D662,287 S * 6/2012 Merritt D2/861
- D679,484 S * 4/2013 Brown D2/823
- 8,671,465 B2 * 3/2014 Armstrong A41D 1/215
2/104

(Continued)

Primary Examiner — Kevin K Rudzinski

Assistant Examiner — Paul D Bohannon

(74) *Attorney, Agent, or Firm* — Eric Hanscom

(57) **CLAIM**

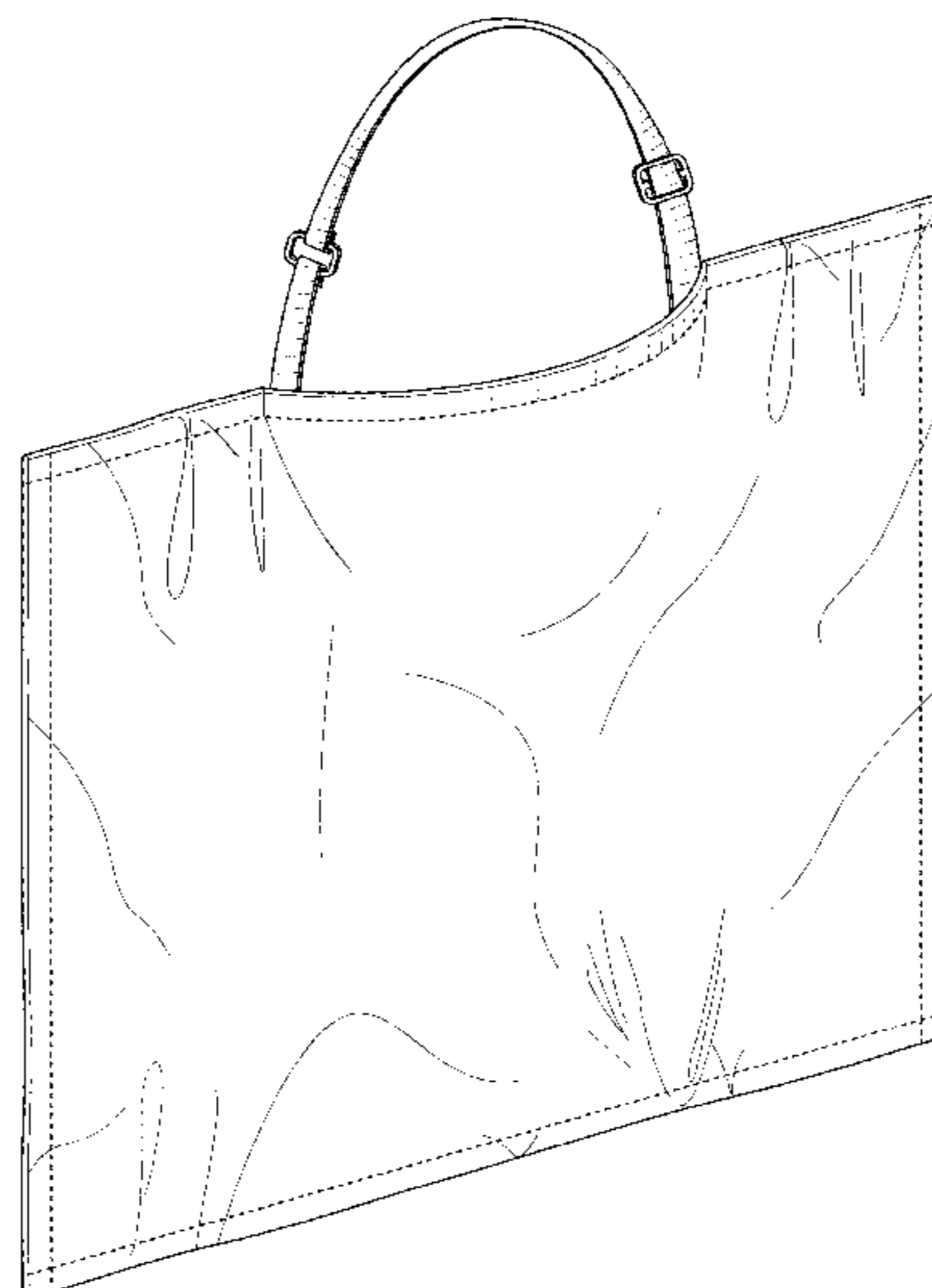
The ornamental design for a nursing cover with burp cloth, as shown and described.

DESCRIPTION

FIG. 1 is a perspective view of a nursing cover with burp cloth showing my new design;
 FIG. 2 is a front view thereof;
 FIG. 3 is a back view thereof, with different shading showing the panel of the invention showing the shape of the burp cloth;
 FIG. 4 is a left-side view thereof;
 FIG. 5 is a right-side view thereof;
 FIG. 6 is a top view thereof;
 FIG. 7 is a bottom view thereof;
 FIG. 8 is a perspective view of the invention being used as a modesty cover showing the front of the invention; and,
 FIG. 9 is a perspective view of the invention with the back section partially folded up, exposing only part of the back section.

The broken lines shown in the drawings are included for the purpose of illustrating environmental structure and form no part of the claimed design.

1 Claim, 7 Drawing Sheets



(56)

References Cited

U.S. PATENT DOCUMENTS

8,683,614 B2 * 4/2014 Leung A41B 13/10
2/46
D718,020 S * 11/2014 Bonner D2/861
8,990,968 B2 * 3/2015 Garegnani A41D 1/215
2/104
D726,395 S * 4/2015 Lewis D2/864
D737,546 S * 9/2015 Sewall D2/861
9,144,478 B2 * 9/2015 Vartanian A61C 19/00
D764,759 S * 8/2016 Hilaire D2/823
D770,729 S * 11/2016 Page D2/823
9,968,148 B2 * 5/2018 Gibbons A41D 1/215

* cited by examiner

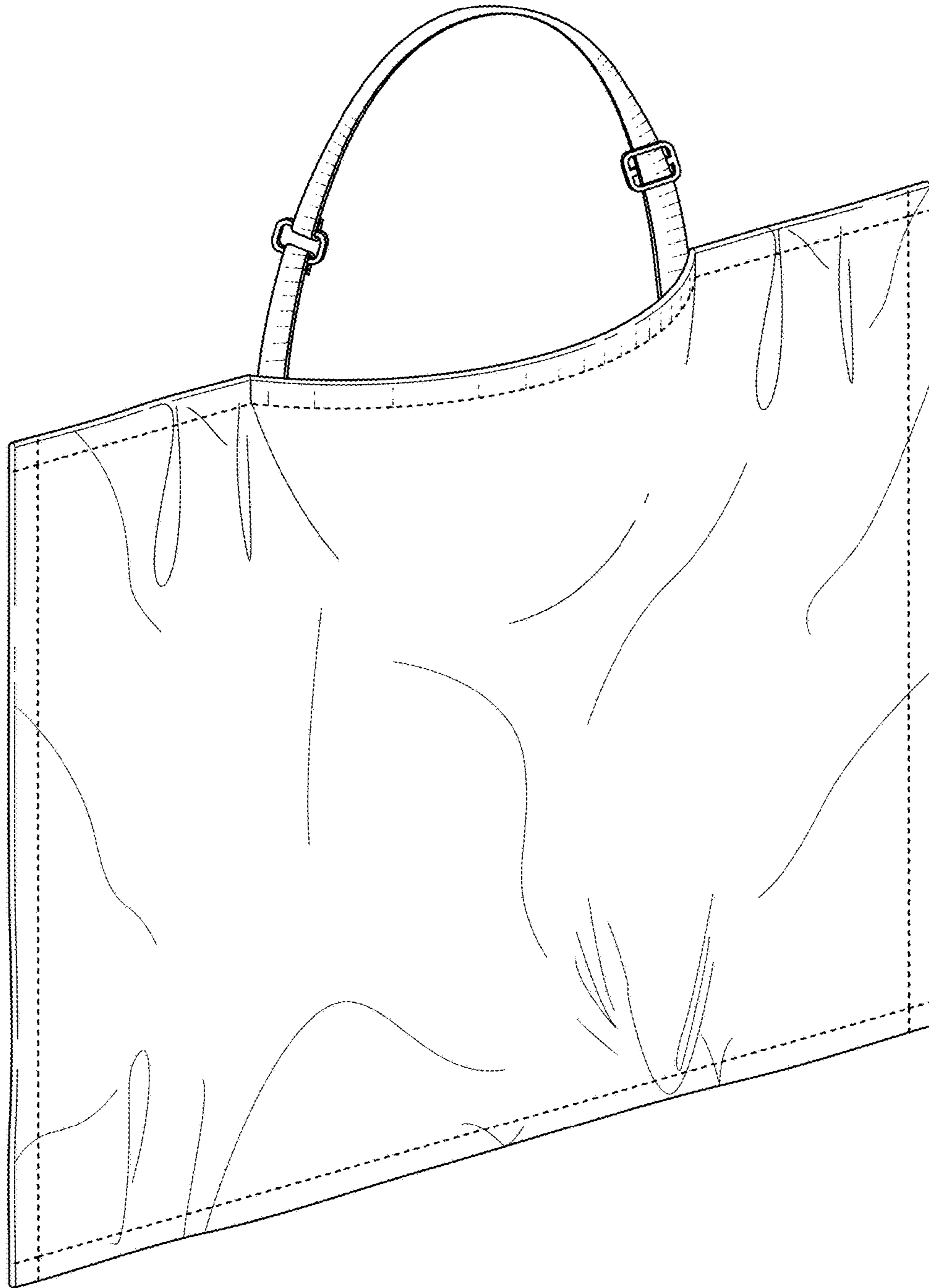


FIG. 1

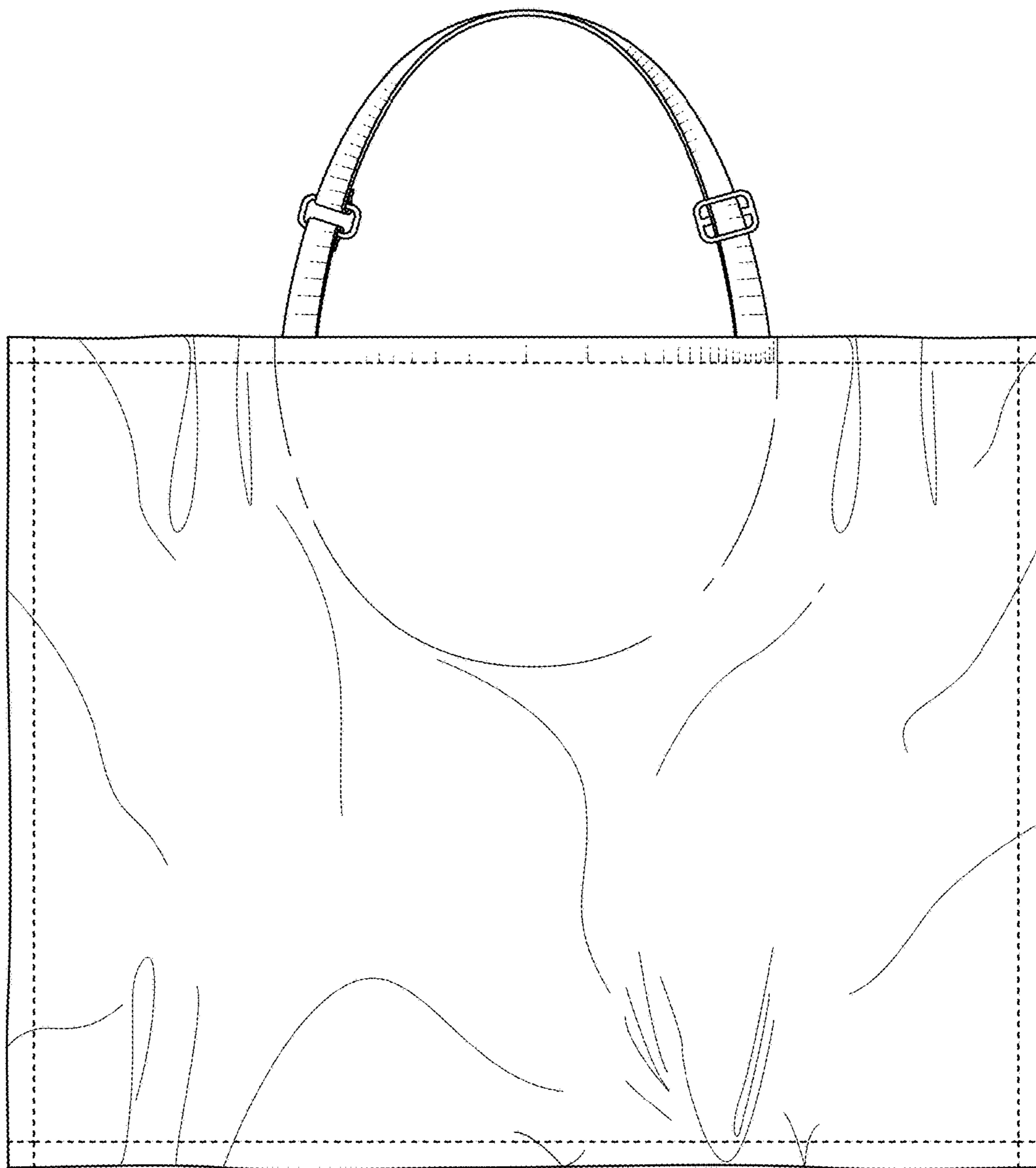


FIG. 2

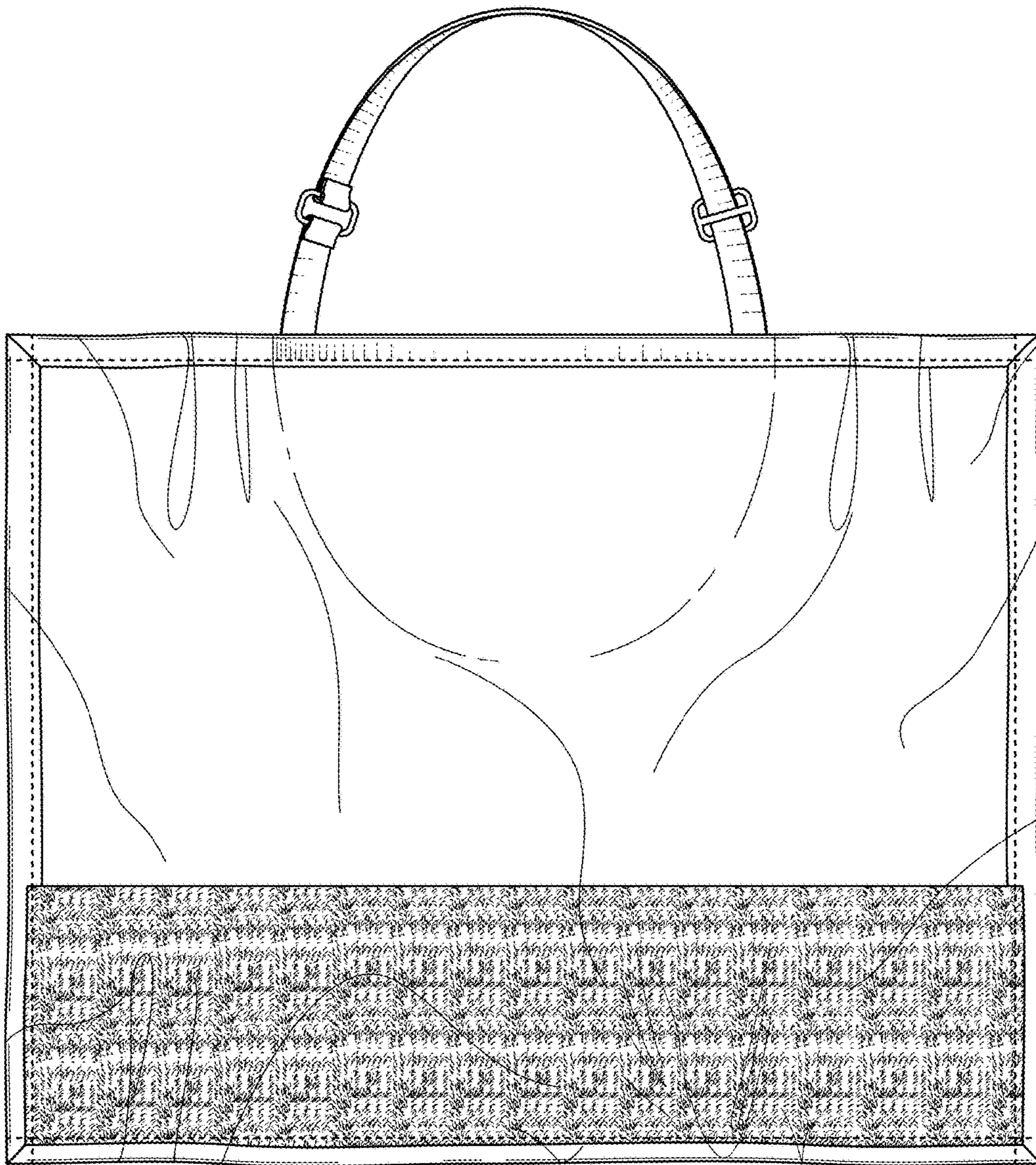


FIG. 3




FIG. 4




FIG. 5

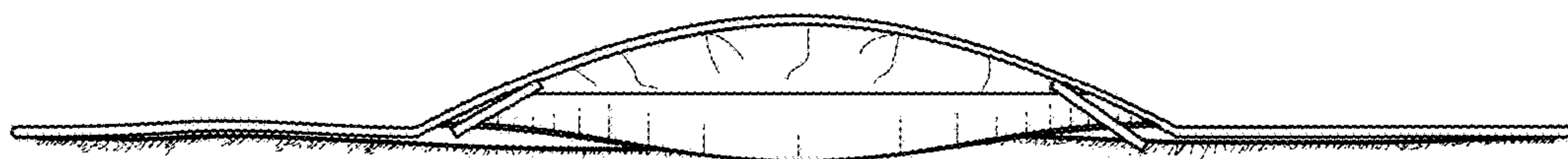


FIG. 6



FIG. 7




FIG. 8




FIG. 9