



US00D829396S

(12) **United States Design Patent** (10) **Patent No.:** **US D829,396 S**
Shin (45) **Date of Patent:** **** Sep. 25, 2018**

(54) **CHANGING HOLDER FOR VACUUM CLEANER**

(71) Applicant: **LG ELECTRONICS INC.**, Seoul (KR)

(72) Inventor: **Mijoo Shin**, Seoul (KR)

(73) Assignee: **LG ELECTRONICS INC.**, Seoul (KR)

(**) Term: **15 Years**

(21) Appl. No.: **35/502,084**

(22) Filed: **Jun. 10, 2016**

(80) **Hague Agreement Data**

Int. Filing Date: **Jun. 10, 2016**
Int. Reg. No.: **DM/091309**
Int. Reg. Date: **Jun. 10, 2016**
Int. Reg. Pub. Date: **Dec. 16, 2016**

(30) **Foreign Application Priority Data**

Dec. 14, 2015 (KR) 30-2015-0063700

(51) **LOC (11) Cl.** **15-05**

(52) **U.S. Cl.**

USPC **D32/22**

CPC **A47L 5/225** (2013.01)

(58) **Field of Classification Search**

USPC D32/17, 18, 21, 22, 31, 34

CPC A47L 5/24; A47L 5/28; A47L 5/34; A47L 5/362; A47L 5/36; A47L 11/34; A47L 9/325; A47L 9/20; A47L 9/02; A47L 9/32; A47L 9/322; A47L 9/327; A47L 7/0038

See application file for complete search history.

(56) **References Cited**

U.S. PATENT DOCUMENTS

D307,656 S * 5/1990 Yuen D32/22
D307,657 S * 5/1990 Li 15/329

D418,266 S * 12/1999 Medema D32/22
D437,666 S * 2/2001 Park D32/22
D483,160 S * 12/2003 Houghton D32/18
D510,162 S * 9/2005 Ma D32/18
D545,011 S * 6/2007 Ågren D32/22
D564,156 S * 3/2008 Ågren D32/31
D565,814 S * 4/2008 Ågren D32/22
D565,816 S * 4/2008 Agren D32/22
D574,563 S * 8/2008 Fjellman D32/22
D582,111 S * 12/2008 Ågren D32/22
D613,469 S * 4/2010 Agren D32/22
D636,954 S * 4/2011 Liu D32/22
D643,980 S * 8/2011 Kim D32/22
8,151,411 B2 * 4/2012 Beskow A47L 5/225
15/143.1
D677,844 S * 3/2013 Nicora D32/22
D680,286 S * 4/2013 Gray D32/22
D728,176 S * 4/2015 Yu D32/22
D743,124 S * 11/2015 Gray D32/22

(Continued)

Primary Examiner — Richard E Chilcot
(74) *Attorney, Agent, or Firm* — Birch, Stewart, Kolasch & Birch, LLP


(57) **CLAIM**

The ornamental design for a charging holder for vacuum cleaner, as shown and described.

DESCRIPTION

1. Charging holder for vacuum cleaner
1.1 is a perspective view of a Charging Holder for Vacuum Cleaner, showing our new design;
1.2 is a front elevation view thereof;
1.3 is a rear elevation view thereof;
1.4 is a left-side elevation view thereof;
1.5 is a right-side elevation view thereof;
1.6 is a top plan view thereof;
1.7 is a bottom plan view thereof; and
1.8 is another perspective view thereof, in a use condition. The broken lines shown in figure 1.8 are for the purpose of illustrating environmental structure and form no part of the claimed design.

1 Claim, 8 Drawing Sheets



(56)

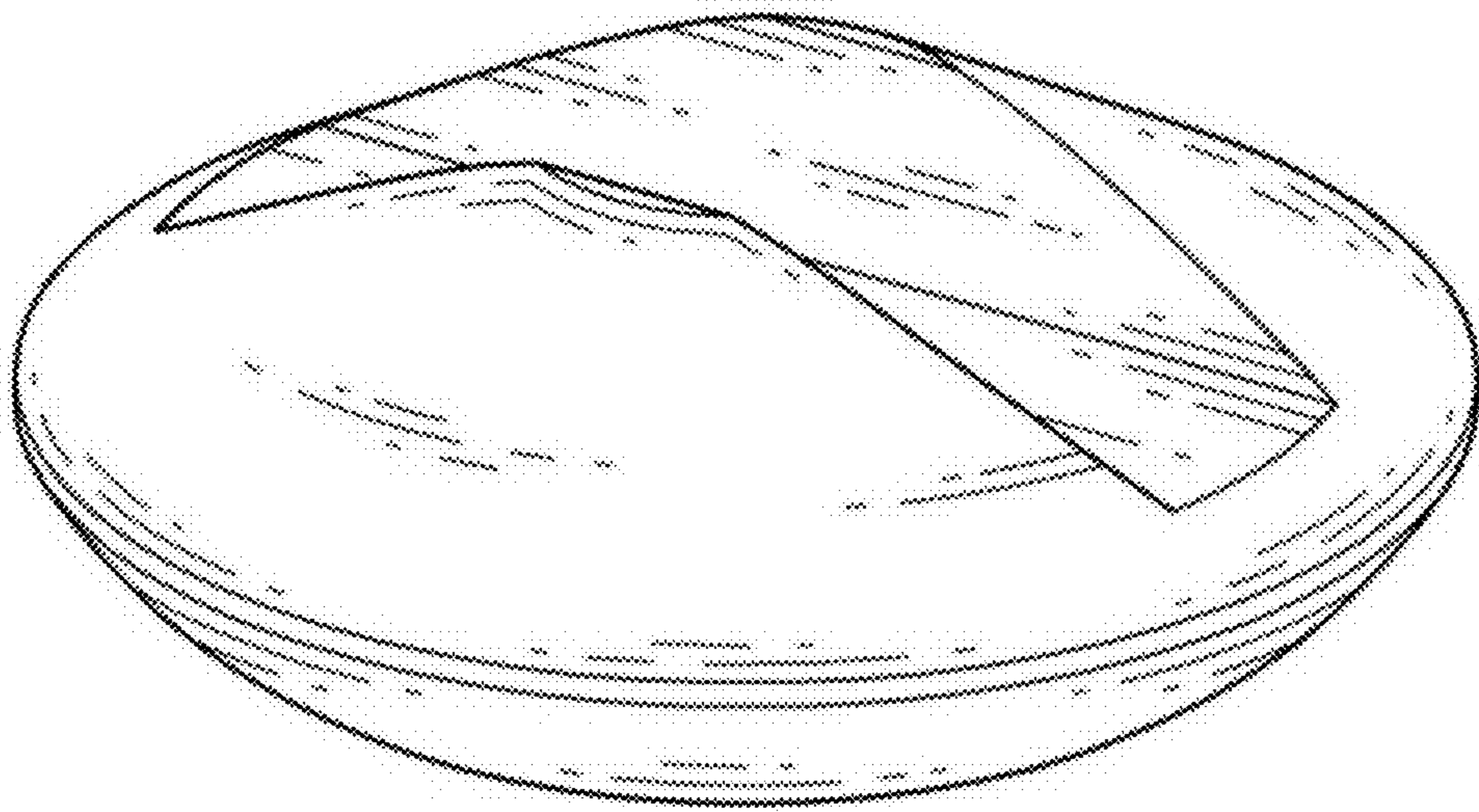
References Cited

U.S. PATENT DOCUMENTS

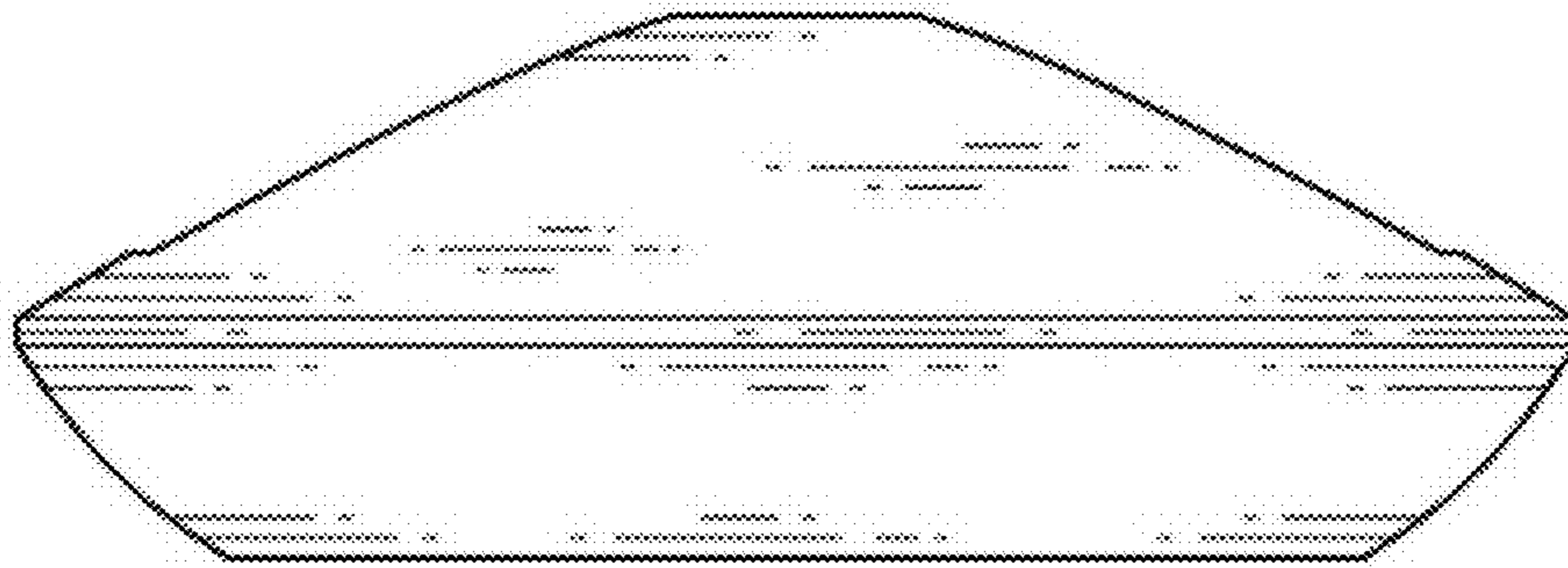
9,178,255 B2 * 11/2015 Kumar H01M 10/056
9,282,858 B2 * 3/2016 Lee A47L 5/225
D759,920 S * 6/2016 Gray D32/31
D767,222 S * 9/2016 Houghton D32/31
D776,888 S * 1/2017 Gu D32/22
D781,513 S * 3/2017 Fudetani D32/22
D784,635 S * 4/2017 Xiao D32/22
D794,268 S * 8/2017 Minamide D32/22
D796,129 S * 8/2017 Jang D32/22
D804,117 S * 11/2017 Kim D32/22
2007/0136984 A1 * 6/2007 Hsu A47L 5/225
15/339
2007/0271724 A1 * 11/2007 Hakan A47L 5/225
15/329
2015/0067981 A1 * 3/2015 Faremo A47L 5/28
15/354

* cited by examiner

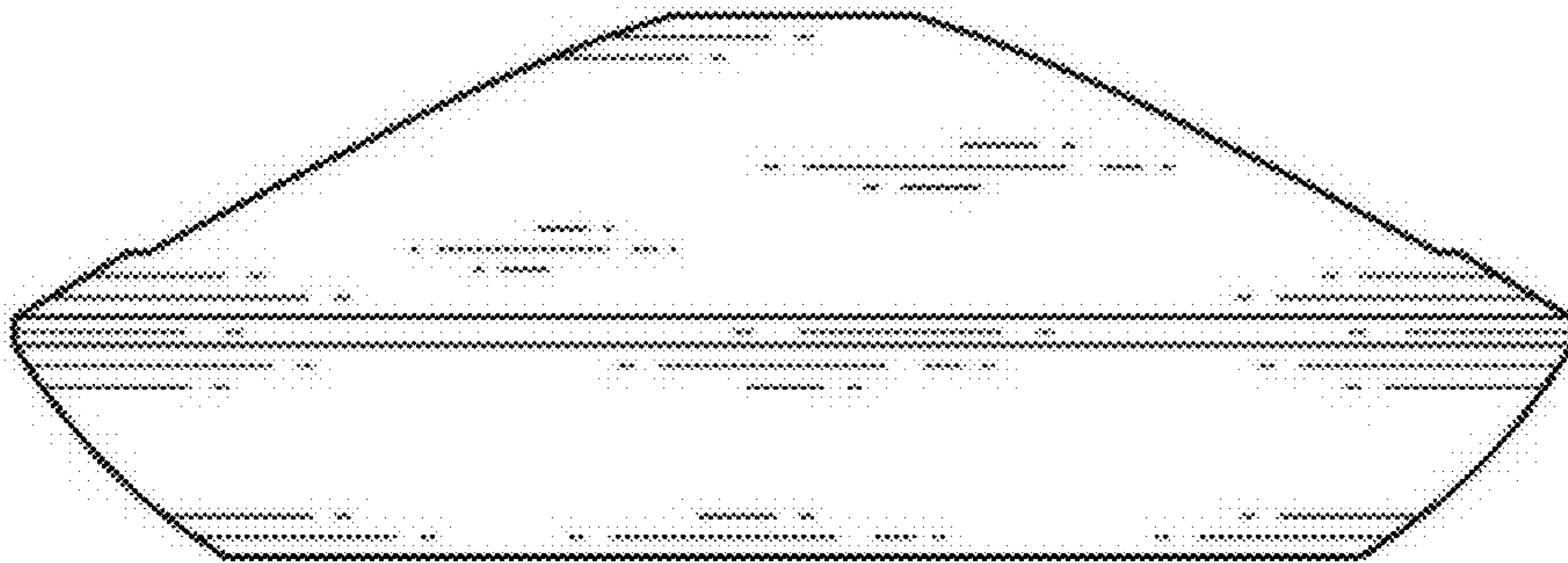
1.1



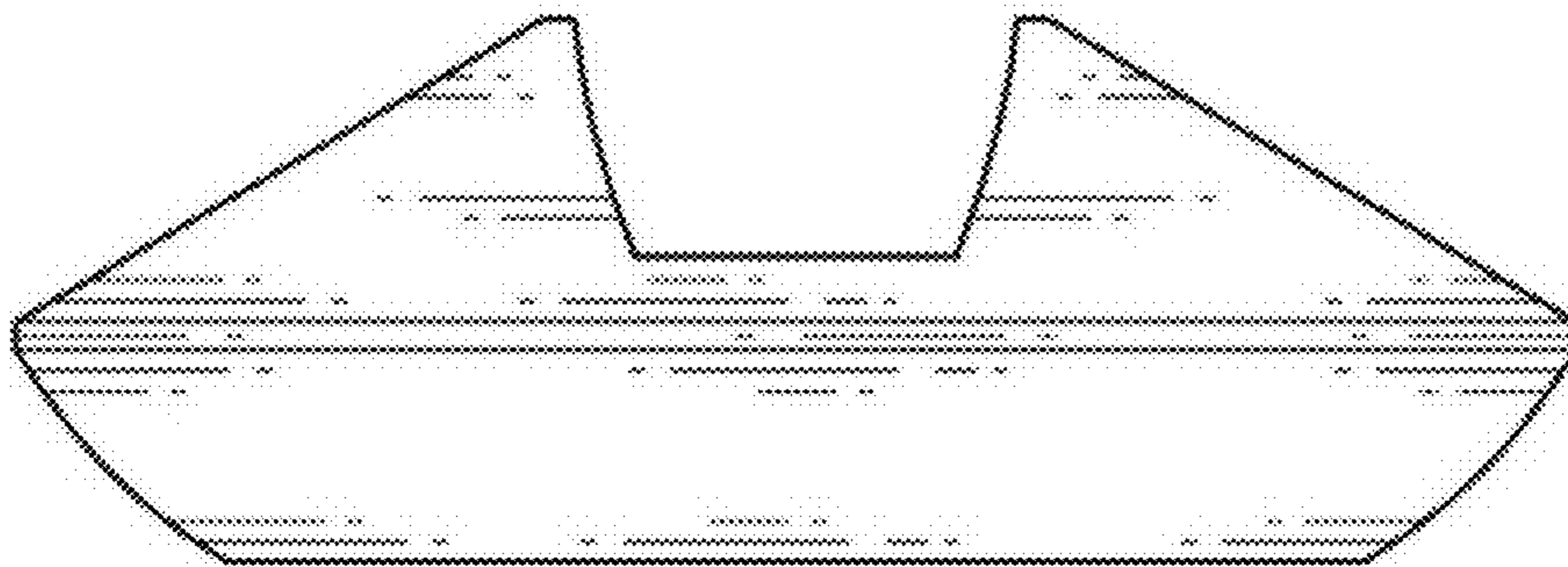
1.2



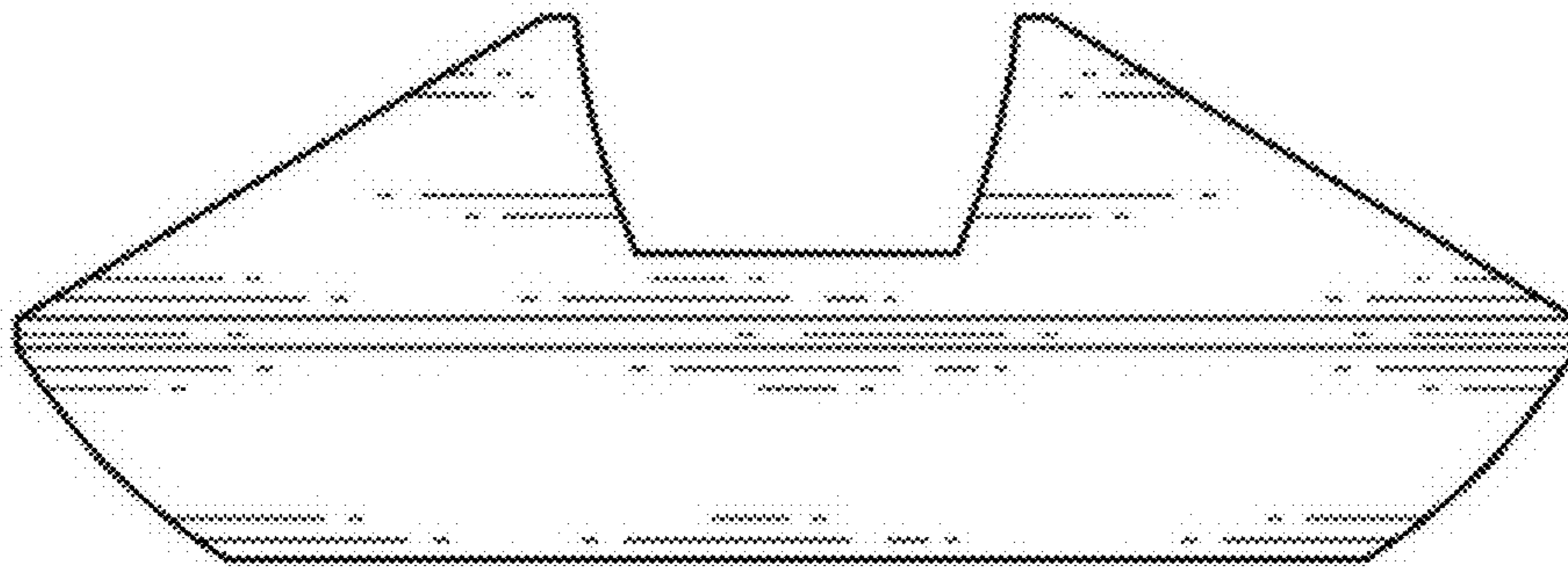
1.3



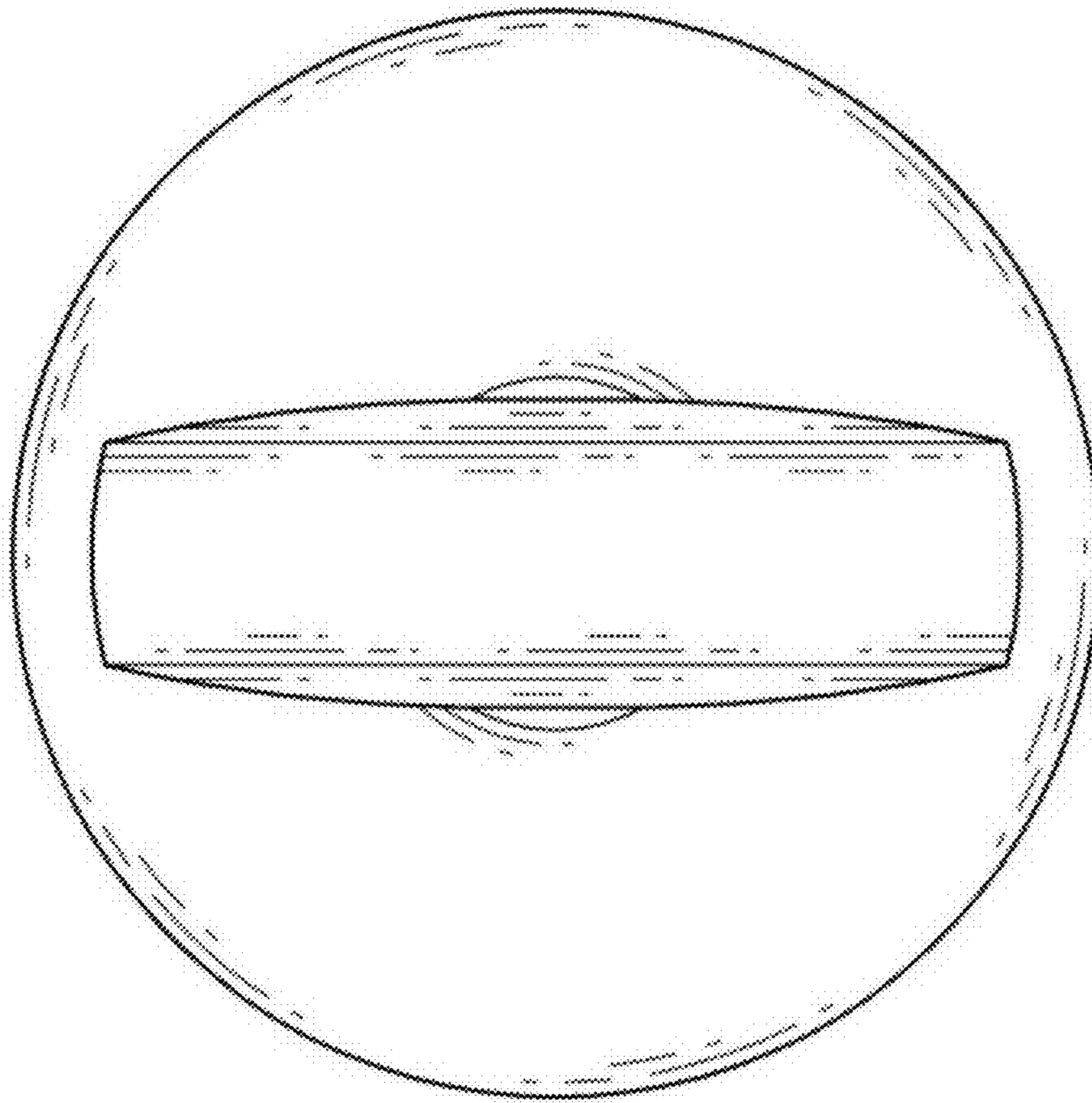
1.4



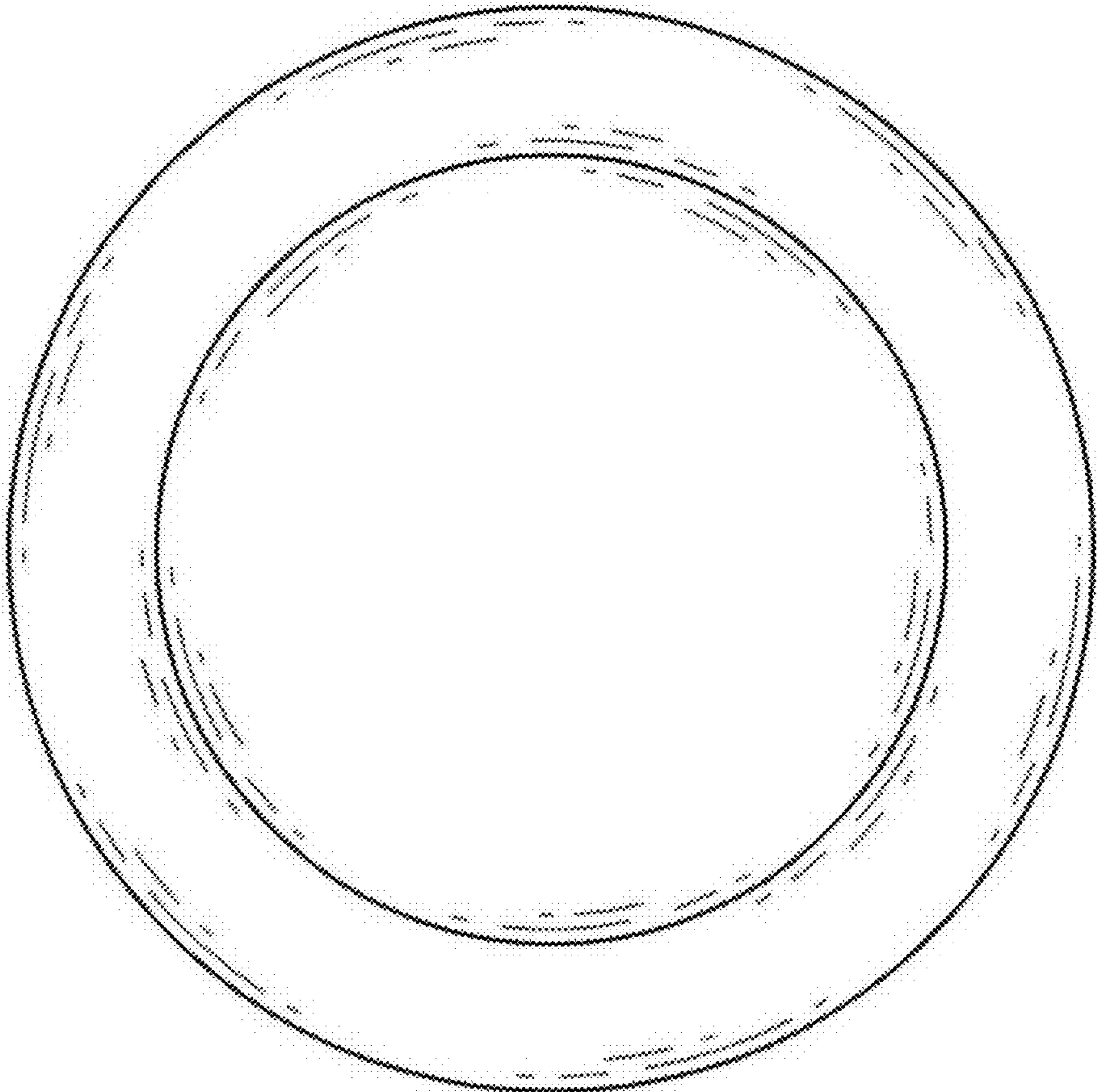
1.5



1.6



1.7



1.8

