



US00D829334S

(12) **United States Design Patent** (10) **Patent No.:** **US D829,334 S**  
**Hardof** (45) **Date of Patent:** **\*\* Sep. 25, 2018**

(54) **MASSAGE BALL WITH A MOUNT FOR A SURFACE**

(71) Applicant: **Solar Wholesale, LLC**, Bergenfield, NJ (US)

(72) Inventor: **Waiquan L. Hardof**, Nanuet, NY (US)

(73) Assignee: **Solar Wholesale, LLC**, Bergenfield, NJ (US)

(\*\*) Term: **15 Years**

(21) Appl. No.: **29/647,951**

(22) Filed: **May 17, 2018**

(51) **LOC (11) Cl.** ..... **28-03**

(52) **U.S. Cl.**  
USPC ..... **D24/211**

(58) **Field of Classification Search**  
USPC ..... D24/200, 211, 212, 213, 214, 215;  
601/19, 22, 40, 46, 52, 63, 99, 110–113,  
601/118, 119, 120, 125, DIG. 12,  
601/DIG. 14, DIG. 15, DIG. 16, DIG. 17  
CPC ..... A61H 1/00; A61H 2015/0007; A61H  
2015/0014; A61H 2015/0042; A61H  
15/00; A61H 11/00; A61H 21/00; A61H  
37/00

See application file for complete search history.

(56) **References Cited**

U.S. PATENT DOCUMENTS

75,492 A *	3/1868	Varley	.....	H01B 11/12 174/32
1,267,270 A	5/1918	Rheinlander		
1,974,042 A	7/1930	Glennan		
1,947,042 A *	2/1934	Glennan	.....	A61H 15/02 401/174
2,510,399 A *	6/1950	Harris	.....	A61H 15/0092 601/131
2,797,685 A *	7/1957	Packwood	.....	A61H 15/0092 401/212

(Continued)

OTHER PUBLICATIONS

Amazon.com product listing ASIN B076NGMDM3; Accessed May 17, 2018.

(Continued)

*Primary Examiner* — Sandra Snapp

(74) *Attorney, Agent, or Firm* — Fortunato IP Law, LLC

(57) **CLAIM**

The ornamental design for a massage ball with a mount for a surface, as shown and described.

**DESCRIPTION**

FIG. 1 is a perspective view of a massage ball with a mount for a surface in accordance with a first embodiment of the present invention;

FIG. 2 is a left side view of the first embodiment of the present invention;

FIG. 3 is a top view of the first embodiment of the present invention;

FIG. 4 is a right side view of the first embodiment of the present invention;

FIG. 5 is a bottom view of the first embodiment of the present invention;

FIG. 6 is a perspective view of a massage ball with a mount for a surface in accordance with a second embodiment of the present invention;

FIG. 7 is a left side view of the second embodiment of the present invention;

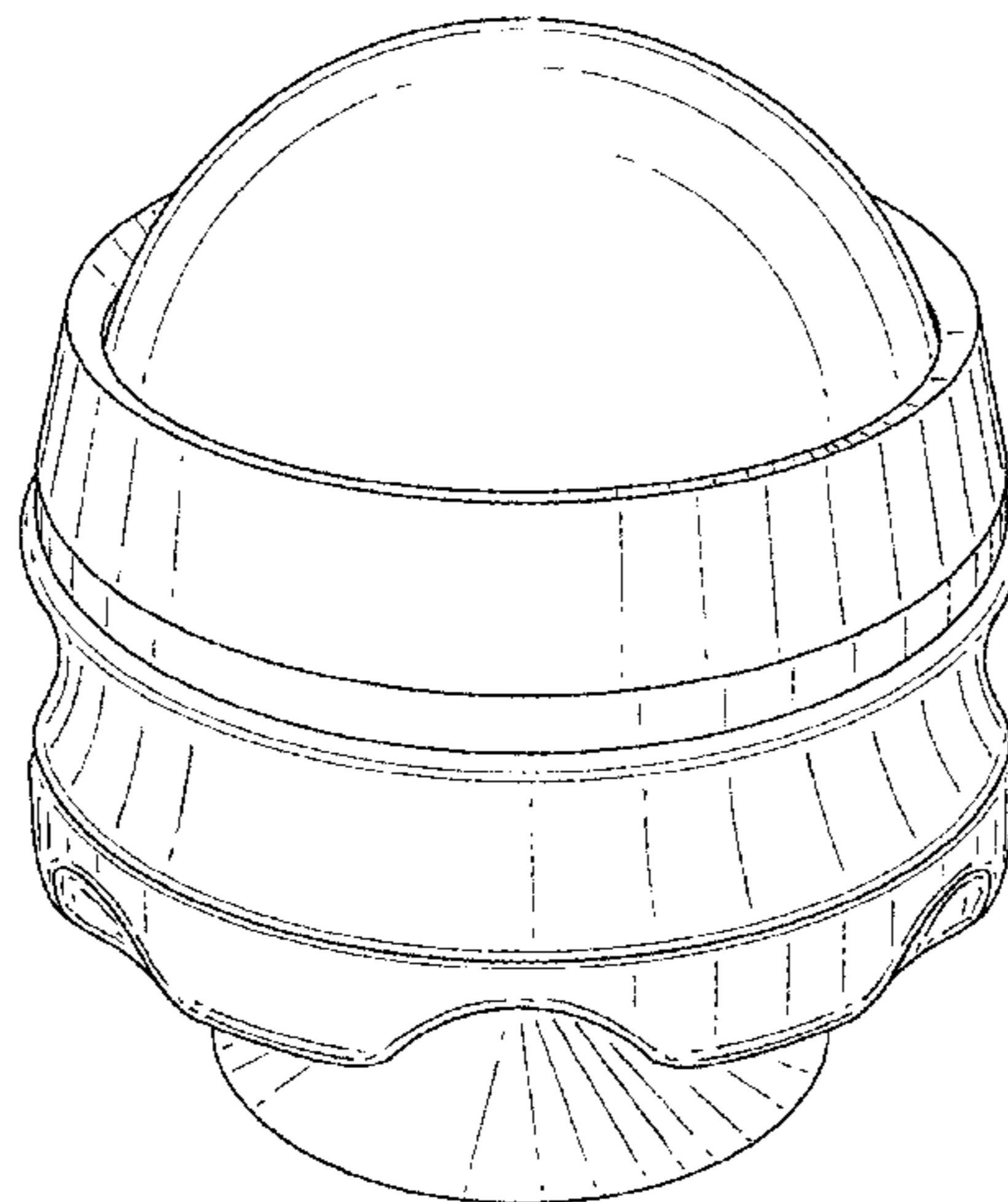
FIG. 8 is a top view of the second embodiment of the present invention;

FIG. 9 is a right side view of the second embodiment of the present invention; and,

FIG. 10 is a bottom view of the second embodiment of the present invention.

The broken lines in the Figures are included for illustration purposes only, and form no part of the claimed design.

**1 Claim, 6 Drawing Sheets**



(56)

References Cited

U.S. PATENT DOCUMENTS

D362,074 S 9/1995 Brown  
 D371,735 S 7/1996 Motta  
 D378,539 S 3/1997 Scott  
 D403,076 S \* 12/1998 York ..... D24/214  
 6,093,159 A \* 7/2000 Racoosin ..... A61H 15/0092  
 601/118  
 6,053,464 A 8/2000 Cardarelli  
 D454,644 S \* 3/2002 York ..... D24/214  
 D469,880 S 2/2003 York  
 D502,264 S 2/2005 Timmer  
 D507,057 S 7/2005 Timmer  
 D535,752 S \* 1/2007 Smith ..... D24/214  
 7,207,957 B2 \* 4/2007 Szczepanski ..... A61H 15/0085  
 601/112  
 7,244,237 B2 \* 7/2007 Smith ..... A61H 15/02  
 601/15  
 D569,005 S \* 5/2008 York ..... D24/214  
 7,621,858 B2 \* 11/2009 Sheron ..... A63B 21/0618  
 482/129  
 D617,467 S \* 6/2010 Dworzan ..... D24/211  
 D691,279 S \* 10/2013 Hane-Karr ..... D24/211

D721,819 S \* 1/2015 Lethorn ..... D24/211  
 D726,028 S \* 4/2015 Thompson ..... D28/7  
 D762,309 S \* 7/2016 Cohen ..... D24/211  
 D765,873 S \* 9/2016 Hetzel ..... D24/214  
 D789,548 S \* 6/2017 Cheng ..... D24/211  
 D806,889 S \* 1/2018 Holland ..... D24/211  
 D822,221 S \* 7/2018 Huth ..... D24/211  
 2006/0161080 A1 \* 7/2006 Chen ..... A61H 7/003  
 601/131  
 2010/0087763 A1 \* 4/2010 Hane-Karr ..... A61H 7/007  
 601/137  
 2015/0223970 A1 \* 8/2015 Holland ..... A61F 7/10  
 601/19

OTHER PUBLICATIONS

Amazon.com product listing ASIN B007Z6D5SQ; Accessed May 17, 2018.  
 Amazon.com product listing ASIN B00BIYPEJ4; Accessed May 17, 2018.  
 Amazon.com product listing ASIN B01EKMN9LA; Accessed May 17, 2018.

\* cited by examiner

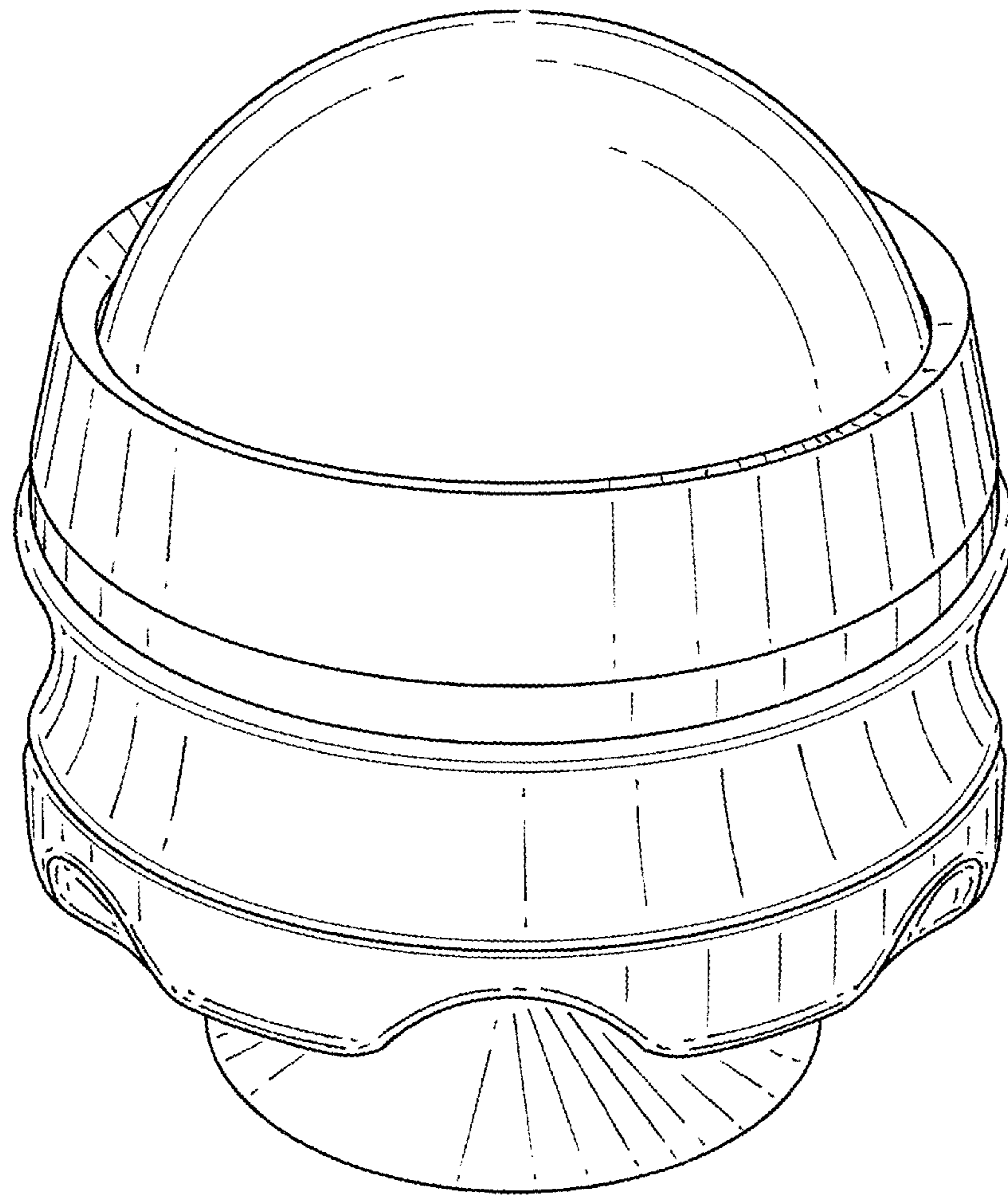


FIG. 1

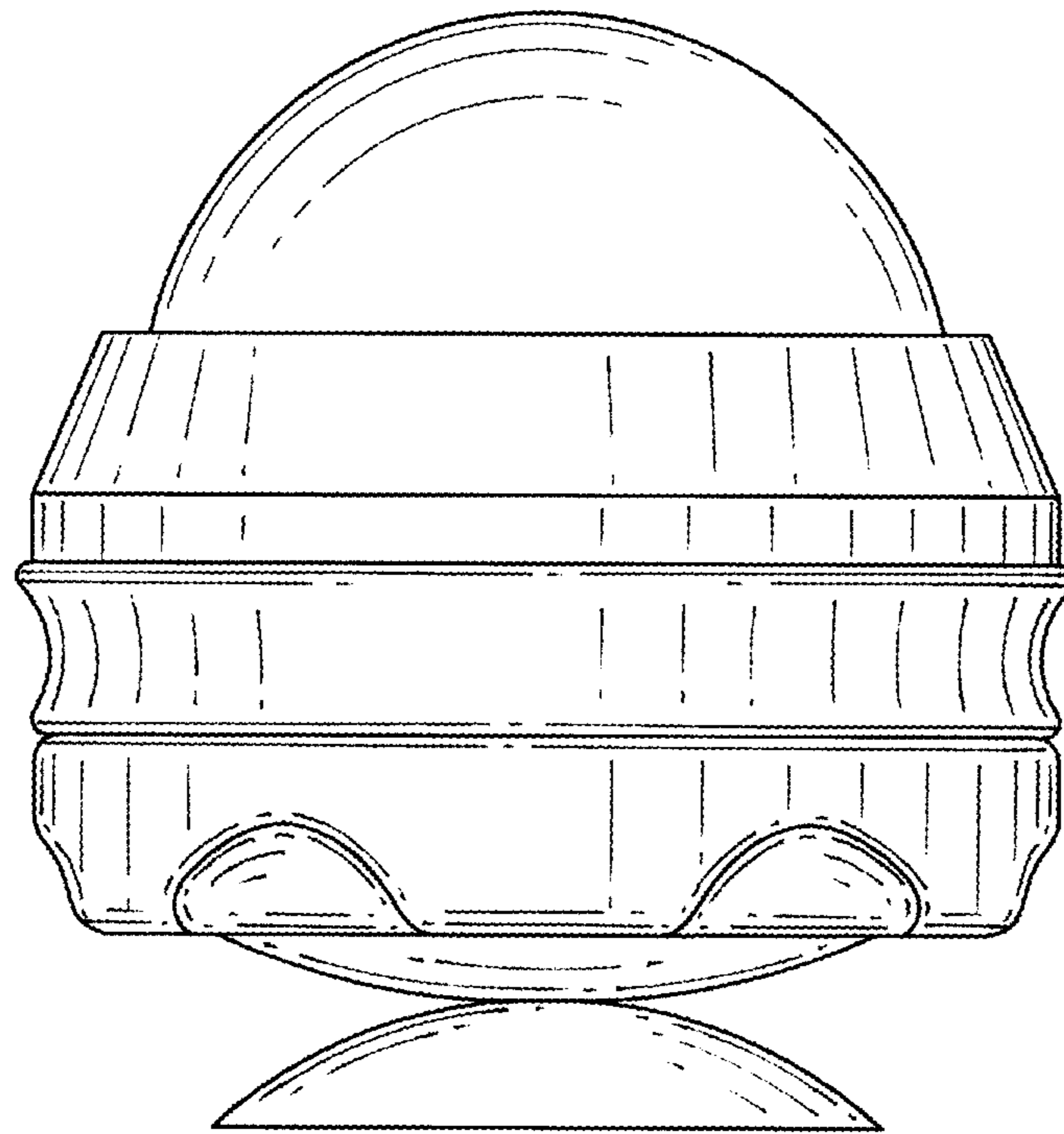


FIG. 2

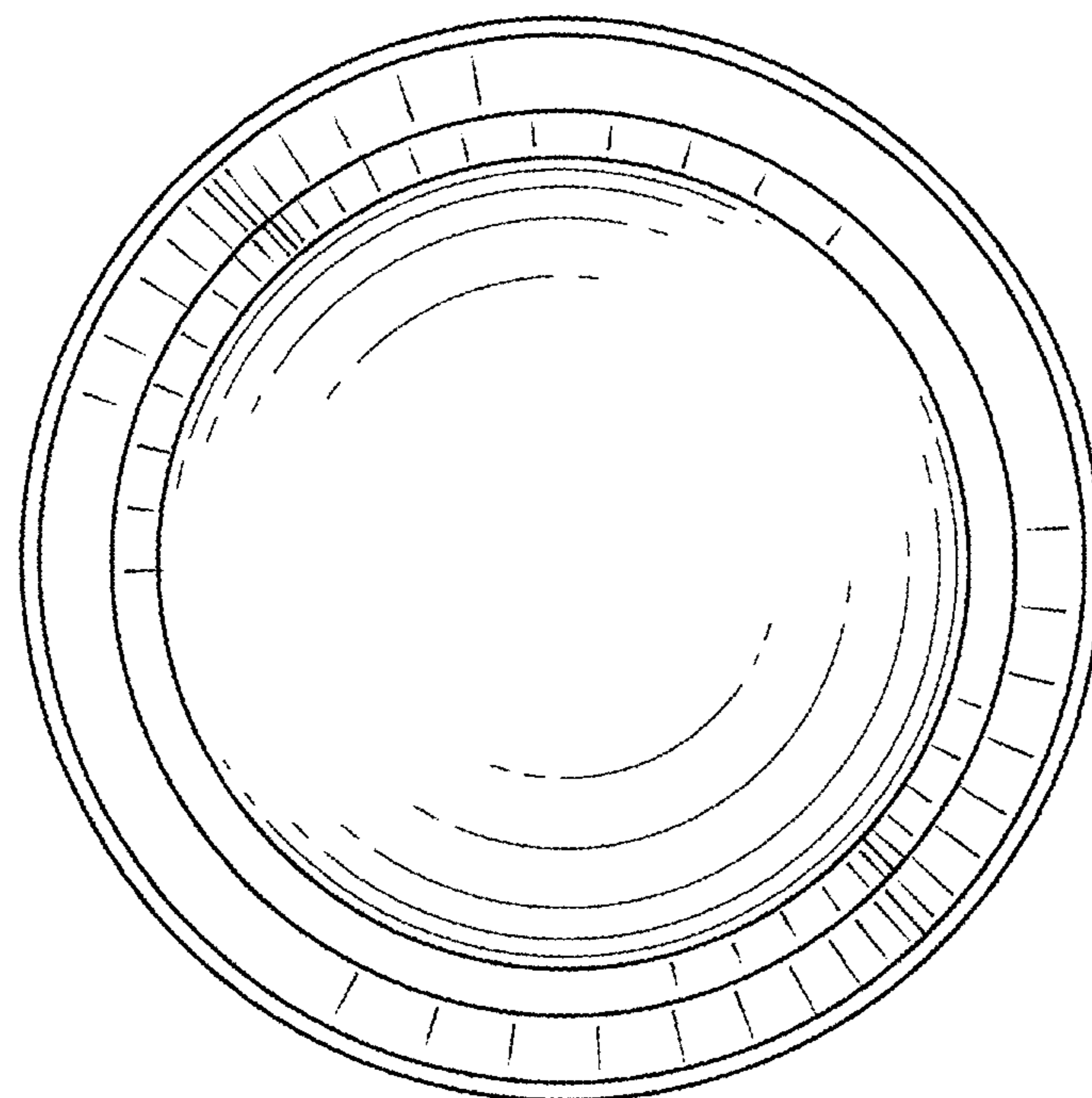


FIG. 3

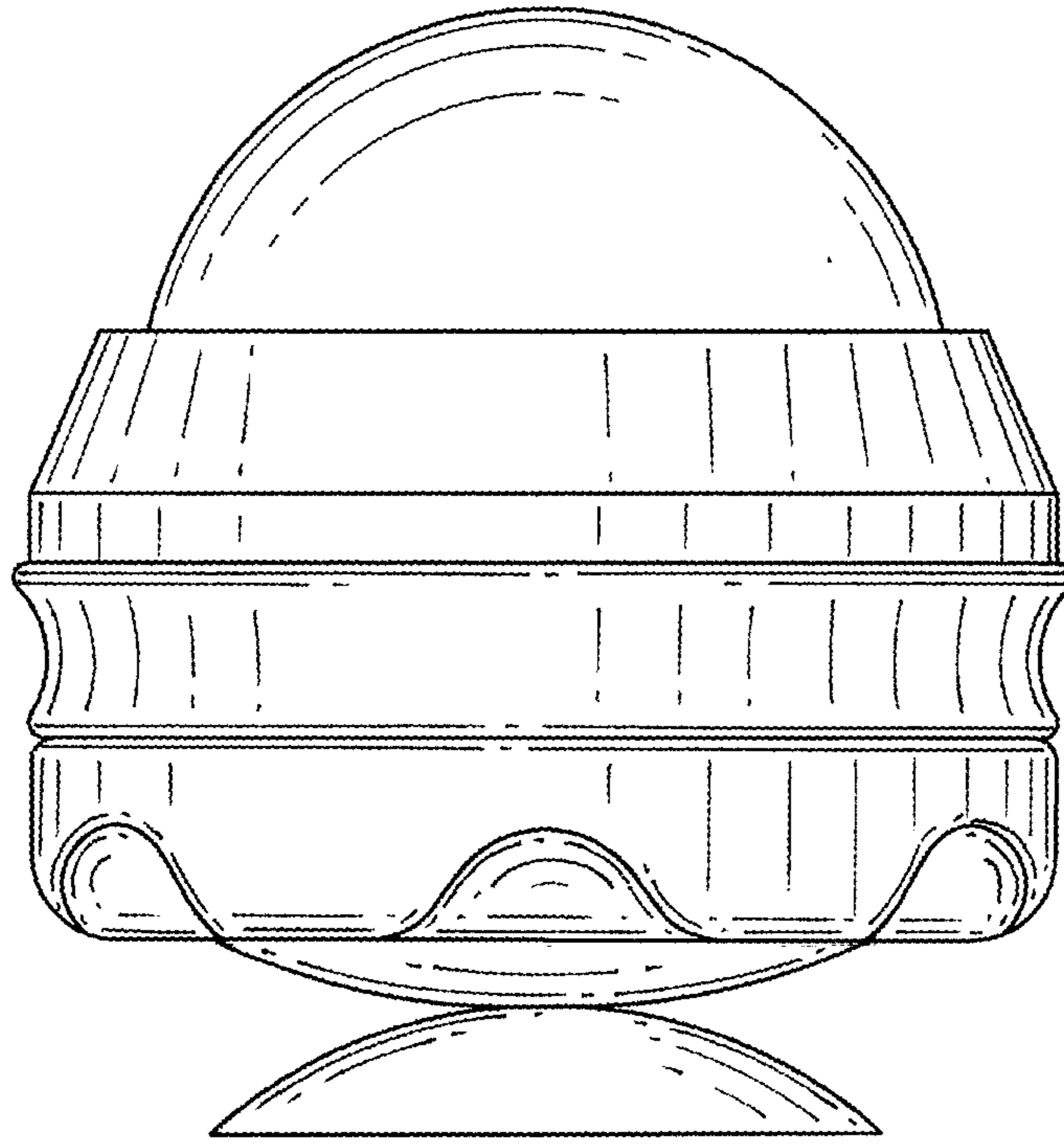


FIG. 4

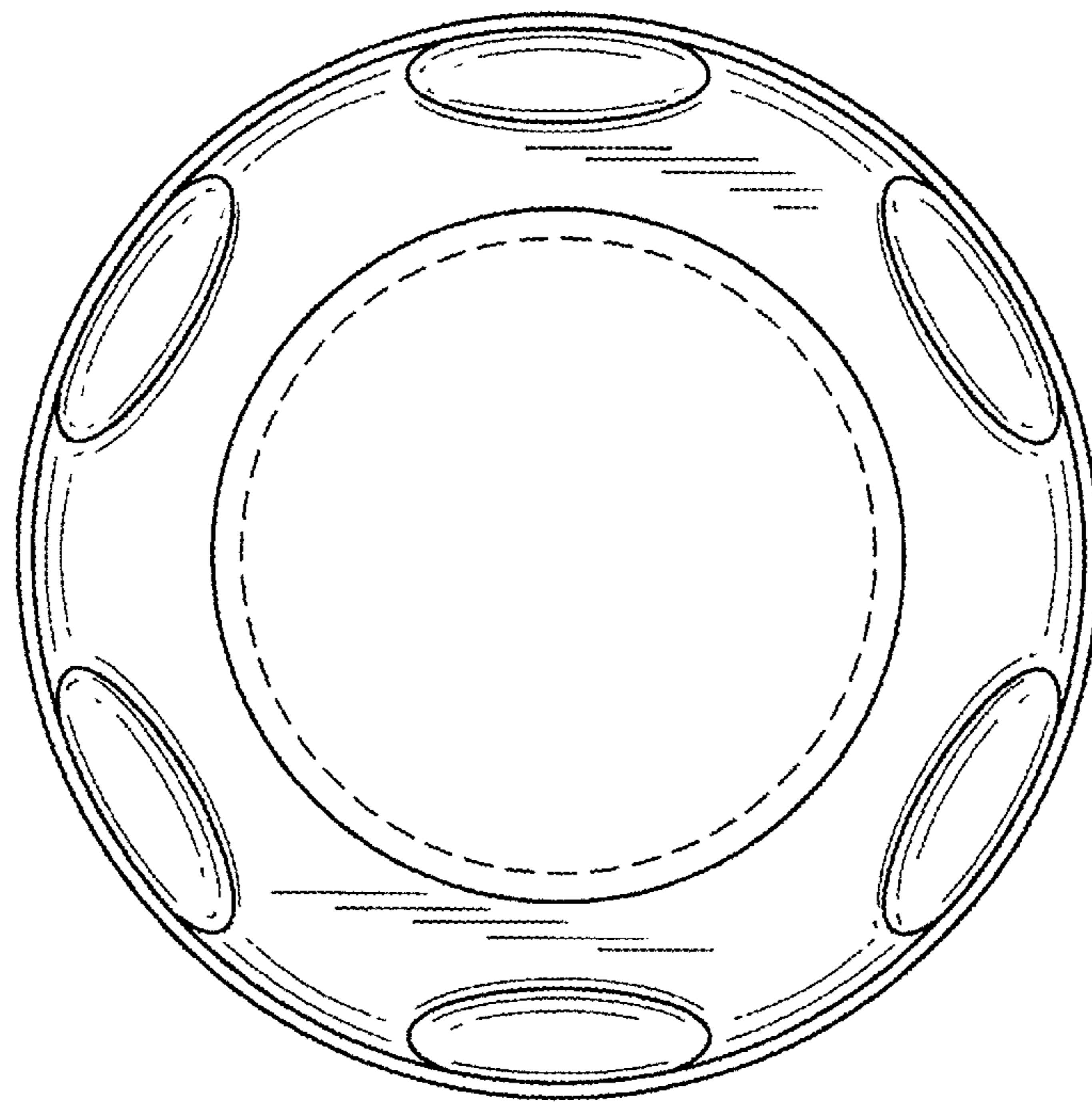


FIG. 5

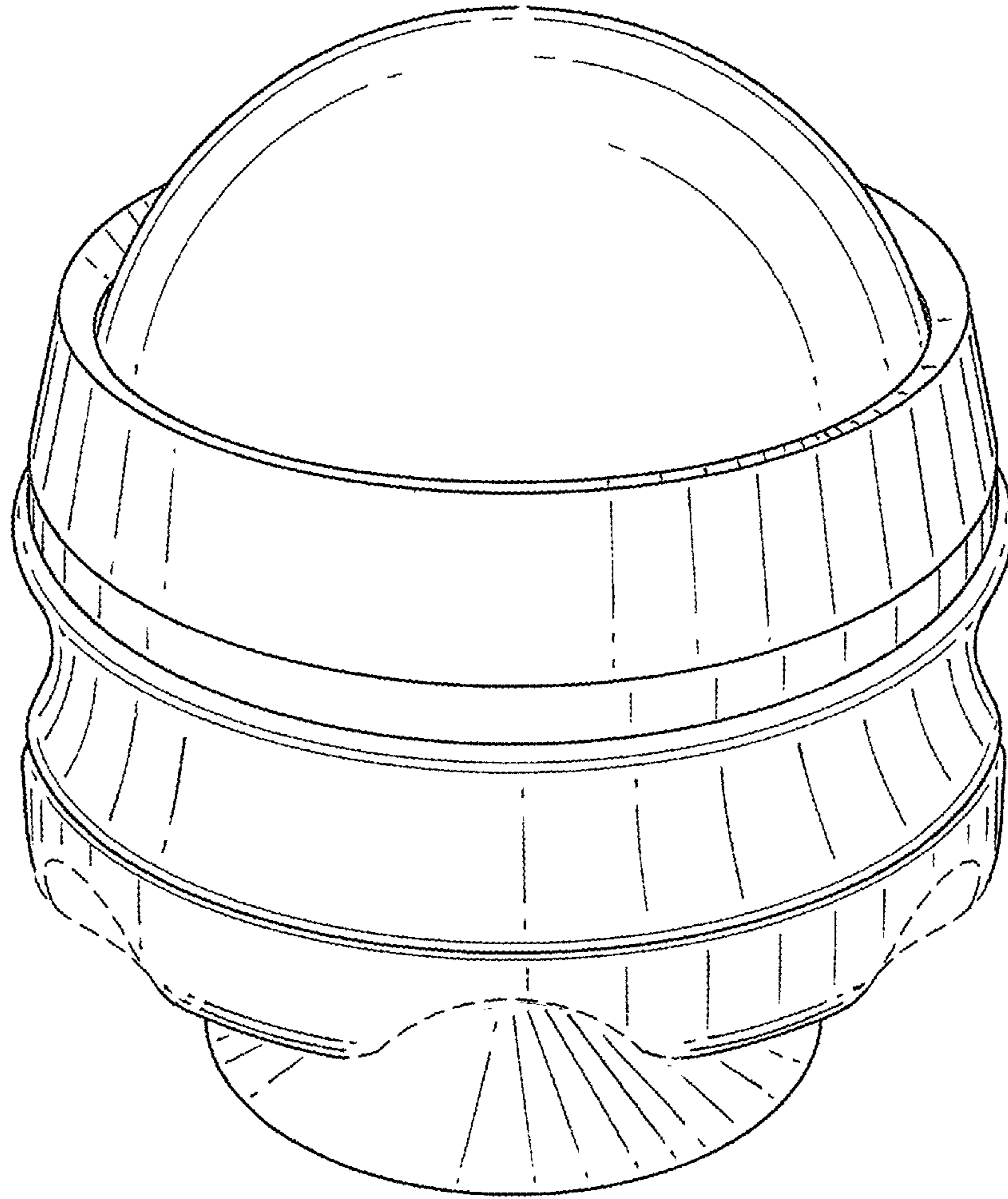
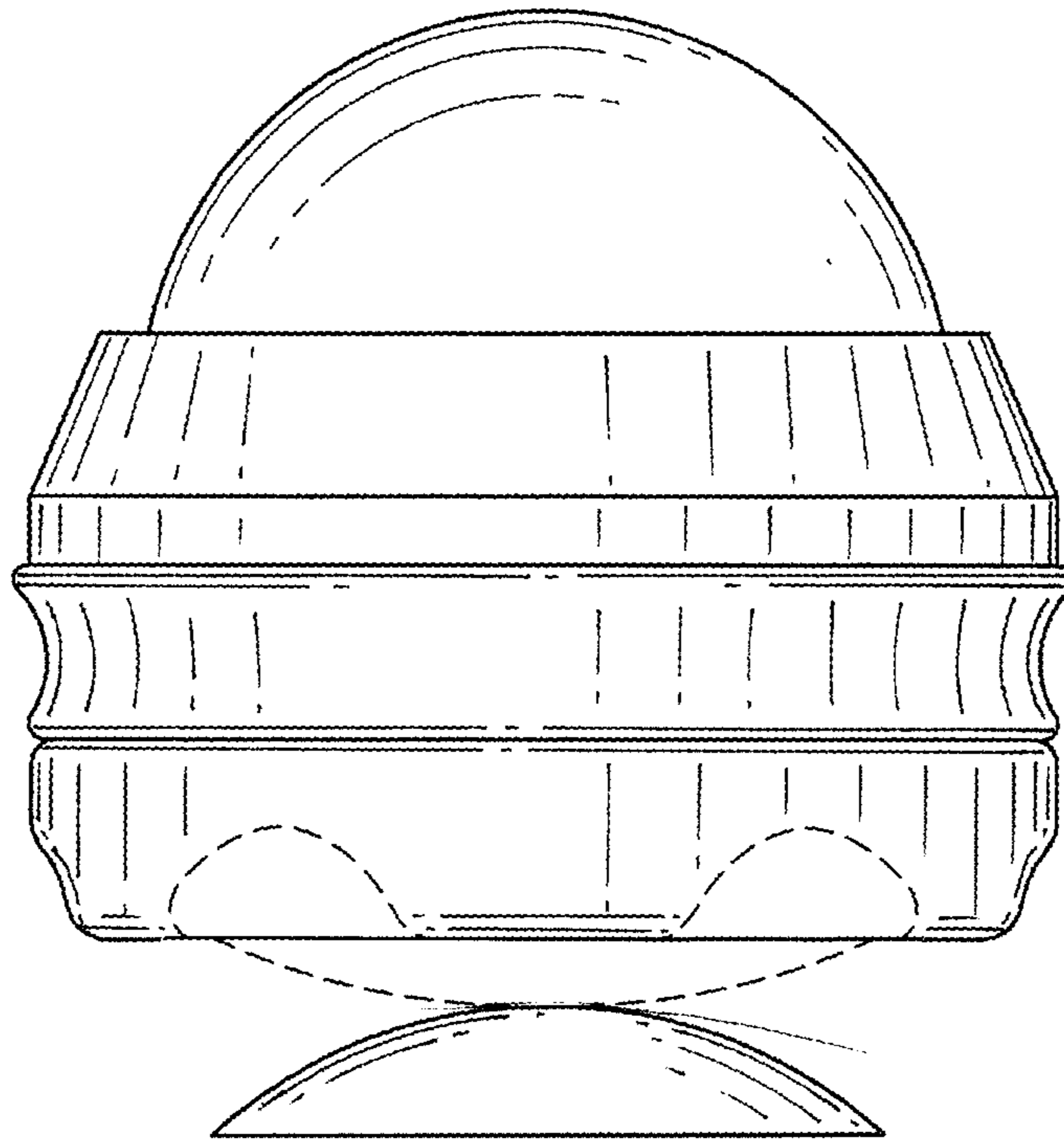
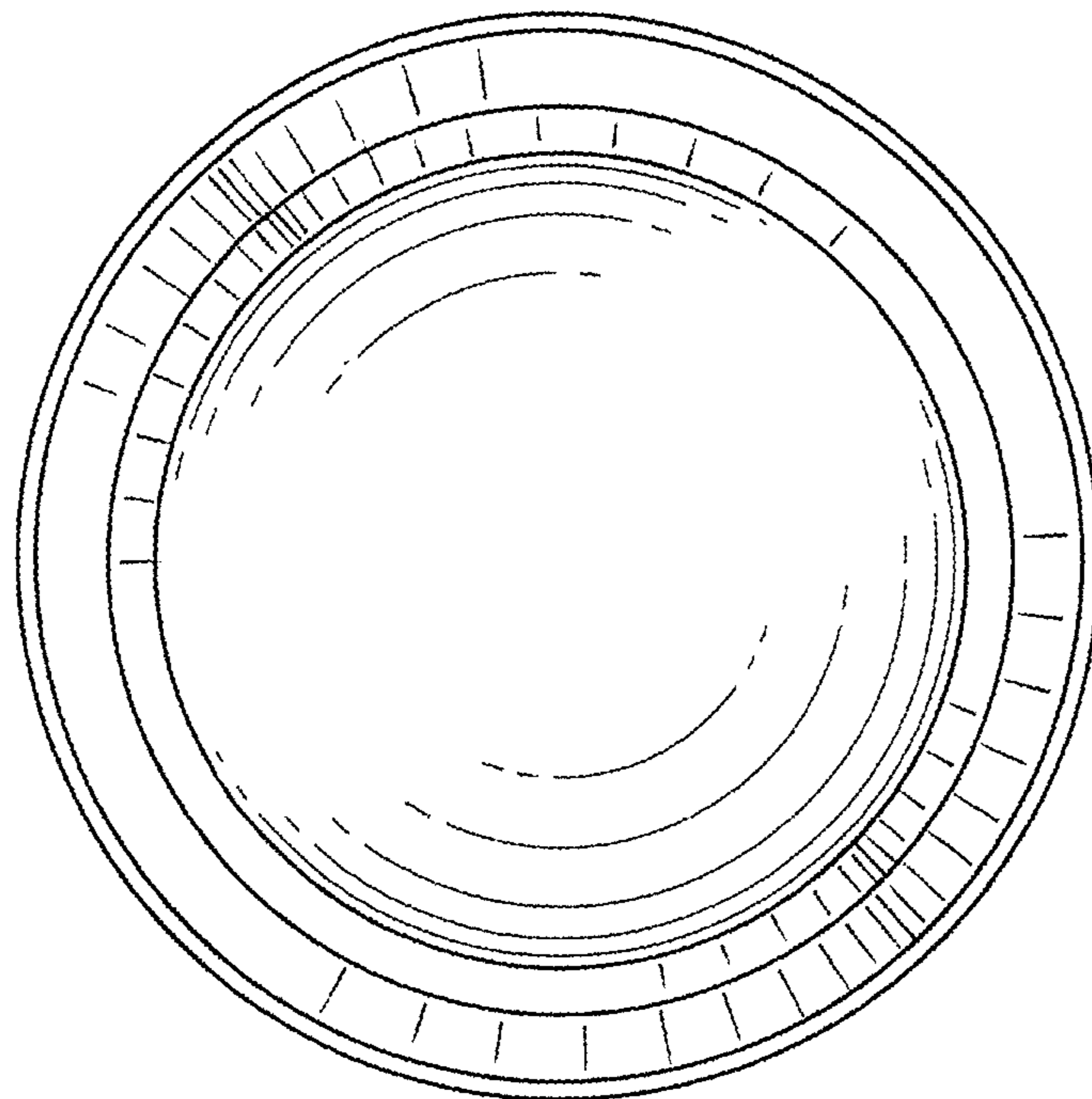


FIG.6



**FIG. 7**



**FIG. 8**

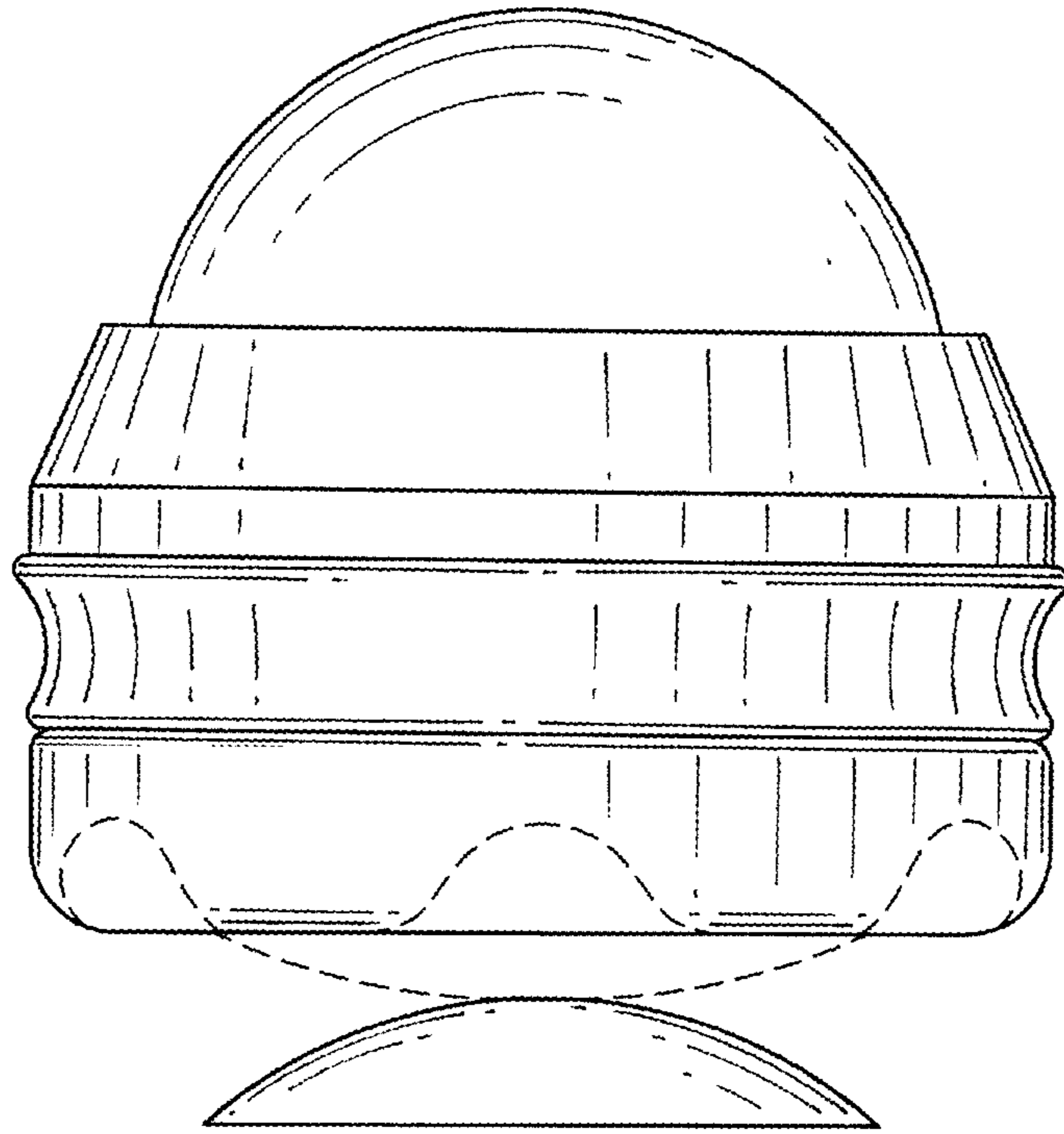


FIG. 9

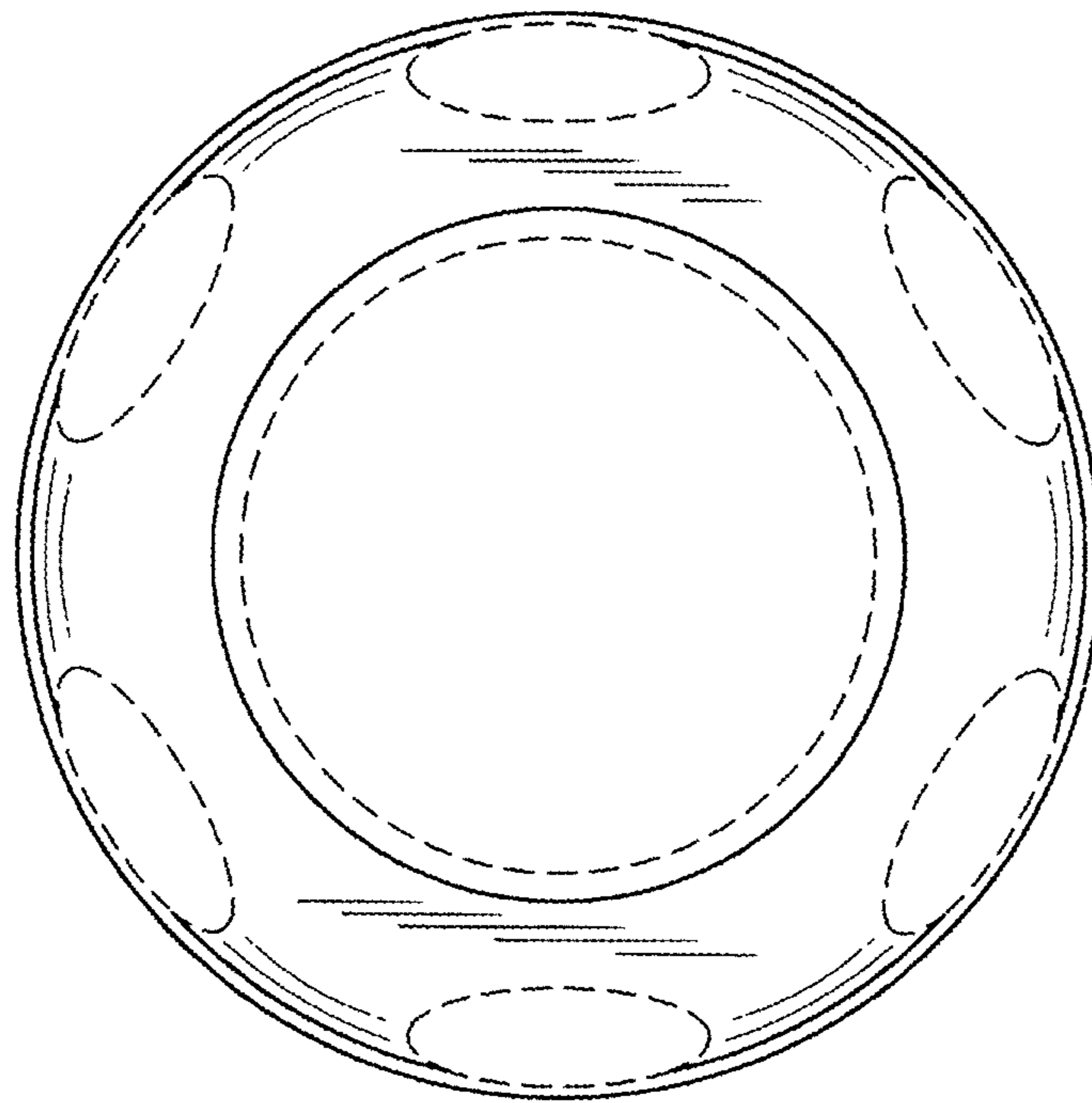


FIG. 10