



US00D829291S

(12) **United States Design Patent** (10) **Patent No.:** **US D829,291 S**
Lah (45) **Date of Patent:** **** Sep. 25, 2018**

(54) **TENT FRAME**
(71) Applicant: **Jeh Kun Lah**, Seoul (KR)
(72) Inventor: **Jeh Kun Lah**, Seoul (KR)
(**) Term: **15 Years**
(21) Appl. No.: **29/581,414**
(22) Filed: **Oct. 19, 2016**
(51) **LOC (11) Cl.** **21-04**
(52) **U.S. Cl.**
USPC **D21/834**
(58) **Field of Classification Search**
USPC D21/834, 835, 836, 837, 838, 839, 840
CPC E04H 15/00; E04H 15/02; E04H 15/18;
E04H 15/28; E04H 15/32; E04H 15/34;
E04H 15/40; E04H 15/42; E04H 15/425;
E04H 15/50
See application file for complete search history.

D403,041 S * 12/1998 Funk D21/834
D510,118 S * 9/2005 Smith D21/834
D510,119 S * 9/2005 Brock D21/835
D534,614 S * 1/2007 Gallaway D21/834
D652,886 S * 1/2012 Pedersen D21/834
D695,376 S * 12/2013 Jin D21/834
D696,373 S * 12/2013 Jin D21/834
D718,828 S * 12/2014 Jin E04H 15/20
D21/834

* cited by examiner

Primary Examiner — Robin V Webster
Assistant Examiner — Keith J Wilson
(74) *Attorney, Agent, or Firm* — Nixon Peabody LLP;
Jeffrey L. Costellia

(57) **CLAIM**

The ornamental design for a tent frame, as shown and described.

DESCRIPTION

FIG. 1 is a perspective view of new design for a tentframe as shown in the drawings;
FIG. 2 is a front elevation view thereof;
FIG. 3 is a rear elevation view thereof;
FIG. 4 is a left side view thereof;
FIG. 5 is a right side view thereof;
FIG. 6 is a top plan view thereof; and,
FIG. 7 is a bottom plan view.

1 Claim, 7 Drawing Sheets

(56) **References Cited**
U.S. PATENT DOCUMENTS
4,384,435 A * 5/1983 Polise E04H 15/20
52/2.19
5,007,212 A * 4/1991 Fritts E04H 15/20
135/116
D361,364 S * 8/1995 Winters D21/835
D363,993 S * 11/1995 Johnson D25/16
D396,115 S * 7/1998 Zobel, Jr. D25/13




FIG. 1




FIG. 2

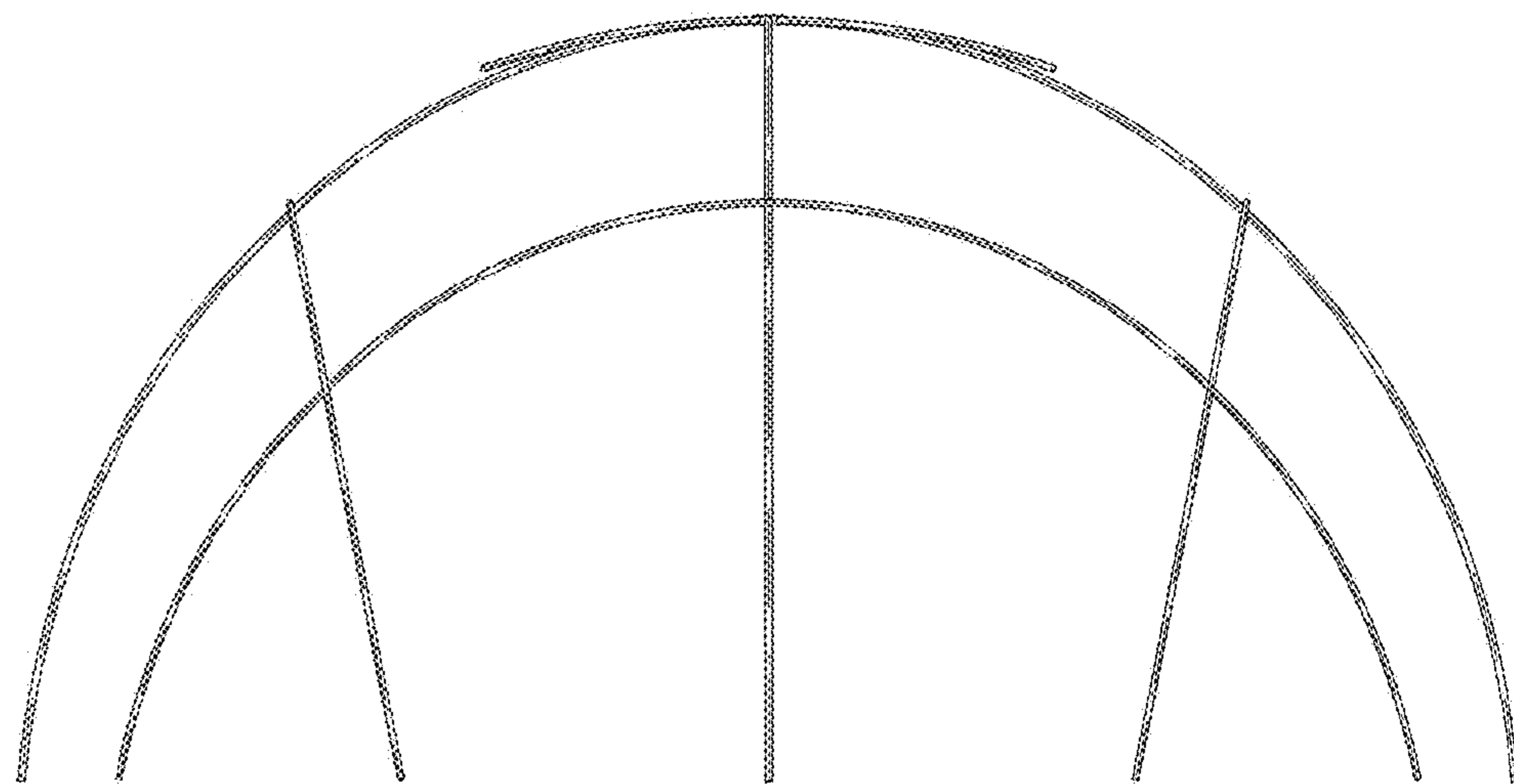


FIG. 3

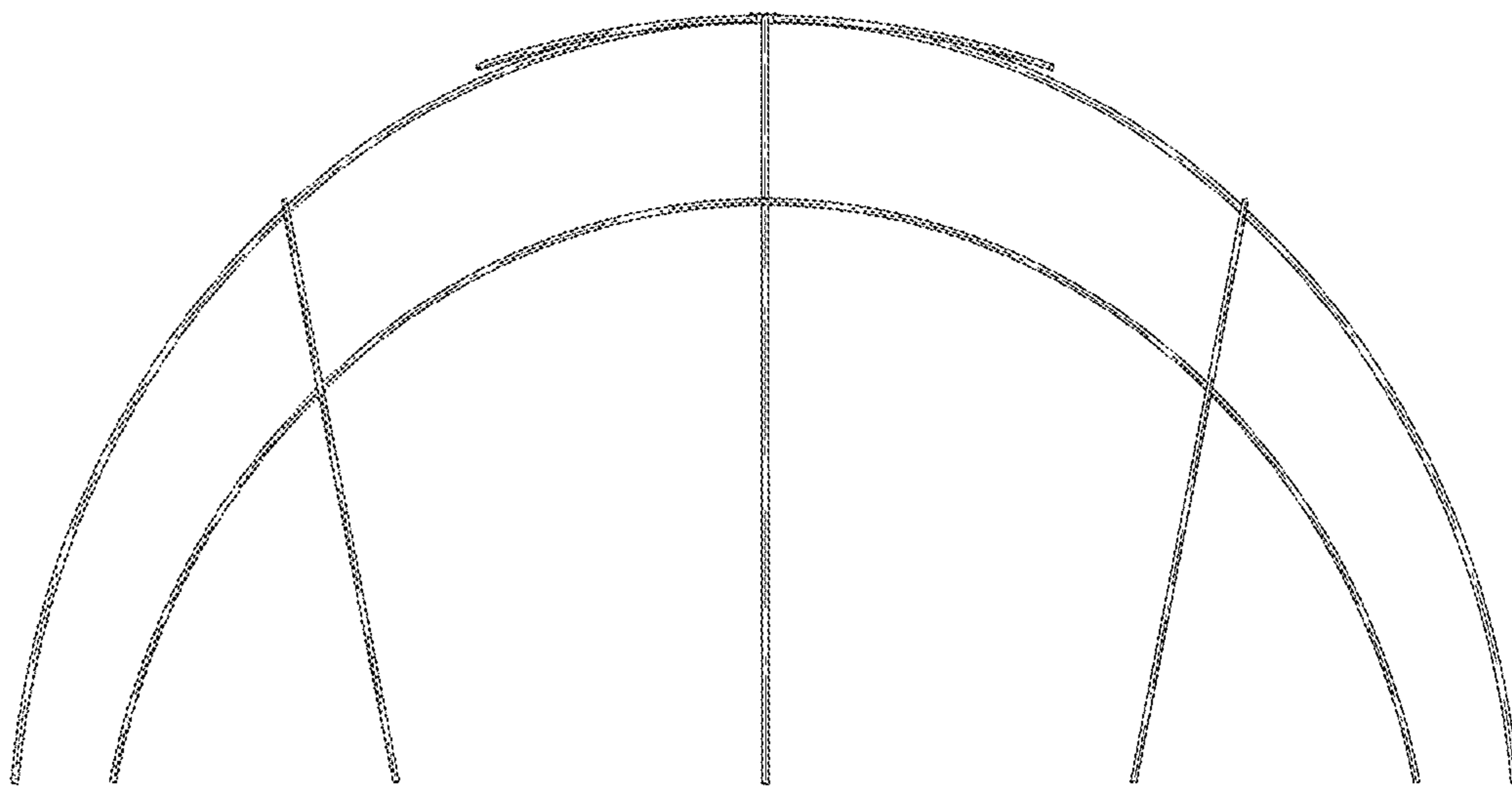


FIG. 4

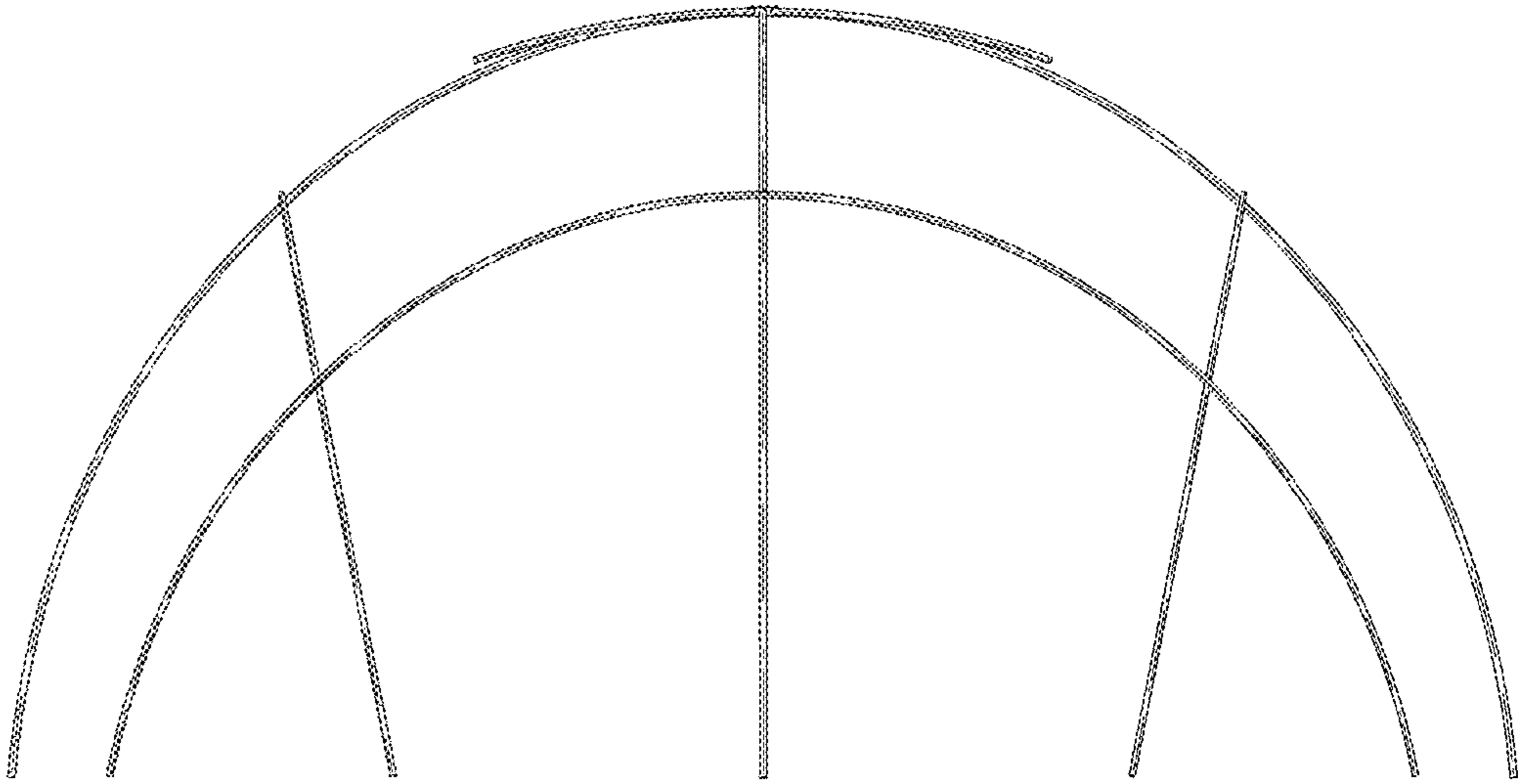


FIG. 5

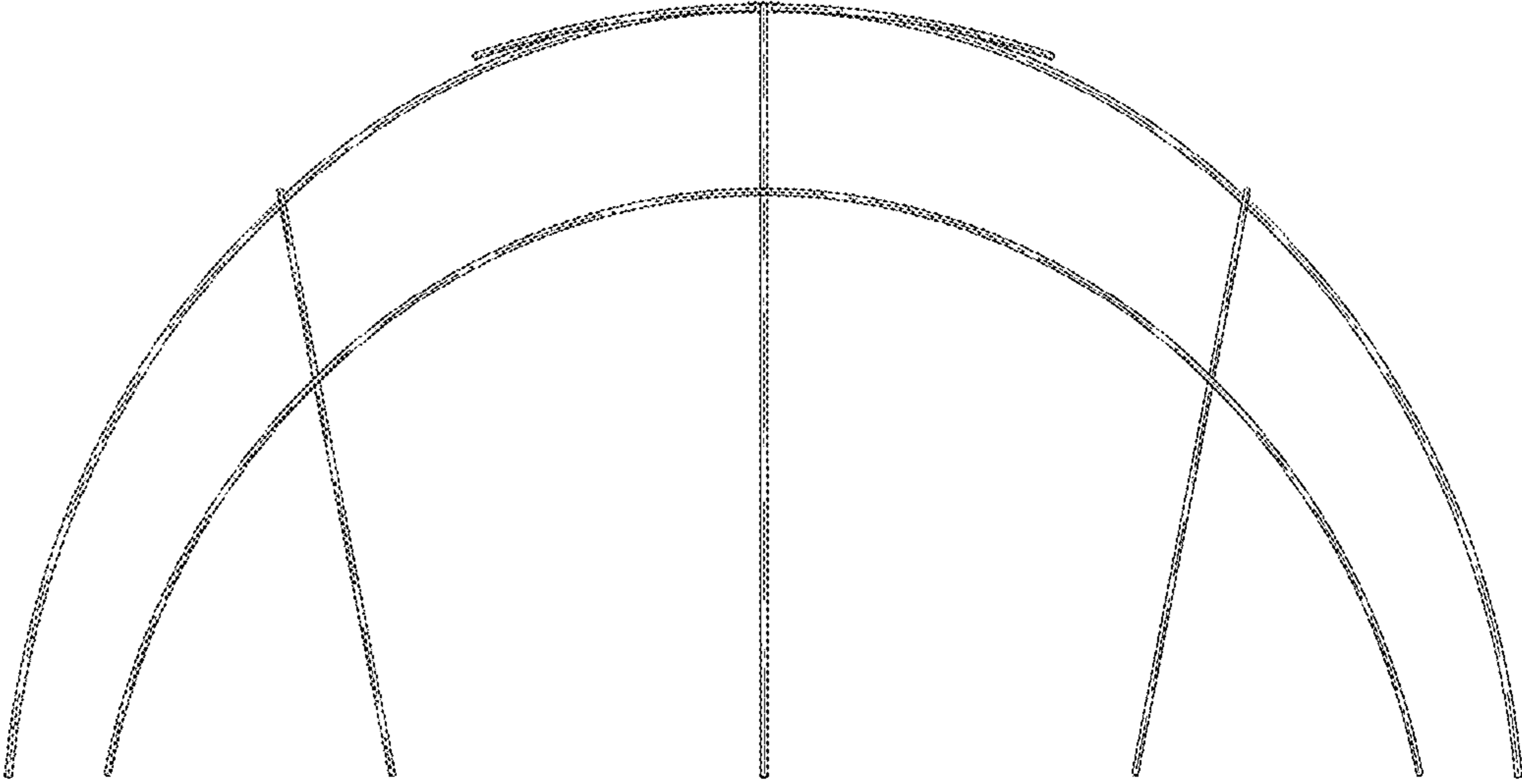


FIG. 6

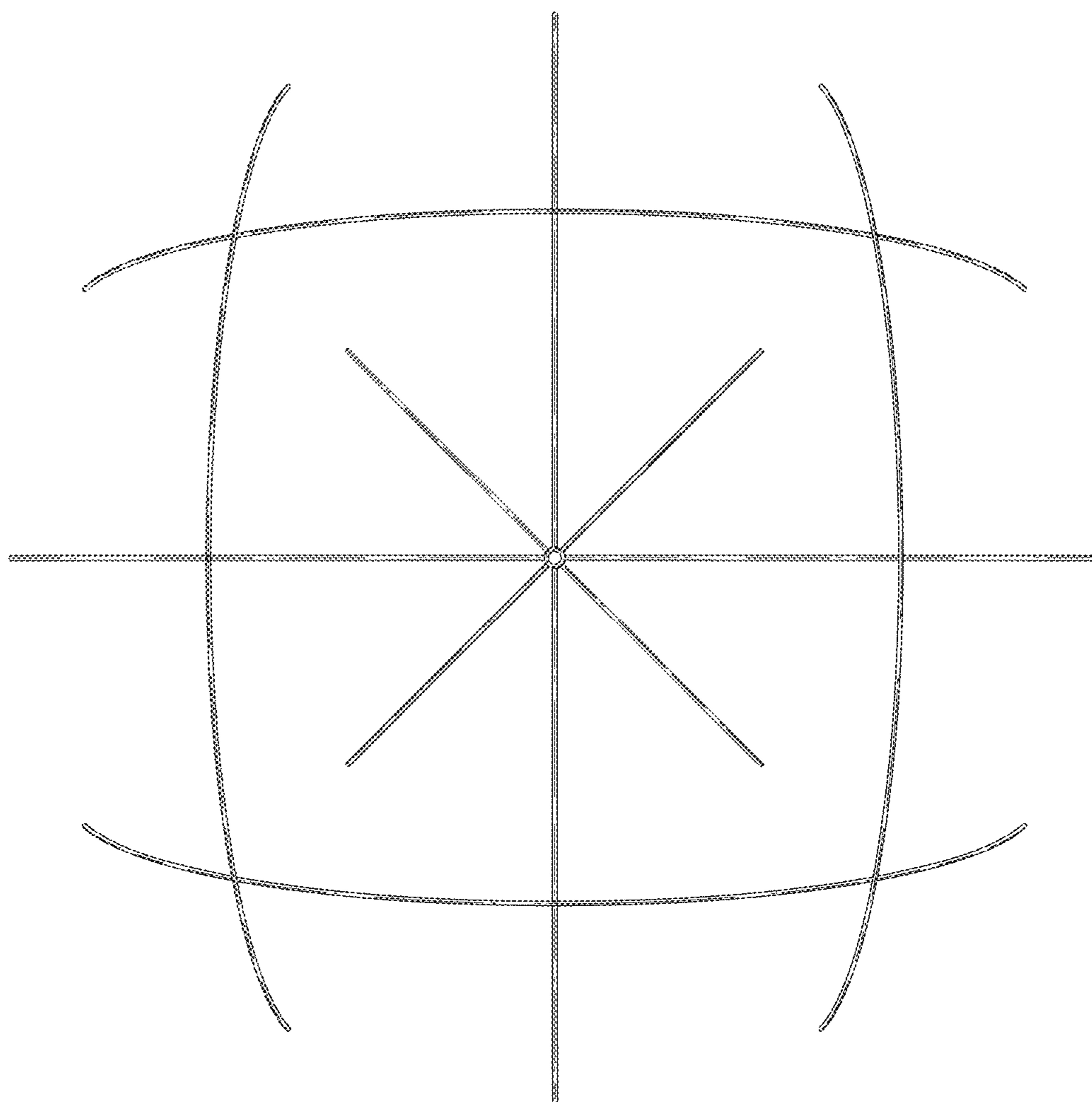


FIG. 7

