



US00D829282S

(12) **United States Design Patent** (10) **Patent No.:** **US D829,282 S**  
**Keda** (45) **Date of Patent:** **\*\* Sep. 25, 2018**

(54) **MECHANICAL PENCIL**

FOREIGN PATENT DOCUMENTS

(71) Applicant: **KOTOBUKI & CO., LTD.**,  
Kawagoe-shi (JP)

DE 498 10 183 7/1999  
JP 1179817 S 7/2003

(72) Inventor: **Tadashi Keda**, Kawagoe (JP)

OTHER PUBLICATIONS

(73) Assignee: **KOTOBUKI & CO., LTD.**,  
Saitama-Ken (JP)

Hague Agreement Concerning the International Registration of Industrial Designs, Notification of Refusal, dated Oct. 6, 2017 for International Registration No. DM/094 954, 9 pgs.

(\*\*) Term: **15 Years**

(Continued)

(21) Appl. No.: **29/586,139**

Primary Examiner — Elizabeth A. Albert

(22) Filed: **Dec. 1, 2016**

(74) Attorney, Agent, or Firm — Frost Brown Todd LLC

(51) **LOC (11) Cl.** ..... **19-06**

(57) **CLAIM**

The ornamental design for a mechanical pencil, as shown and described.

(52) **U.S. Cl.**

USPC ..... **D19/199**; D19/906

**DESCRIPTION**

(58) **Field of Classification Search**

USPC ..... D14/411; D19/115–204; D9/724, 725

CPC ... B43K 7/12; B43K 8/04; B43K 8/06; B43K 19/00; B43K 19/02; B43K 19/14; B43K 21/006; B43K 21/06; B43K 23/06; B43K 24/08

See application file for complete search history.

FIG. 1 is a top perspective view of a mechanical pencil, showing my new design;  
FIG. 2 is a top plan view thereof;  
FIG. 3 is a bottom plan view thereof;  
FIG. 4 is a side elevational view thereof, the other side thereof being a mirror image of the side shown in FIG. 4;  
FIG. 5 is a front end view thereof;  
FIG. 6 is a rear end view thereof;  
FIG. 7 is a side elevational view thereof in an alternative use position, with a writing lead, a guide pipe, and a nose cone moved to a distal position;  
FIG. 8 is an enlarged view of a portion thereof, the portion being indicated by the broken line circle in FIG. 2;  
FIG. 9 is a cross-sectional side view thereof, and the cross section being taken along line 9-9 of FIG. 8;  
FIG. 10 is a cross-sectional end view thereof, the cross section being taken along line 10-10 of FIG. 8; and,  
FIG. 11 is another cross-sectional end view thereof, the cross section being taken along line 11-11 of FIG. 8.  
The portions of the mechanical pencil in broken lines illustrate unclaimed environmental subject matter.

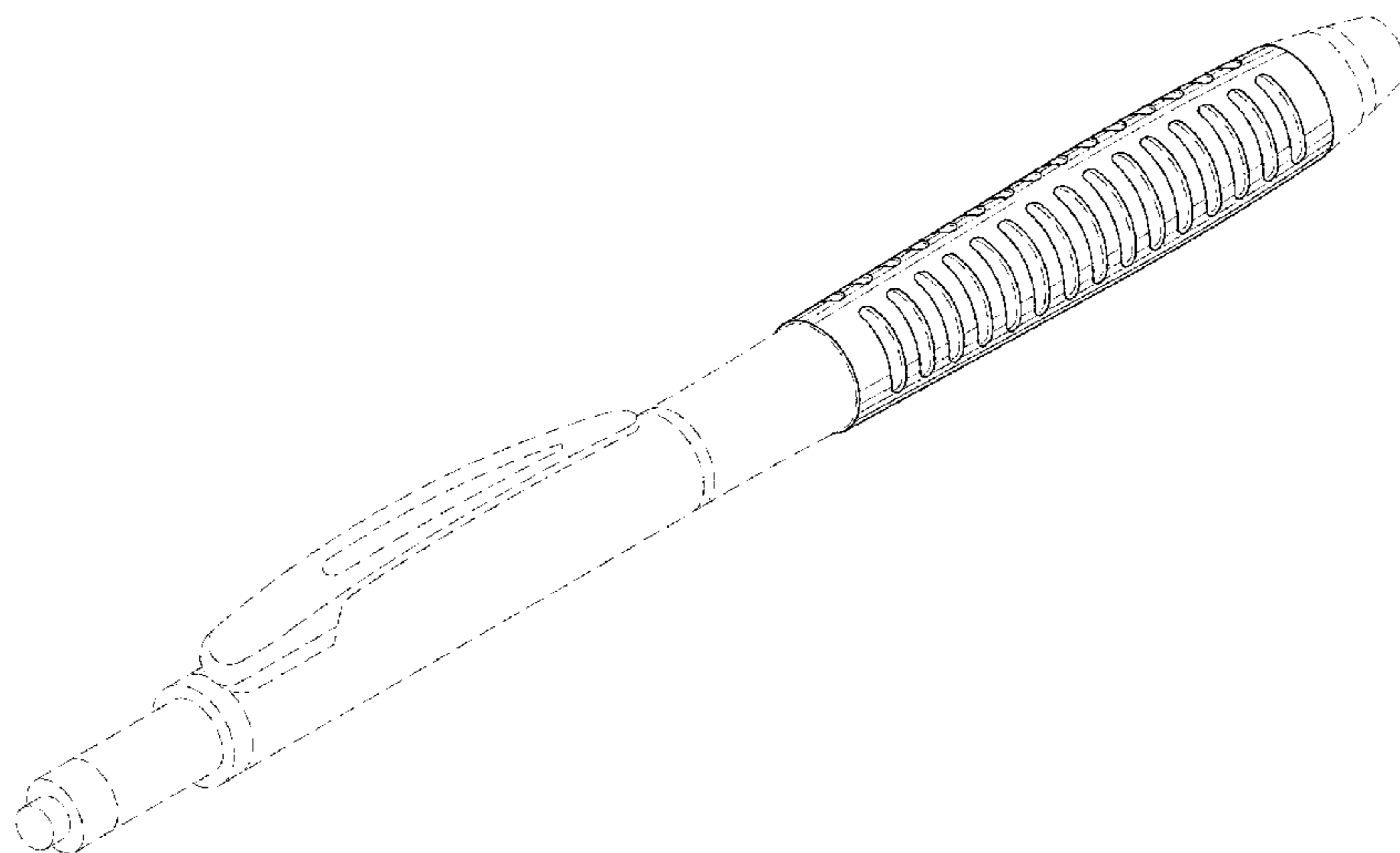
(56) **References Cited**

U.S. PATENT DOCUMENTS

2,803,219 A \* 8/1957 Stoeberl ..... B43K 7/12  
401/112  
D355,673 S \* 2/1995 Takahashi ..... D19/174  
D378,601 S \* 3/1997 Sakuno ..... 401/6  
D394,455 S \* 5/1998 Izushima ..... D19/174  
D408,057 S \* 4/1999 Izushima ..... D19/174  
D414,807 S \* 10/1999 Baudino ..... D19/199  
D417,891 S \* 12/1999 Izushima ..... D19/174  
D440,605 S \* 4/2001 Izushima ..... D19/203  
D445,132 S \* 7/2001 Saito ..... D19/199  
D445,455 S \* 7/2001 Saito ..... D19/179  
D451,142 S \* 11/2001 Saito ..... D19/179

(Continued)

**1 Claim, 10 Drawing Sheets**



(56)

References Cited

U.S. PATENT DOCUMENTS

D453,187 S \* 1/2002 Keda ..... D19/174  
 D455,458 S \* 4/2002 Izushima ..... D19/174  
 D475,405 S \* 6/2003 Cetera ..... D19/171  
 D475,785 S \* 6/2003 Chang ..... D19/177  
 D477,363 S \* 7/2003 Baudino ..... D19/174  
 D485,574 S \* 1/2004 Keil ..... D19/175  
 D486,860 S \* 2/2004 Hodge ..... D19/199  
 D492,350 S \* 6/2004 Morrow ..... D19/199  
 D499,142 S \* 11/2004 Morrow ..... D19/172  
 D506,502 S \* 6/2005 Qiu ..... D19/172  
 D506,505 S \* 6/2005 Qiu ..... D19/172  
 D506,507 S \* 6/2005 Qiu ..... D19/172  
 D538,853 S \* 3/2007 Losel ..... D19/172  
 D541,342 S \* 4/2007 Qiu ..... D19/166  
 D541,860 S \* 5/2007 Kung ..... D19/172  
 D546,882 S \* 7/2007 Qiu ..... D19/174  
 D552,675 S \* 10/2007 Zhang ..... D19/168  
 D555,729 S \* 11/2007 Lin ..... D19/175

D559,313 S \* 1/2008 Qiu ..... D19/168  
 D562,392 S \* 2/2008 Qiu ..... D19/172  
 D562,893 S \* 2/2008 Qiu ..... D19/169  
 D580,491 S \* 11/2008 Fei ..... D19/171  
 D590,879 S \* 4/2009 Yu ..... D19/168  
 D595,353 S \* 6/2009 Li ..... D19/174  
 D595,771 S \* 7/2009 Oas ..... D19/177  
 D613,336 S \* 4/2010 Yu ..... D19/140  
 D643,067 S \* 8/2011 Casciotti ..... D19/192  
 D663,773 S \* 7/2012 Casciotti ..... D19/199  
 D664,594 S \* 7/2012 Casciotti ..... D19/199  
 D679,323 S \* 4/2013 Jiang ..... D19/179  
 D726,826 S \* 4/2015 Casciotti ..... D19/199

OTHER PUBLICATIONS

German Design Gazette, Issue 13, Jul. 10, 1999, Part 1a—Class 19, p. 3457, for German Design Registration No. 498 10 183, Writing implement, 2 pgs.

\* cited by examiner

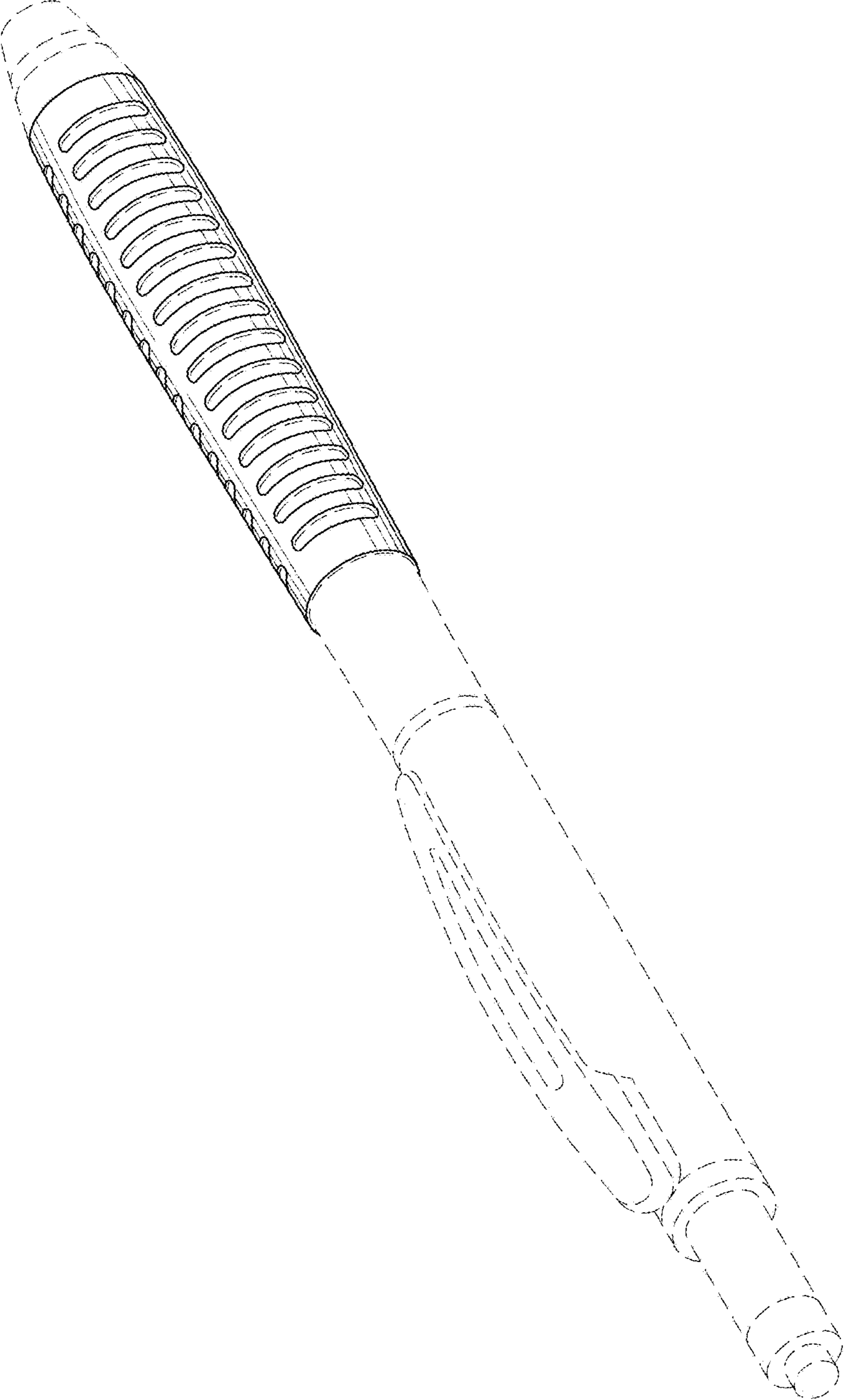


Fig. 1

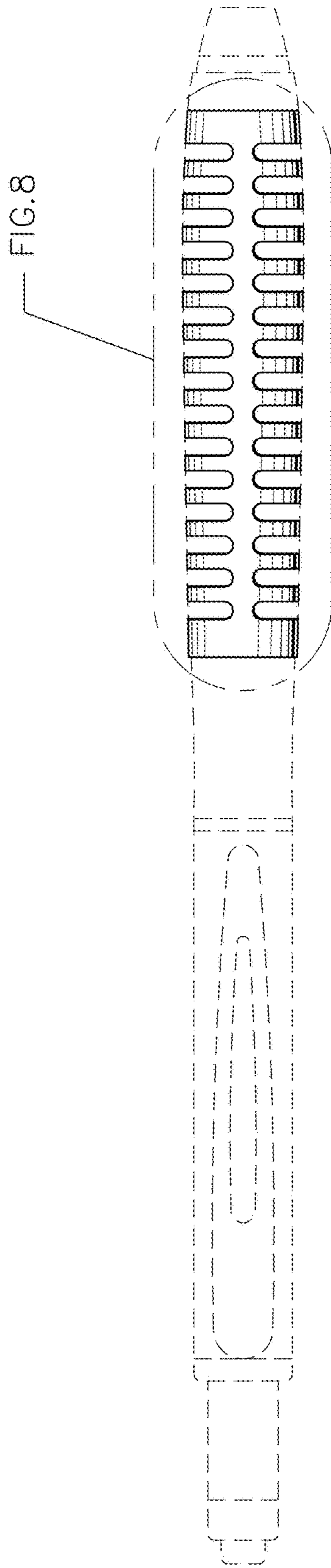


Fig. 2

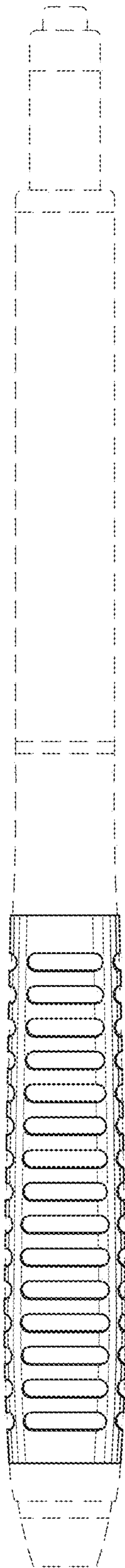


Fig. 3

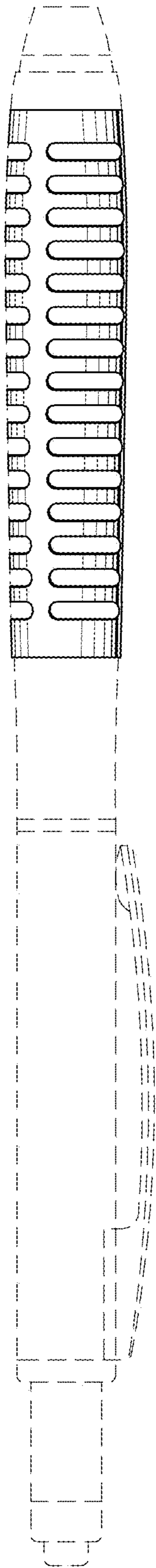


Fig. 4

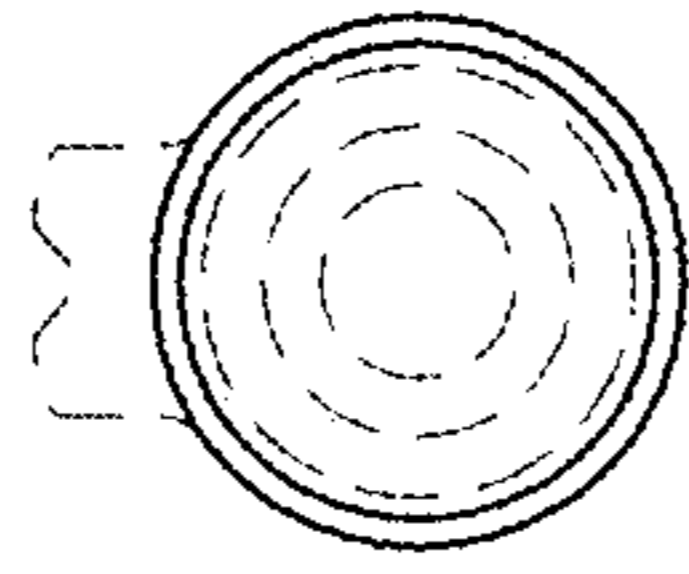


Fig. 6

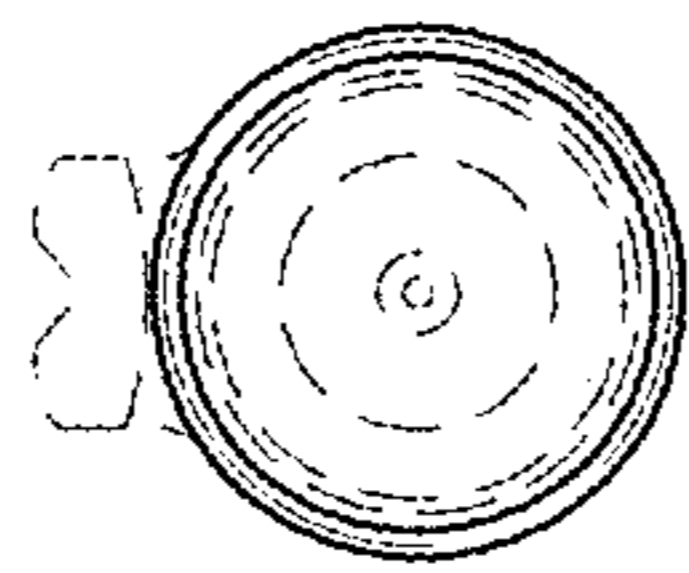


Fig. 5

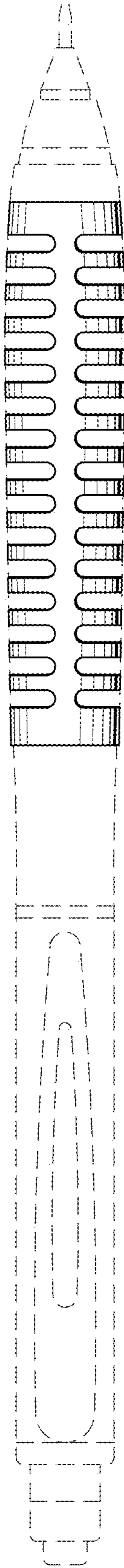


Fig. 7



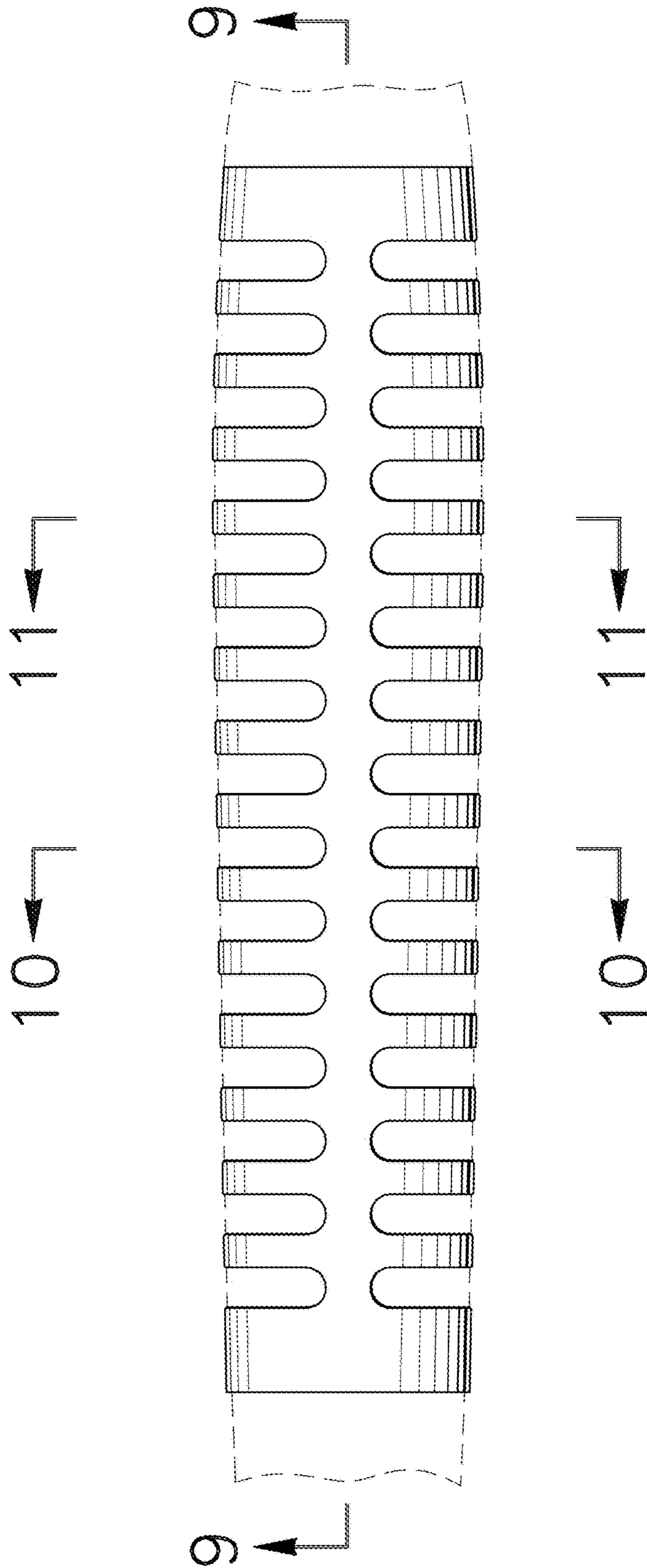


Fig.8

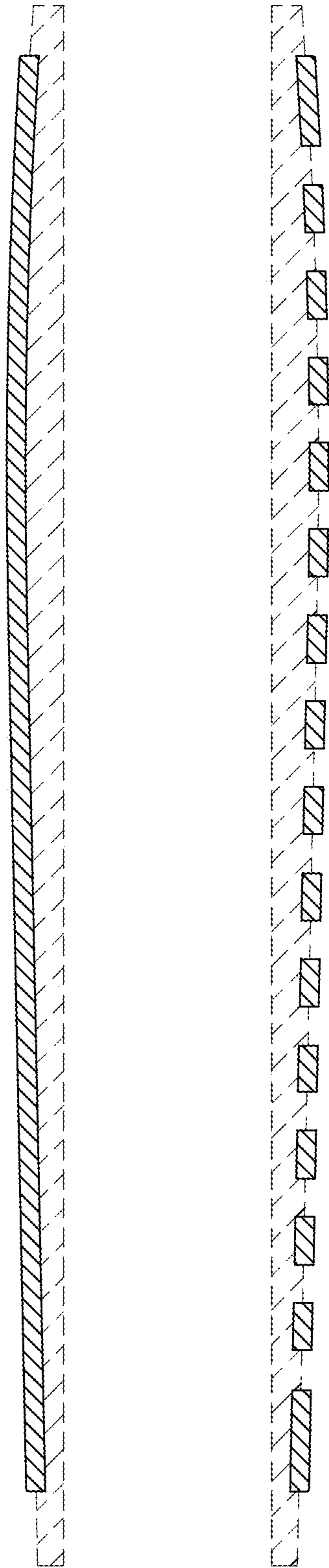


Fig. 9

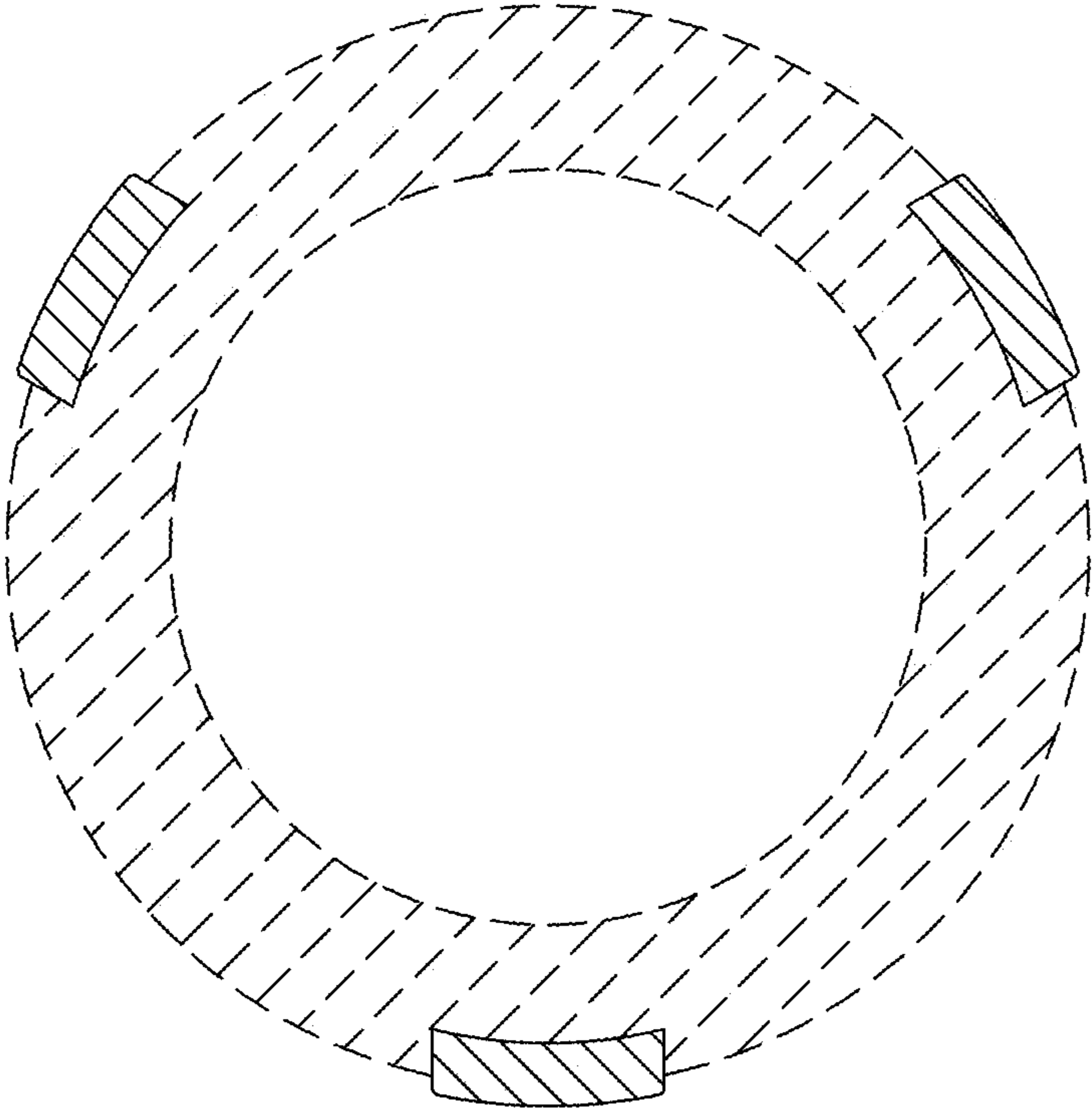


Fig. 10

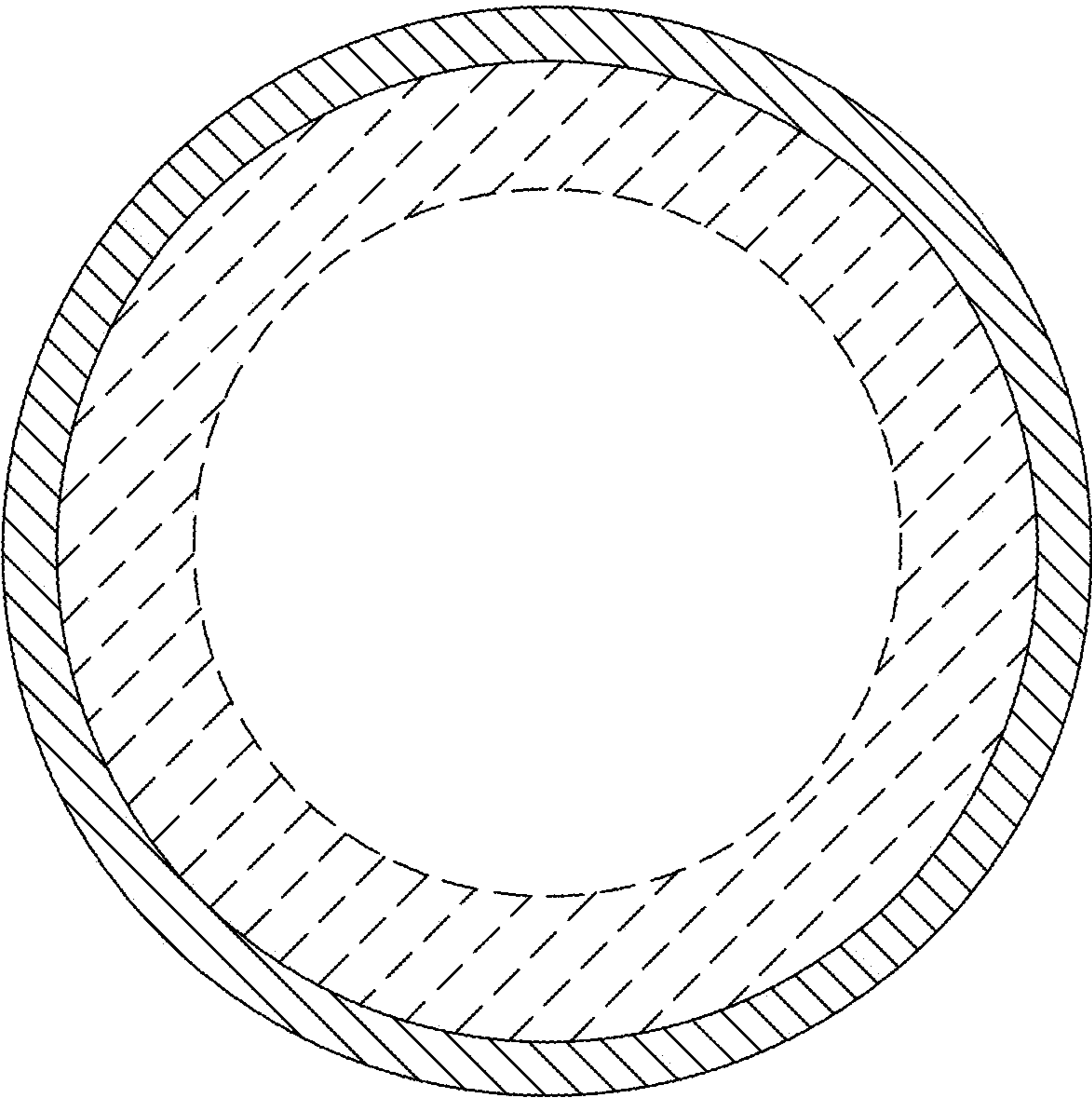


Fig. 11