



US00D829280S

(12) **United States Design Patent**
Chen

(10) **Patent No.:** **US D829,280 S**

(45) **Date of Patent:** **** Sep. 25, 2018**

- (54) **PEN**
- (71) Applicant: **Yu Chih Chen**, Taipei (TW)
- (72) Inventor: **Yu Chih Chen**, Taipei (TW)
- (**) Term: **15 Years**
- (21) Appl. No.: **29/620,092**
- (22) Filed: **Jun. 29, 2016**
- (51) **LOC (11) Cl.** **19-06**
- (52) **U.S. Cl.**
USPC **D19/193**
- (58) **Field of Classification Search**
USPC D14/411, 431; D19/115-204; D11/34,
D11/35, 36, 37, 38, 39, 89, 90
CPC . B43K 7/00; B43K 7/005; B43K 7/12; B43K
8/04; B43K 8/06; B43K 19/00; B43K
19/02; B43K 19/14; B43K 21/006; B43K
23/06; B43K 24/08; A44C 17/001
See application file for complete search history.

(56) **References Cited**

U.S. PATENT DOCUMENTS

D124,725 S *	1/1941	Ornstein	D10/31
D130,443 S *	11/1941	Gower	D19/198
D173,220 S *	10/1954	Katz	D11/43
2,763,140 A *	9/1956	Lutario	A44C 9/00 63/15.7
D179,615 S *	1/1957	Spatz	D19/183
D207,986 S *	6/1967	Smalley	D23/250
D254,783 S *	4/1980	Barr	D11/36
D285,423 S *	9/1986	Marcus	D11/28
D336,923 S *	6/1993	Lin	D11/1
D337,151 S *	7/1993	Yost	D23/250
D372,736 S *	8/1996	Stabler	D19/194
5,664,440 A *	9/1997	Roemer	A44C 17/002 63/15
D487,712 S *	3/2004	Bamminger	D11/90

D516,585 S *	3/2006	Granig	D11/90
D531,080 S *	10/2006	Swarovski	D11/90
D542,689 S *	5/2007	Daas	D11/16
D589,394 S *	3/2009	Schneider	D11/90
D594,374 S *	6/2009	Forster	D11/90
D608,684 S *	1/2010	Swarovski	D11/90
D608,919 S *	1/2010	Henry	D26/37
D616,327 S *	5/2010	Schneider	D11/90
D622,768 S *	8/2010	Tissier	D19/164
D629,461 S *	12/2010	Shibata	D19/173
D652,079 S *	1/2012	Tissier	D19/170
D665,698 S *	8/2012	Mistry	D11/90
D665,935 S *	8/2012	Guinon	D26/37
D688,155 S *	8/2013	Stuchlik	D11/90
D740,364 S *	10/2015	Vadenne	D19/177
D763,121 S *	8/2016	Berdan	D11/90
D780,040 S *	2/2017	Galli	D11/43

* cited by examiner

Primary Examiner — Elizabeth A. Albert

(74) *Attorney, Agent, or Firm* — Bacon & Thomas, PLLC

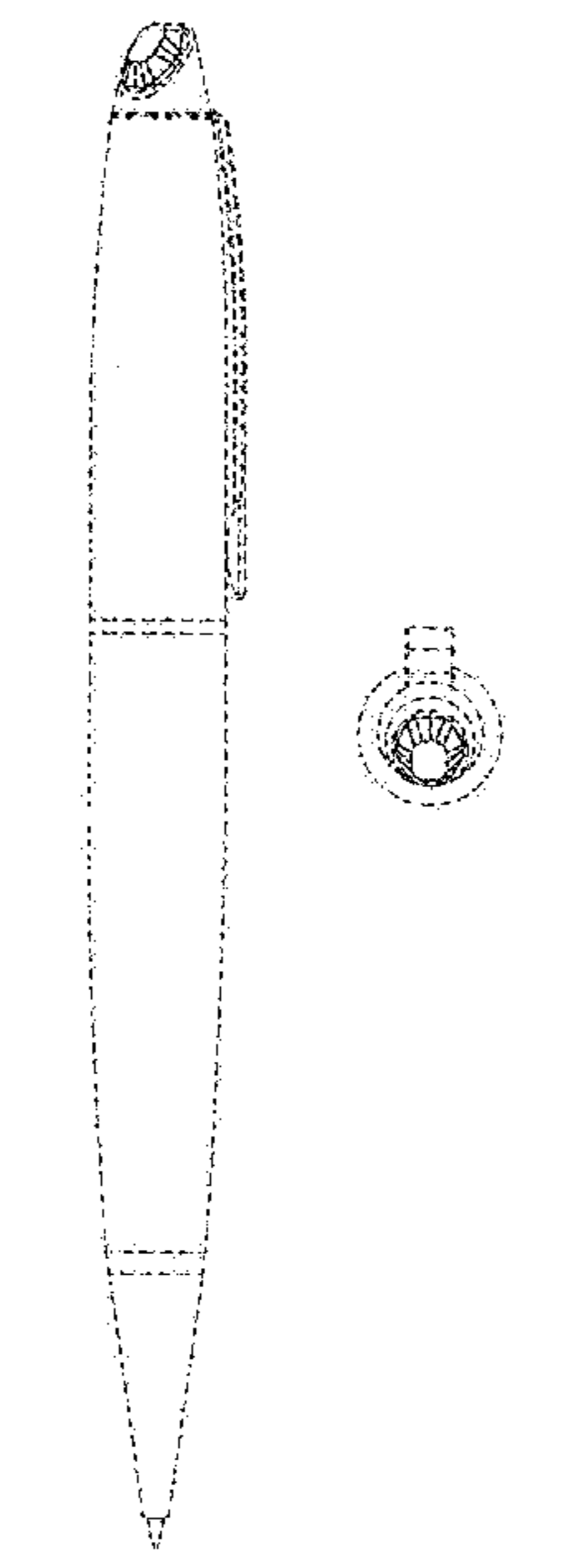
(57) **CLAIM**

The ornamental design for a pen, as shown and described.

DESCRIPTION

FIG. 1 is a perspective view of a pen showing my new design;
 FIG. 2 is a front elevational view thereof;
 FIG. 3 is a rear elevational view thereof;
 FIG. 4 is a left side elevational view thereof;
 FIG. 5 is a right side elevational view thereof;
 FIG. 6 is a top plan view thereof; and,
 FIG. 7 is a bottom plan view thereof.
 The broken lines in the drawings illustrate unclaimed portions of the pen and form no part of the claimed design.

1 Claim, 4 Drawing Sheets






Fig. 1




Fig. 2




Fig. 3




Fig. 4




Fig. 5

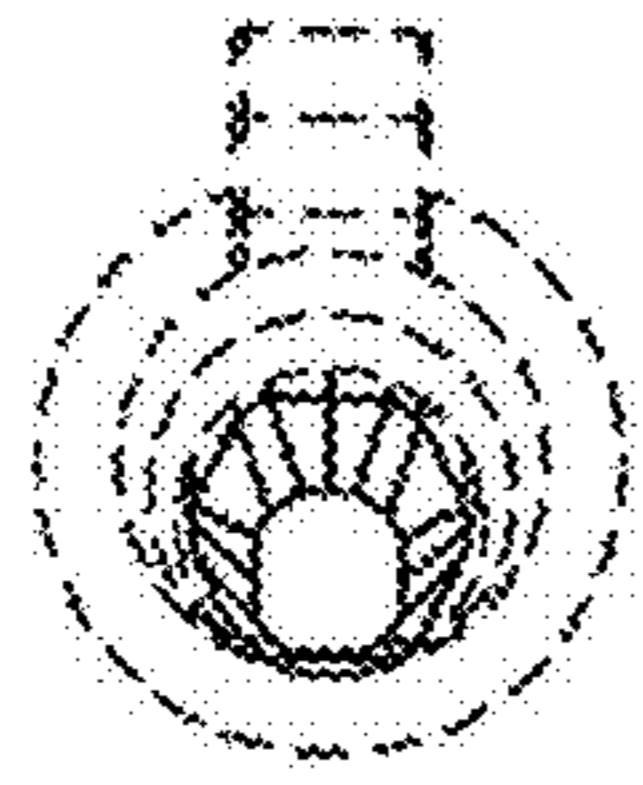


Fig.6

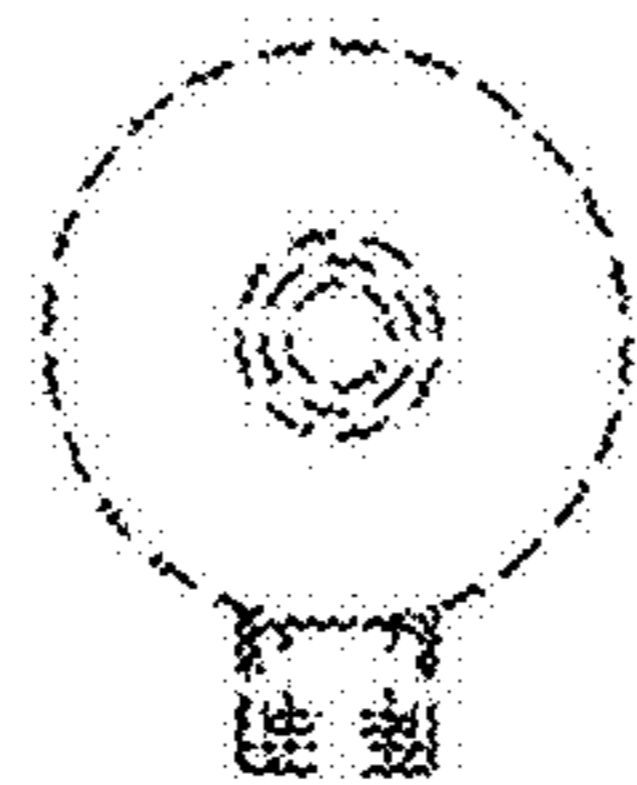


Fig.7