



US00D829277S

(12) **United States Design Patent**  
**Seki**

(10) **Patent No.:** **US D829,277 S**

(45) **Date of Patent:** **\*\* Sep. 25, 2018**

(54) **TAPE PRINTING MACHINE**

(71) Applicant: **BROTHER INDUSTRIES, LTD.**,  
Nagoya-shi, Aichi-ken (JP)

(72) Inventor: **Yusaku Seki**, Shibuya-ku (JP)

(73) Assignee: **BROTHER INDUSTRIES, LTD.**,  
Nagoya (JP)

(\*\*) Term: **15 Years**

(21) Appl. No.: **29/606,831**

(22) Filed: **Jun. 8, 2017**

(30) **Foreign Application Priority Data**

Dec. 9, 2016 (JP) ..... 2016-26718

(51) **LOC (11) Cl.** ..... **18-02**

(52) **U.S. Cl.**  
USPC ..... **D18/50**; D18/19

(58) **Field of Classification Search**  
USPC ..... D18/50, 19, 54; D14/402, 363-365, 385  
CPC ..... B65C 11/00; B65C 11/02; B65C 11/0242;  
B65C 11/0205; B65C 11/0257; B65C  
11/0294; B65C 11/04; B65C 11/046;  
B65C 11/062; B65C 11/068; B65C  
11/066; B41J 11/48; B41J 3/4075  
See application file for complete search history.

(56) **References Cited**

**U.S. PATENT DOCUMENTS**

D551,433 S 9/2007 Loverin  
D596,626 S \* 7/2009 Andre ..... D14/240  
D722,109 S \* 2/2015 Nanno ..... D18/50

D726,728 S \* 4/2015 Seki ..... D14/421  
D740,286 S \* 10/2015 Templeton ..... D14/385  
D751,635 S \* 3/2016 Jung ..... D18/50  
D758,366 S \* 6/2016 Peng ..... D14/363  
D760,223 S \* 6/2016 Peng ..... D14/363  
D765,166 S \* 8/2016 Takahashi ..... D18/50  
D768,607 S \* 10/2016 Altonen ..... D14/240  
D780,137 S \* 2/2017 Tallqvist ..... D14/125  
D781,955 S \* 3/2017 Kim ..... D18/50  
D786,341 S \* 5/2017 Iwai ..... D18/19  
D797,739 S \* 9/2017 Templeton ..... D14/385  
D799,588 S \* 10/2017 Nanno ..... D18/19  
D799,590 S \* 10/2017 Dwyer ..... D18/50  
2017/0282613 A1 \* 10/2017 Tsuchimoto ..... B41J 3/36  
2018/0065389 A1 \* 3/2018 Kubota ..... B41J 29/13

\* cited by examiner

*Primary Examiner* — Robin V Webster

*Assistant Examiner* — James C Thorn, Sr.

(74) *Attorney, Agent, or Firm* — Oliff PLC

(57) **CLAIM**

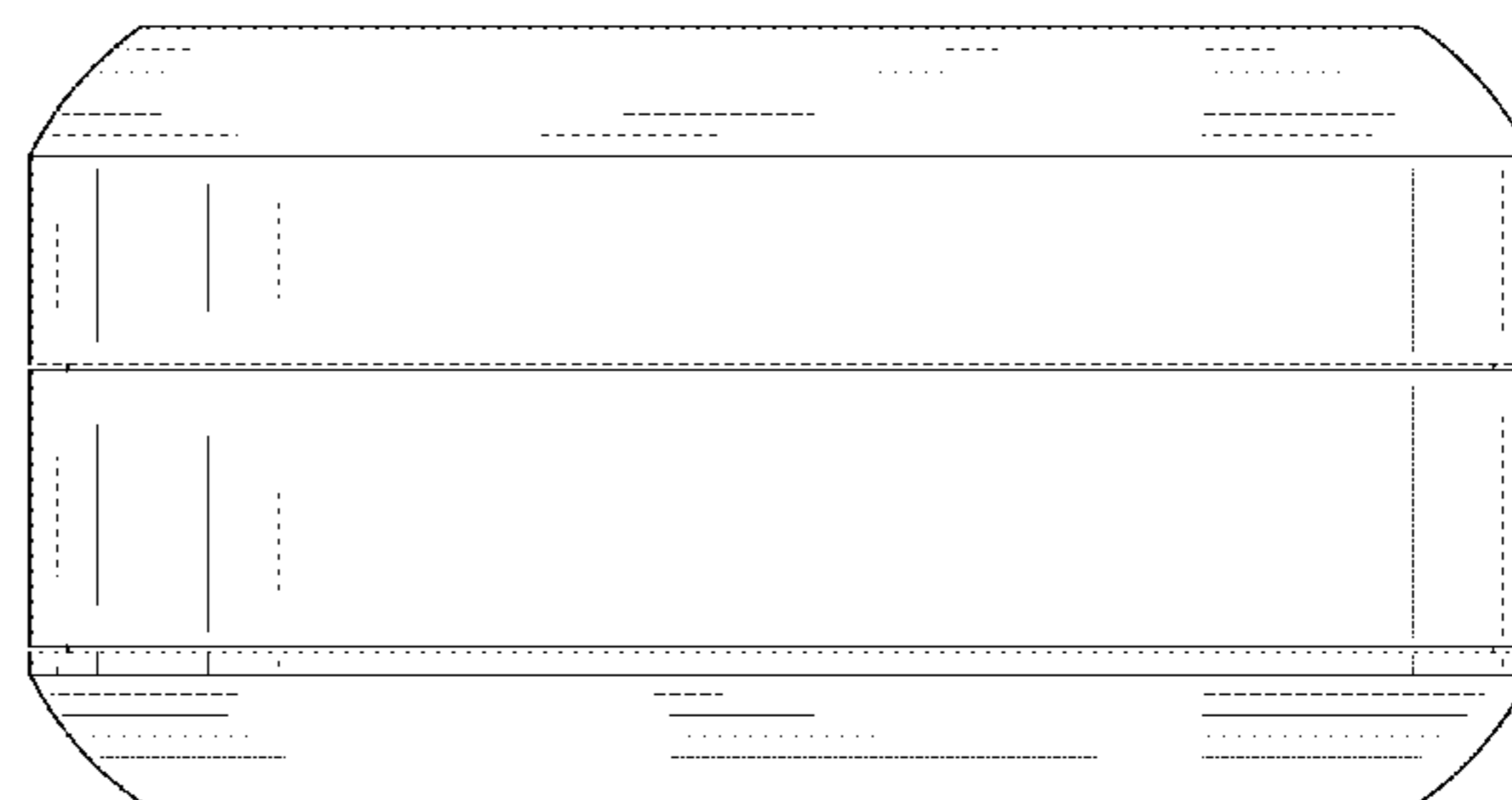
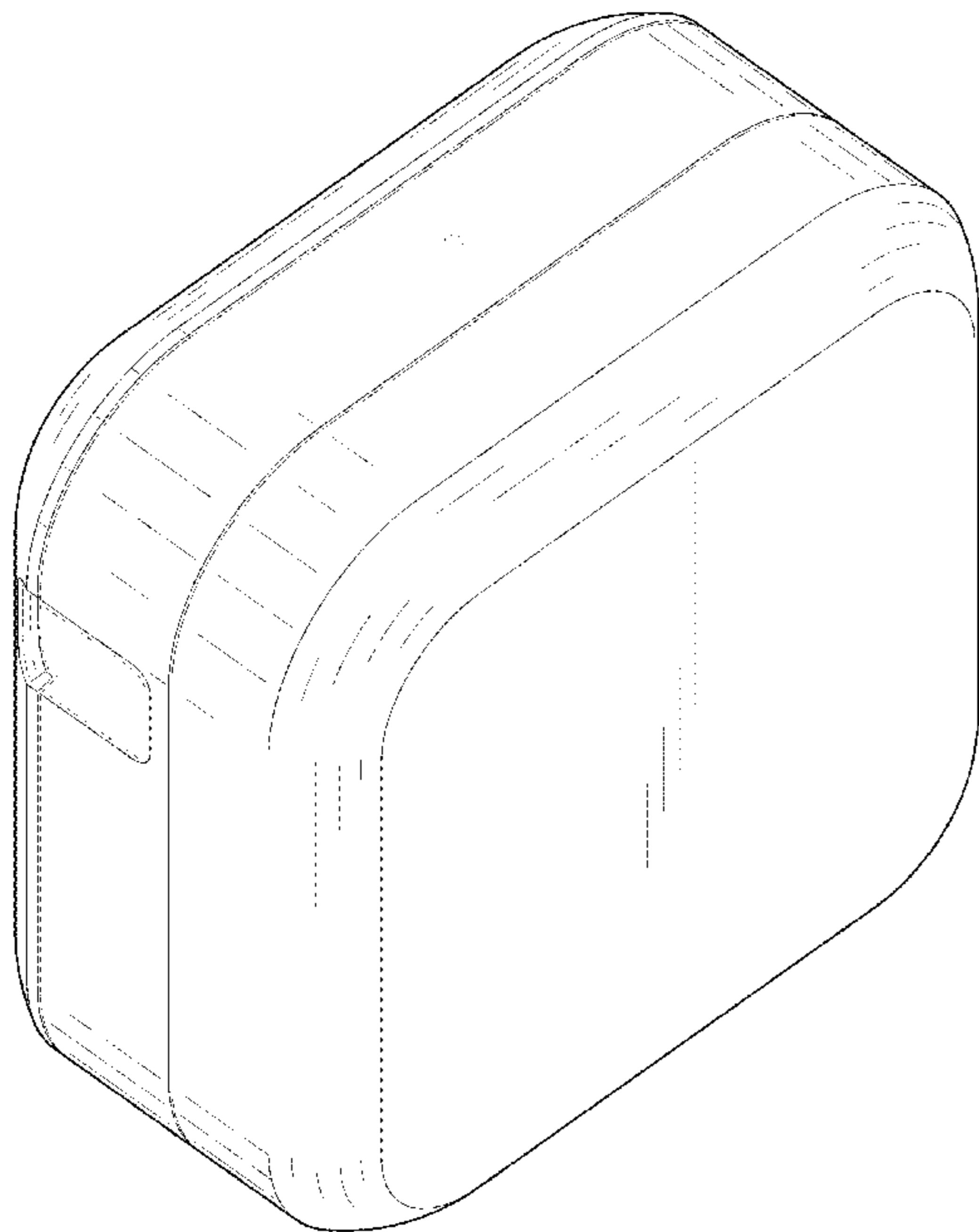
The ornamental design for a tape printing machine, as shown and described.

**DESCRIPTION**

FIG. 1 is a perspective view of a tape printing machine;  
FIG. 2 is a front view thereof;  
FIG. 3 is a top view thereof;  
FIG. 4 is a right-side view thereof;  
FIG. 5 is a left-side view thereof;  
FIG. 6 is a rear view thereof; and,  
FIG. 7 is a bottom view thereof.

The broken lines depict environmental subject matter only and form no part of the claimed design.

**1 Claim, 7 Drawing Sheets**



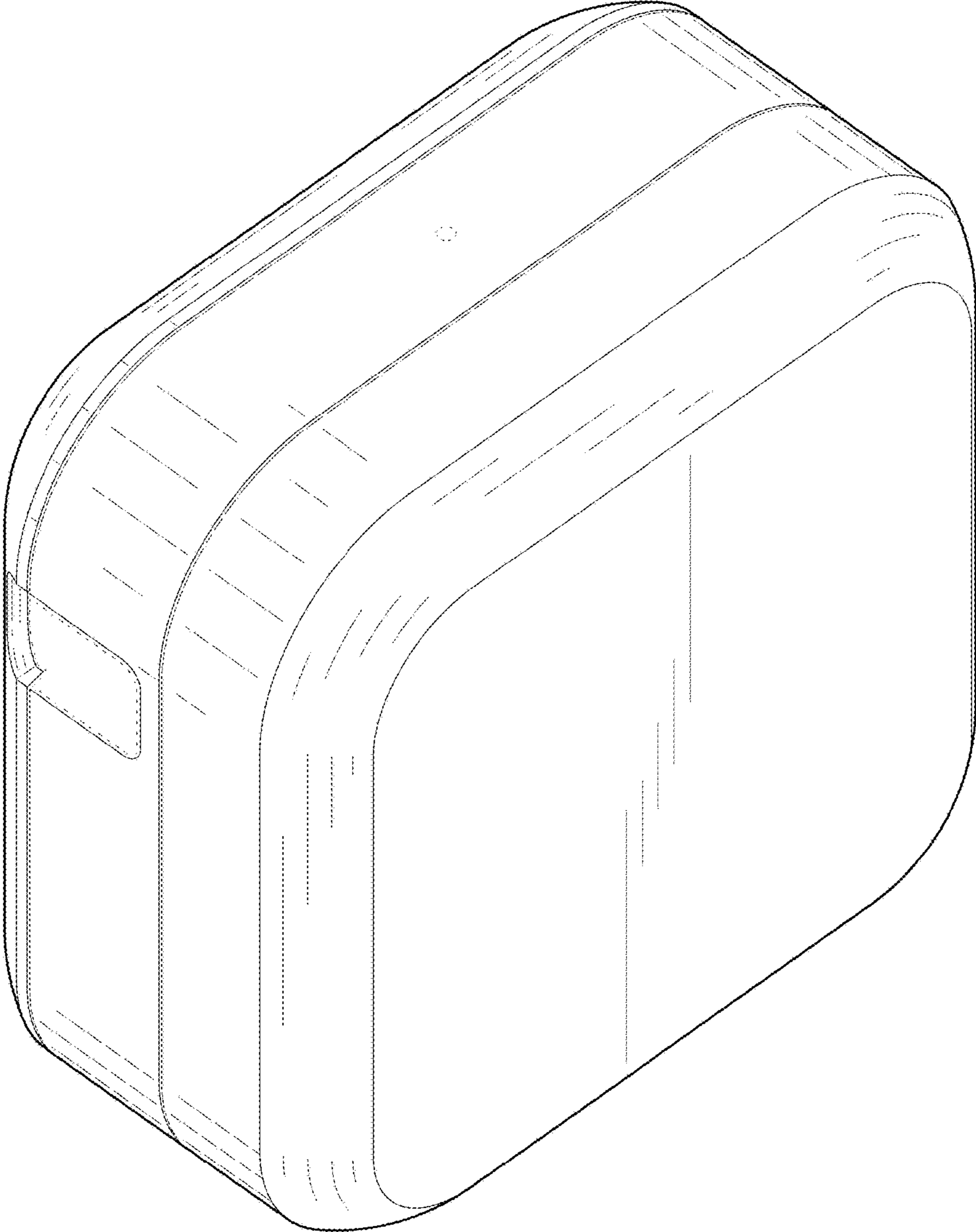


FIG. 1

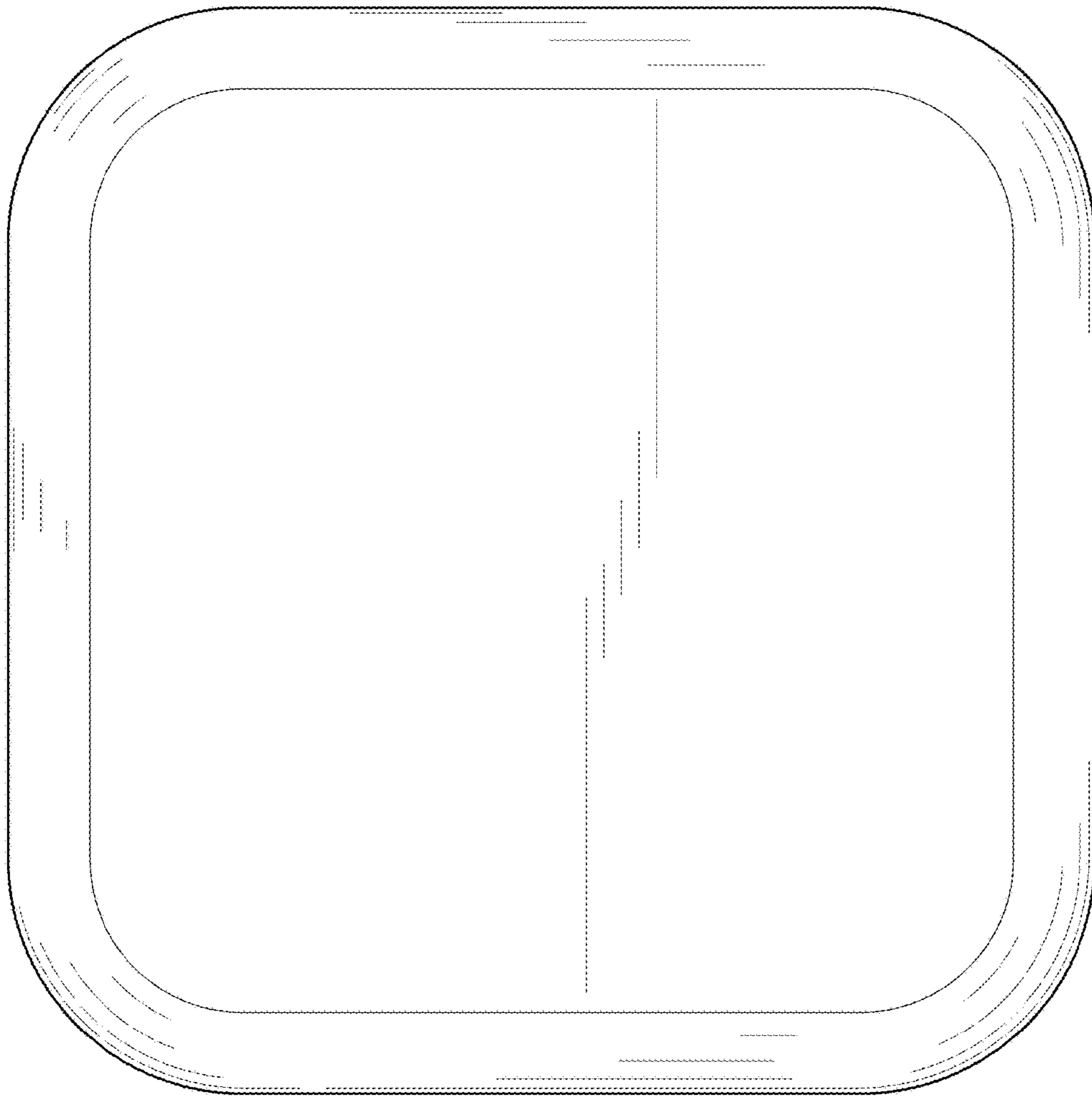


FIG. 2




FIG. 3




FIG. 4

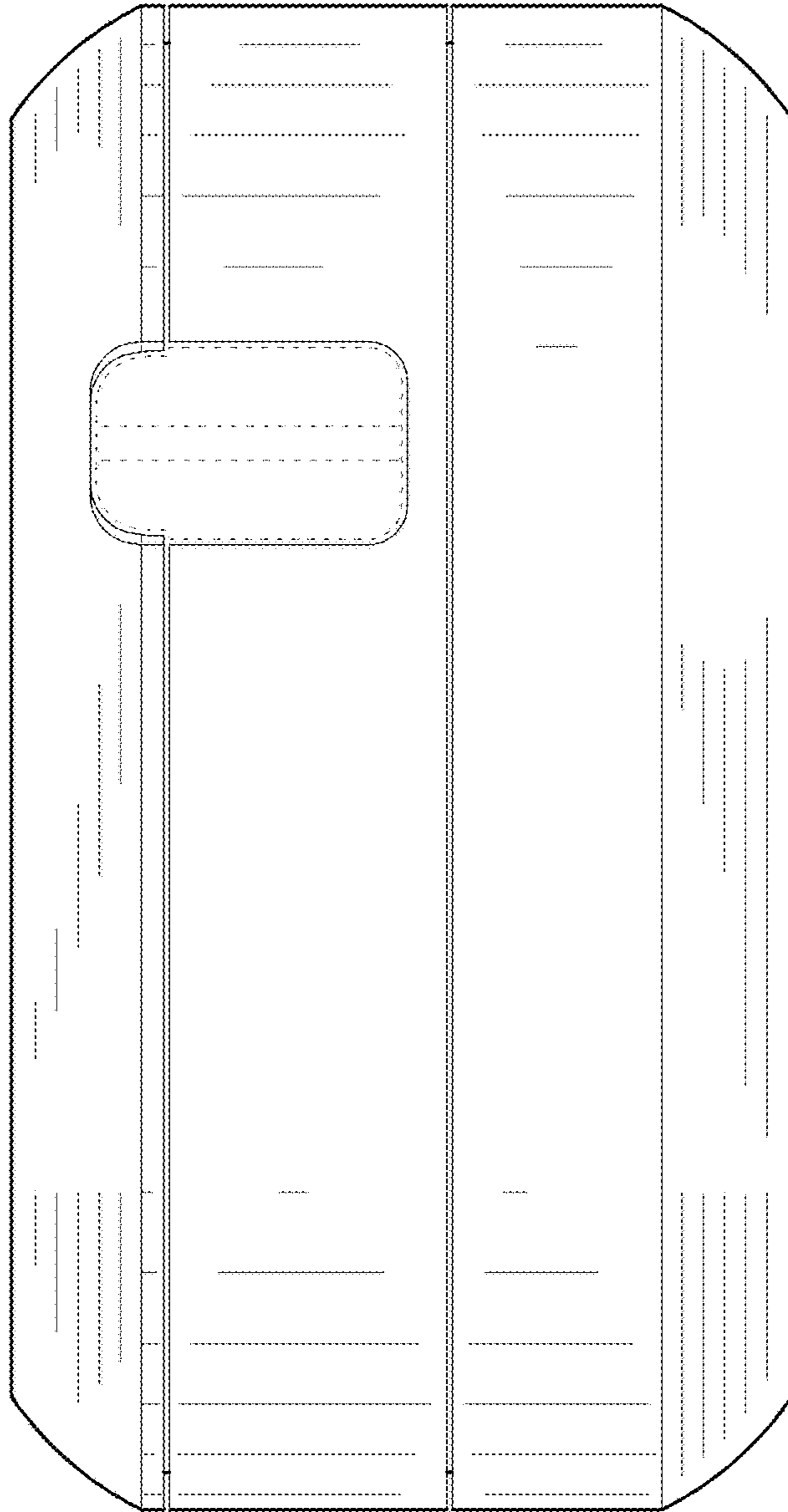


FIG. 5

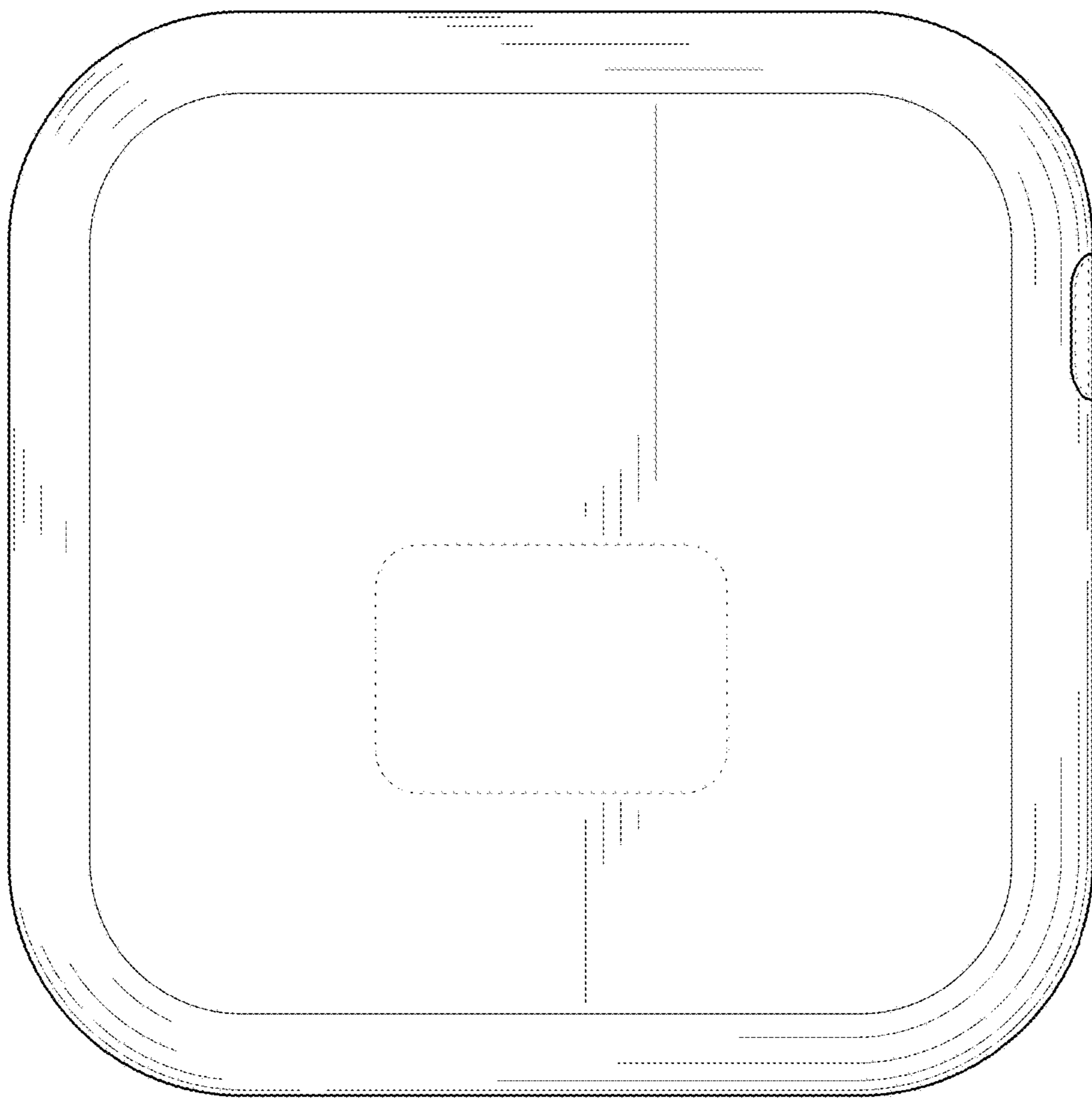


FIG. 6




FIG. 7