



US00D829273S

(12) **United States Design Patent**
Campanini

(10) **Patent No.:** **US D829,273 S**

(45) **Date of Patent:** **** Sep. 25, 2018**

(54) **CASH REGISTER**

(71) Applicant: **Custom S.p.A.**, Fontevivo (IT)

(72) Inventor: **Alberto Campanini**, Fidenza (IT)

(73) Assignee: **Custom S.p.A.** (IT)

(**) Term: **15 Years**

(21) Appl. No.: **29/532,456**

(22) Filed: **Jul. 7, 2015**

(51) **LOC (11) Cl.** **18-01**

(52) **U.S. Cl.**
USPC **D18/4.5**; D14/341

(58) **Field of Classification Search**

USPC D18/1–12.3, 46–49; D14/125–127, 230,
D14/307, 314, 323, 336, 345, 385, 422,
D14/496, 373, 371, 374–377, 341, 389;
705/16, 17; D99/34, 43; 235/449

CPC G07G 1/0018; G07G 1/12; G06F 21/86
See application file for complete search history.

(56) **References Cited**

U.S. PATENT DOCUMENTS

D316,549 S *	4/1991	Hampf	D14/339
D524,312 S *	7/2006	Young	D14/375
D529,910 S *	10/2006	Ota	D14/374
D532,763 S *	11/2006	Rashid	D14/126
D541,768 S *	5/2007	Knoedler-Bunte	D14/126
D587,296 S *	2/2009	Kuramochi	D18/4.5
D625,724 S *	10/2010	Chen	D14/374
D656,137 S *	3/2012	Chung	D14/341
D661,266 S *	6/2012	Laube	D14/126
D667,404 S *	9/2012	Akana	D14/389
D675,613 S *	2/2013	Chu	D14/341
D683,709 S *	6/2013	Choi	D14/126
D699,240 S *	2/2014	Kim	D14/341

D702,658 S *	4/2014	Kim	D14/126
D707,211 S *	6/2014	Ho	D14/240
D711,870 S *	8/2014	Johnson	D14/307
D712,399 S *	9/2014	Sohn	D14/336
D717,785 S *	11/2014	Winston	D14/307
D718,308 S *	11/2014	Nishizawa	D14/389
D745,512 S *	12/2015	Lee	D14/371
D749,564 S *	2/2016	Cho	D14/341
D755,783 S *	5/2016	Shi	D14/336
D762,258 S *	7/2016	Jenkins	D18/4.5
D771,180 S *	11/2016	Jenkins	D18/4.5
D773,554 S *	12/2016	Zong	D18/4.4
D775,595 S *	1/2017	Nuk	D14/126
D776,112 S *	1/2017	Bae	D14/374
D778,982 S *	2/2017	Beatty	D18/4.5
2013/0155595 A1 *	6/2013	Herring	G07G 1/0018 361/679.21
2013/0262248 A1 *	10/2013	Kim	G07G 1/0018 705/17

* cited by examiner

Primary Examiner — Susan B Hattan

Assistant Examiner — Brett A Miller

(74) *Attorney, Agent, or Firm* — Laubscher, Spendlove & Laubscher, P.C.

(57) **CLAIM**

The ornamental design for a cash register, as shown and described.

DESCRIPTION

FIG. 1 is a front right perspective view of cash register illustrating my design;

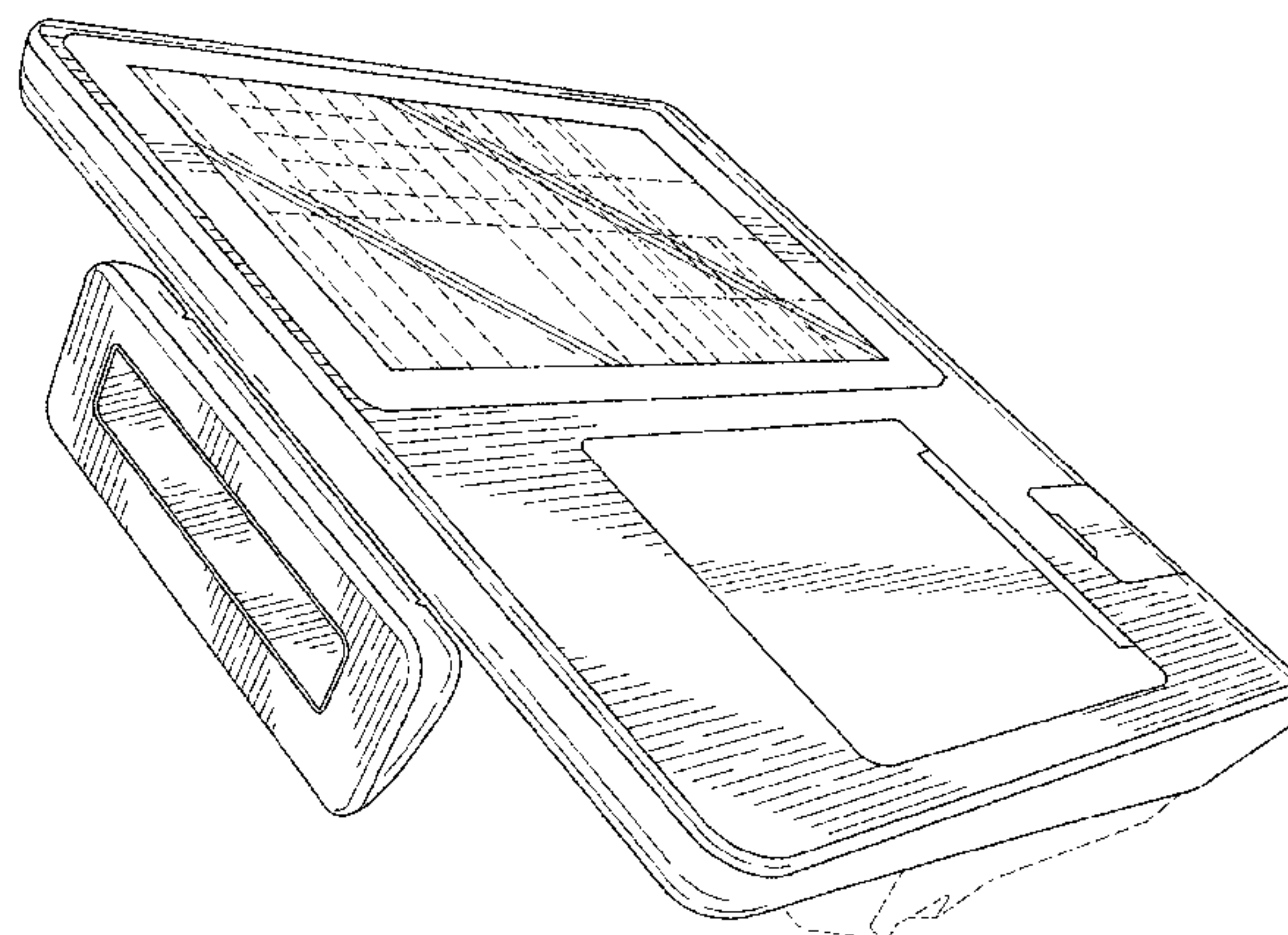
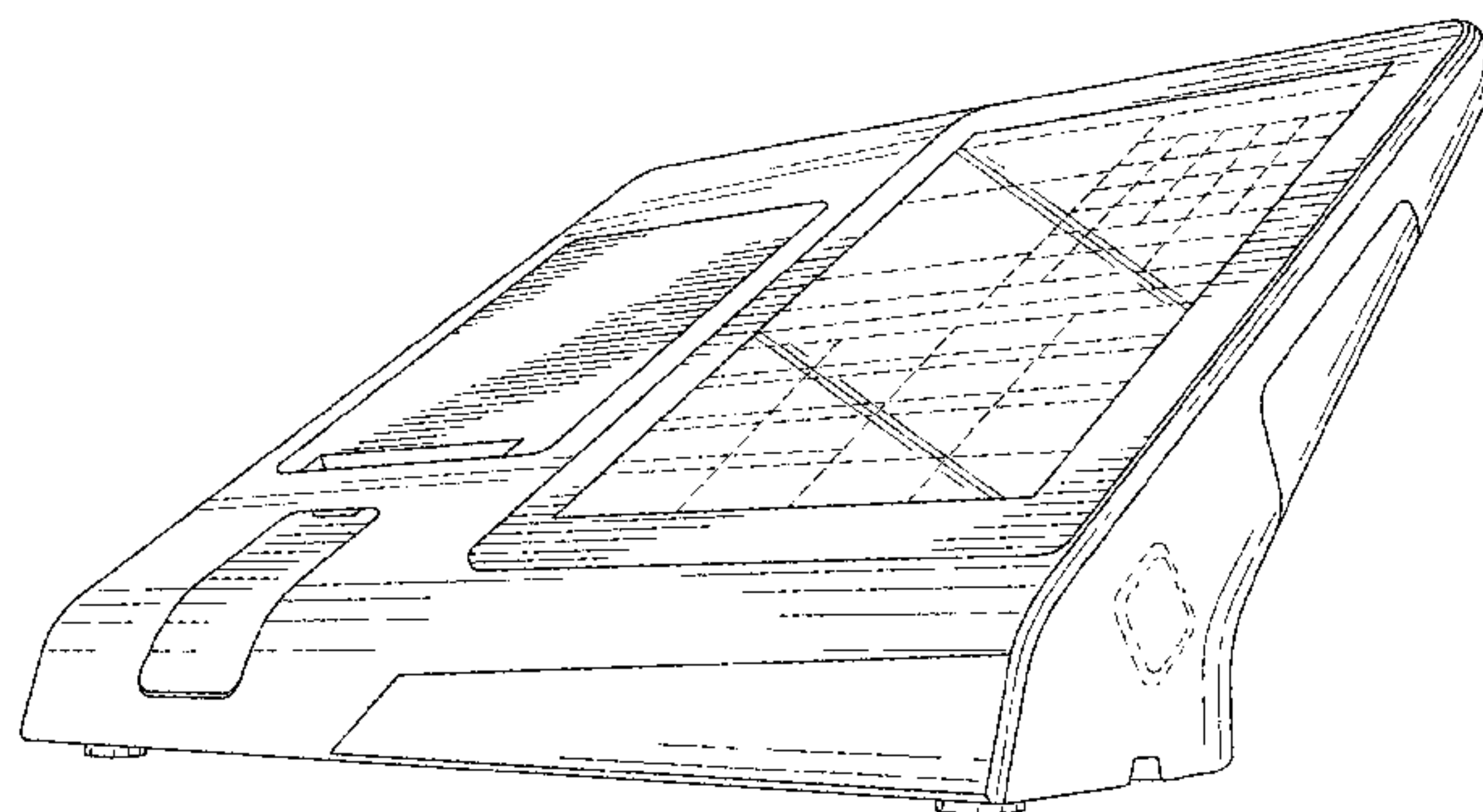
FIG. 2 is a top right perspective view thereof;

FIG. 3 is a top plan view thereof; and,

FIG. 4 is a top left perspective view thereof.

The broken lines in the drawing show environmental features which form no part of the claimed design.

1 Claim, 4 Drawing Sheets



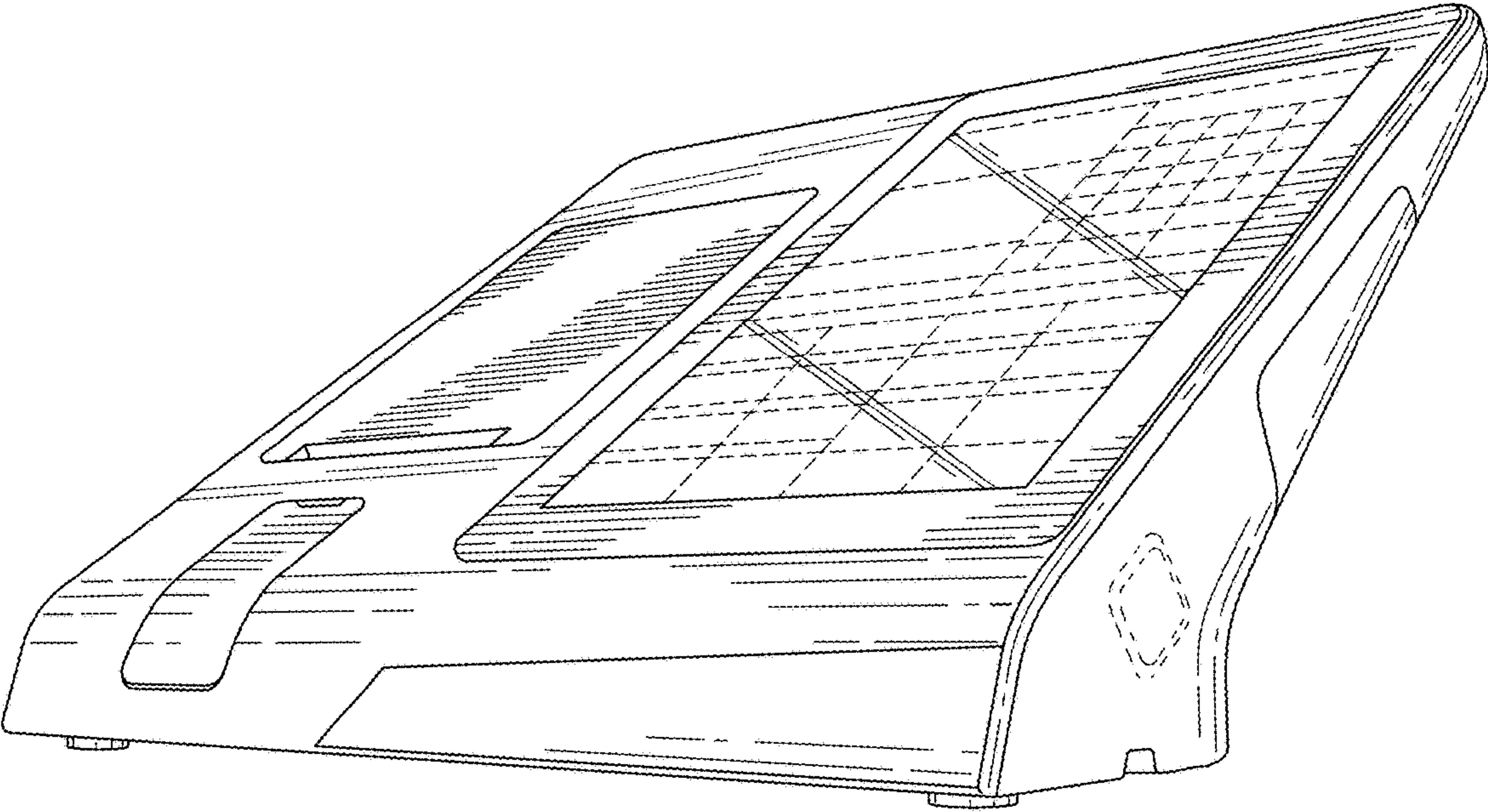


FIG. 1

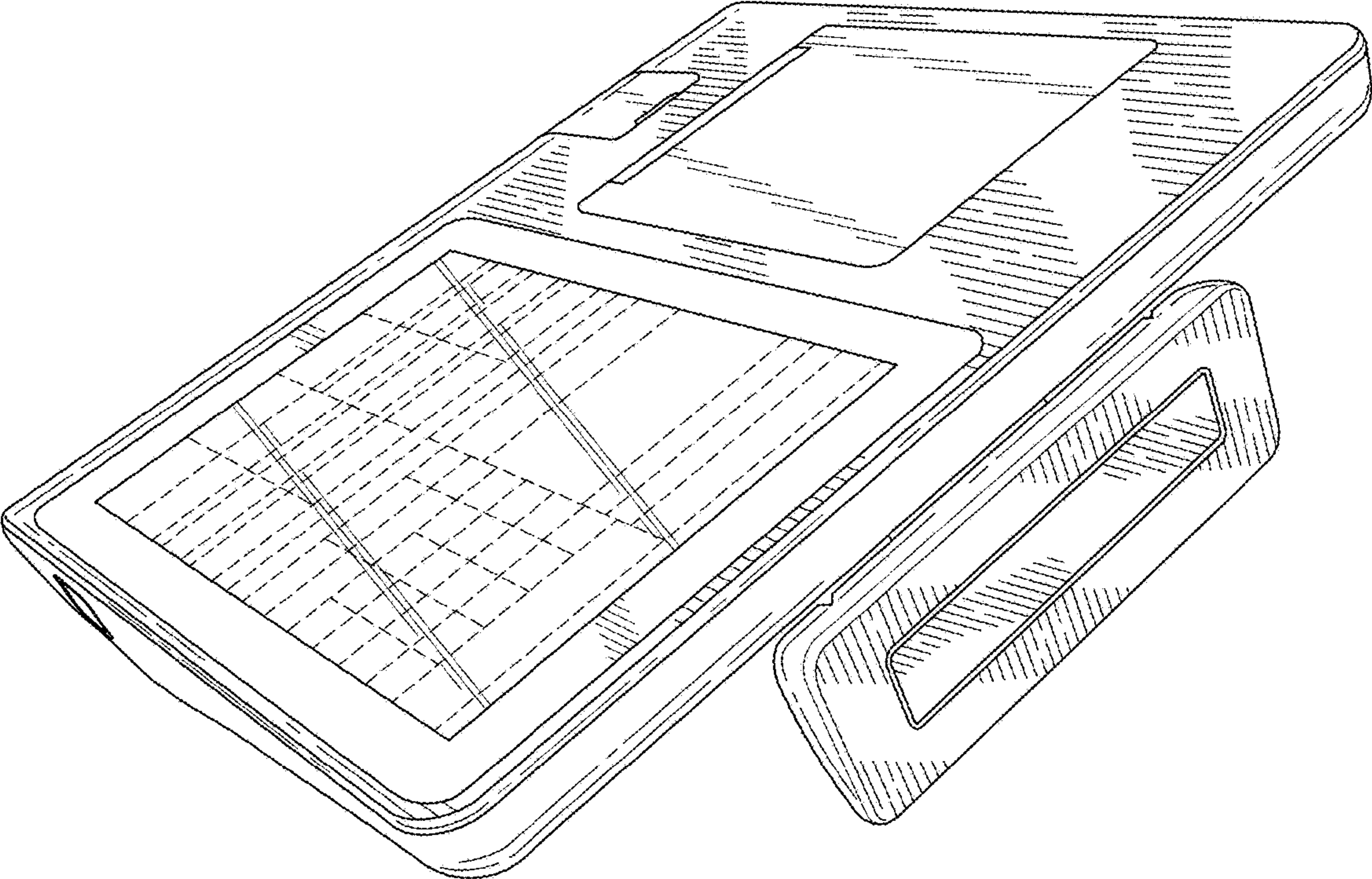


FIG. 2

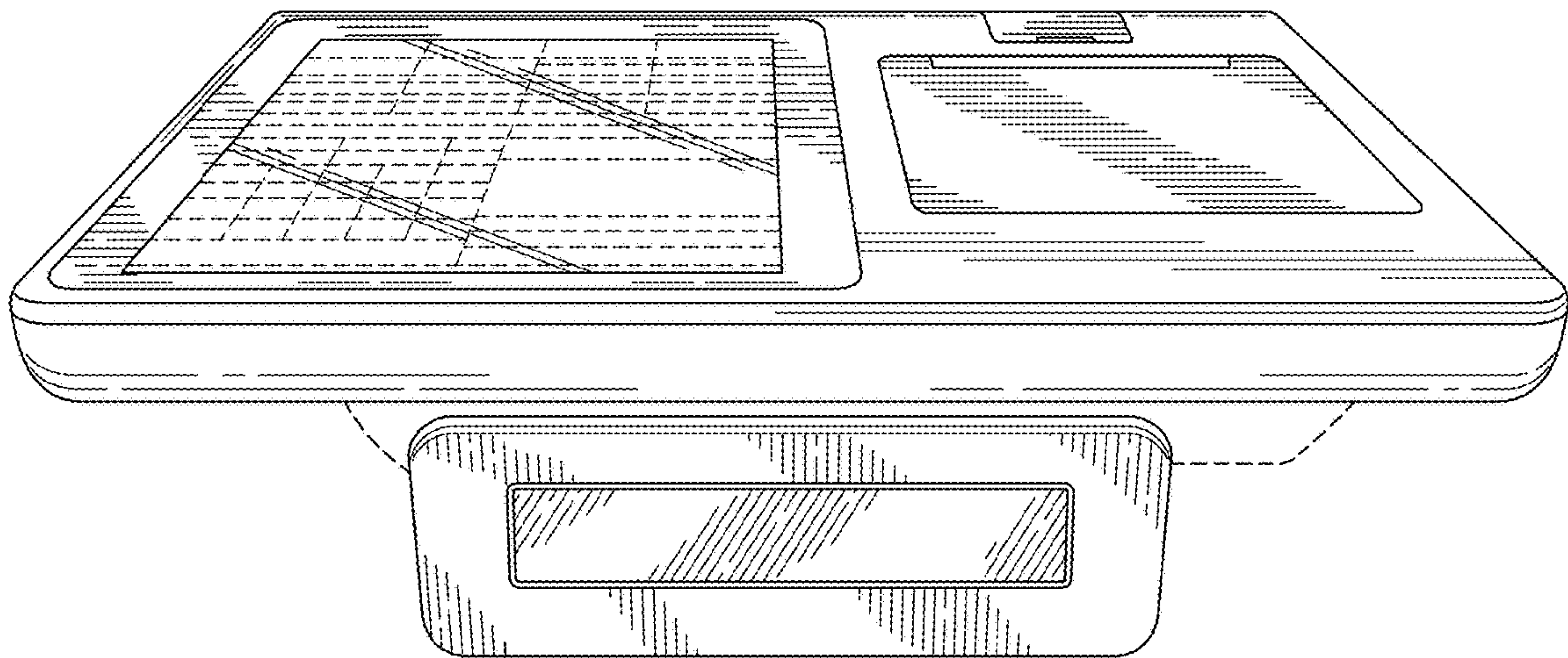


FIG. 3

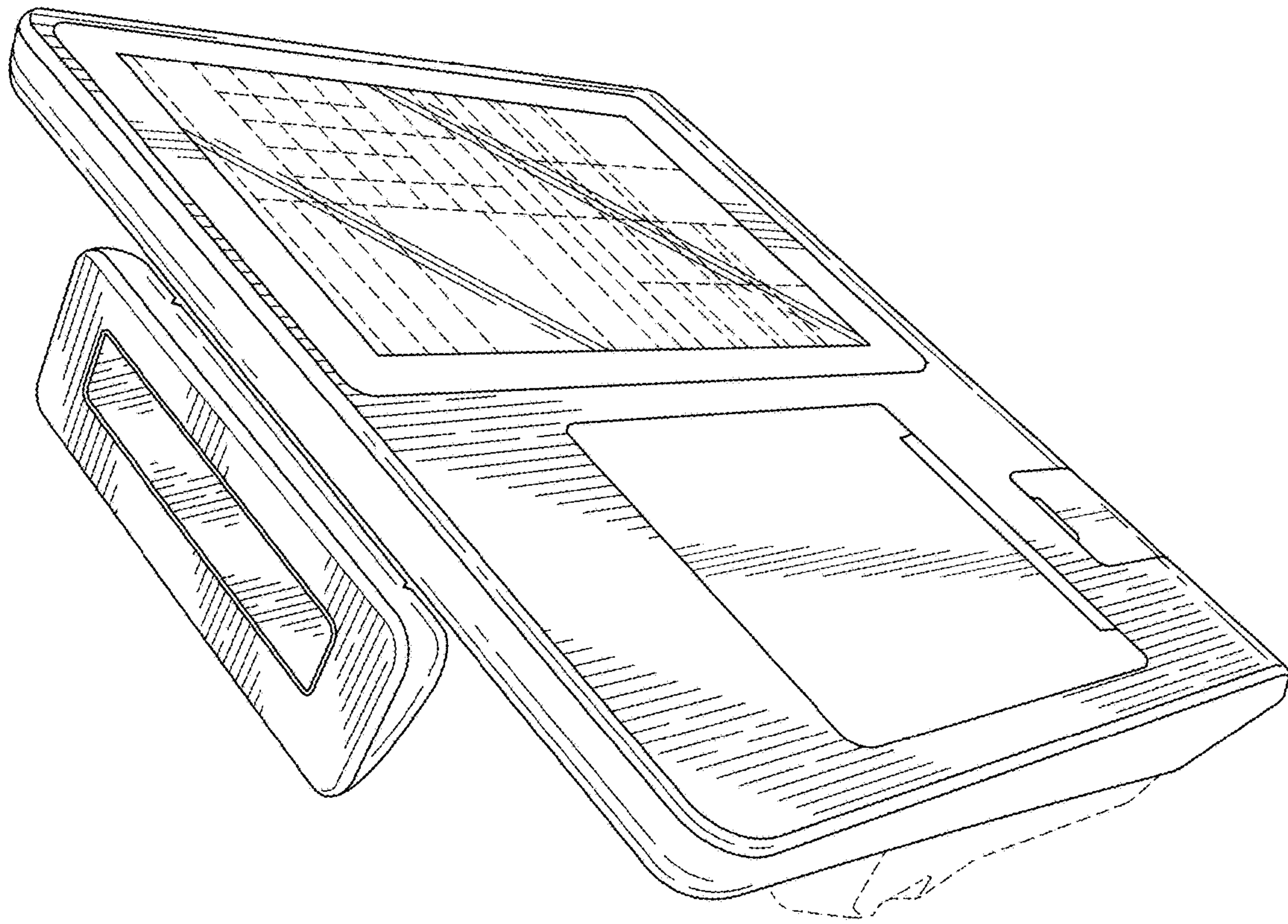


FIG. 4