



US00D829255S

(12) **United States Design Patent** (10) **Patent No.:** **US D829,255 S**
Day (45) **Date of Patent:** **** Sep. 25, 2018**

(54) **CONTACT LENS**
(71) Applicant: **Novartis AG**, Basel (CH)
(72) Inventor: **Ellen A. Day**, Alpharetta, GA (US)
(73) Assignee: **Novartis AG**, Basel (CH)
(**) Term: **15 Years**

4,981,487 A 1/1991 da Costa
5,034,166 A 7/1991 Rawlings
5,116,112 A 5/1992 Rawlings
5,120,121 A 6/1992 Rawlings
5,160,463 A 11/1992 Evans
5,260,727 A 11/1993 Oksman
(Continued)

FOREIGN PATENT DOCUMENTS

EP 0309154 A2 3/1989
EP 0472496 A2 2/1992
(Continued)

(21) Appl. No.: **29/600,552**
(22) Filed: **Apr. 13, 2017**
(51) **LOC (11) Cl.** **16-06**
(52) **U.S. Cl.**
USPC **D16/101**
(58) **Field of Classification Search**
USPC D16/101, 300-342, 900; D29/109-110;
D21/483, 659-661; D14/372; 351/41,
351/44, 45-48, 51-52, 62, 158, 92,
351/103-123, 140-153, 63, 59; 2/13, 15,
2/426-432, 447-449, 441, 434-437
CPC G02C 2200/08; G02C 1/06; G02C 5/14;
G02C 11/02; G02C 11/04; G02C 5/16;
G02C 2200/22; G02C 5/146; G02C
5/2254; G02C 5/008; G01C 5/16; A61M
2021/0044; A63B 33/002
See application file for complete search history.

OTHER PUBLICATIONS

Google and Novartis will create 'smart' contact lenses [dated Jul. 21, 2014, online],[site visited Apr. 20, 2018]. Available from the Internet, <URL: <http://iphonebul.blogspot.com/2014/07/google-and-novartis-will-create-smart.html>> (Year: 2014).*

(Continued)

Primary Examiner — Eric L Goodman
Assistant Examiner — Sanjeev Paul
(74) *Attorney, Agent, or Firm* — Sheng-Hsin Hu

(57) **CLAIM**

The ornamental design of a contact lens, as shown and described.

(56) **References Cited**

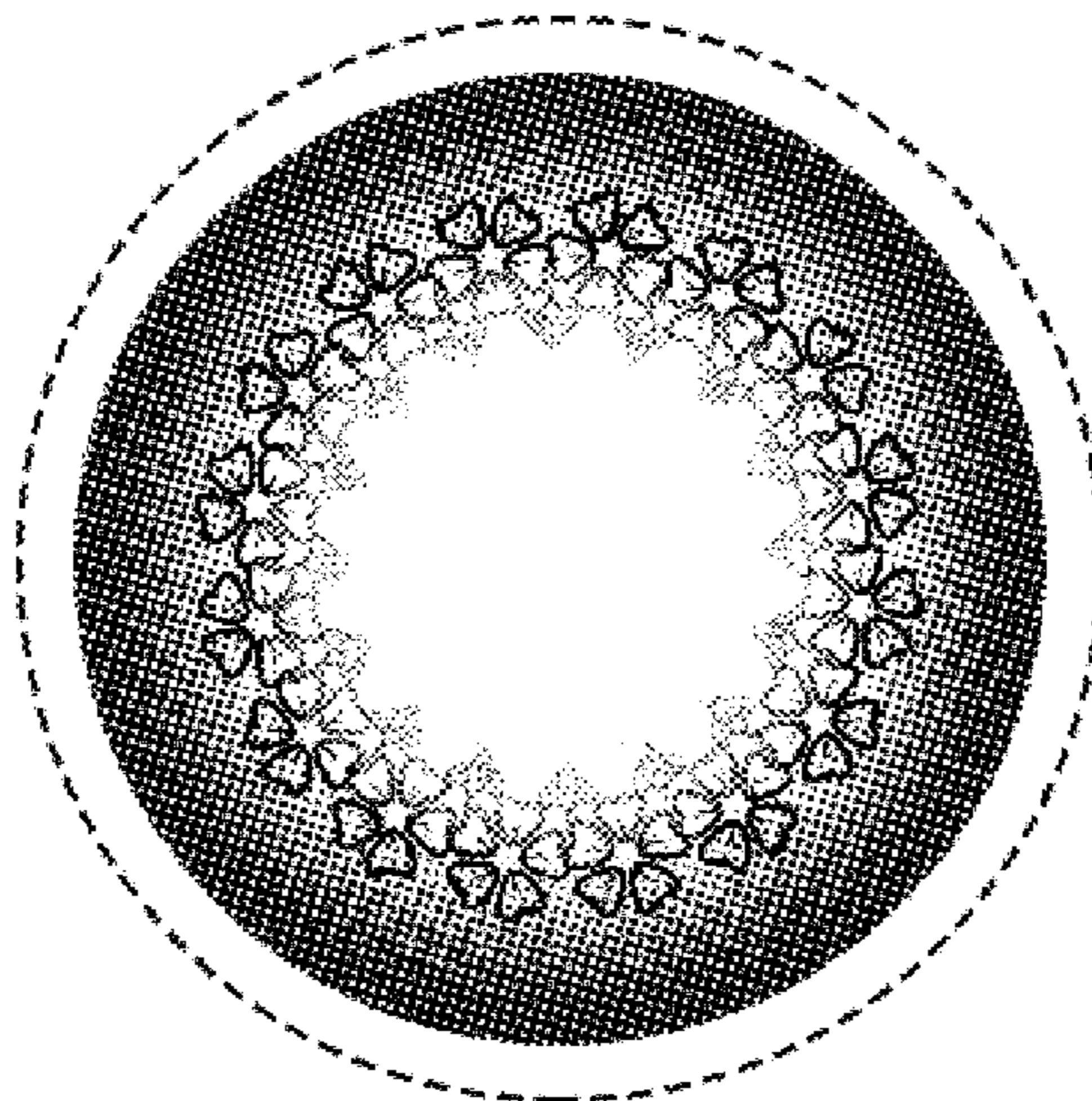
U.S. PATENT DOCUMENTS

3,536,386 A 10/1970 Spivack
3,679,504 A 7/1972 Wichterle
3,712,718 A 1/1973 LeGrand
4,460,523 A 7/1984 Neefe
4,582,402 A 4/1986 Knapp
4,634,449 A 1/1987 Jenkins
4,704,017 A 11/1987 Knapp
4,719,657 A 1/1988 Bawa
4,720,188 A 1/1988 Knapp
4,744,647 A 5/1988 Meshel
4,923,480 A 5/1990 Monestere

DESCRIPTION

FIG. 1 is a front planar view of a contact lens showing my new design;
FIG. 2 is a right side view of the contact lens; and,
FIG. 3 is a left side view of the contact lens.
The broken lines shown in the figure Drawings that are immediately adjacent to the unshaded areas represent the bounds of the claim; the broken lines form no part of the claimed design.

1 Claim, 3 Drawing Sheets



(56)

References Cited

U.S. PATENT DOCUMENTS

5,302,978 A 4/1994 Evans
 5,414,477 A 5/1995 Jahnke
 5,936,705 A 8/1999 Ocampo
 5,963,298 A 10/1999 Bard
 6,030,078 A 2/2000 Ocampo
 6,132,043 A 10/2000 Atkins
 6,196,683 B1 3/2001 Quinn
 6,315,410 B1 11/2001 Doshi
 6,322,214 B1 11/2001 Atkins
 6,337,040 B1 1/2002 Thakrar
 6,488,375 B2 12/2002 Streibig
 6,488,376 B1 12/2002 Streibig
 6,494,575 B1 12/2002 Jahnke
 6,523,953 B2 12/2003 Jahnke
 6,733,126 B2 5/2004 Streibig
 6,767,097 B2 7/2004 Streibig
 6,786,597 B2 9/2004 Streibig
 6,800,225 B1 10/2004 Hagmann
 6,811,259 B2 11/2004 Tucker
 6,824,267 B2 11/2004 Streibig
 6,827,440 B2 12/2004 Ocampo
 6,834,955 B2 12/2004 Doshi
 6,880,932 B2 4/2005 Doshi
 6,890,075 B2 5/2005 Francis
 6,896,369 B2 5/2005 Streibig
 6,929,367 B2 8/2005 Jahnke
 7,048,375 B2 5/2006 Doshi
 7,210,778 B2 5/2007 Ocampo
 7,246,903 B2 7/2007 Bowers
 7,255,438 B2 8/2007 Atkins
 7,267,846 B2 9/2007 Doshi
 7,278,736 B2 10/2007 Ocampo
 D556,228 S * 11/2007 Lam D16/101
 7,296,891 B2 11/2007 Streibig
 7,306,333 B2 12/2007 Tucker
 7,354,959 B2 4/2008 Tucker
 7,384,590 B2 6/2008 Kelly
 7,387,759 B2 6/2008 Kelly
 7,438,412 B2 10/2008 Ocampo
 7,549,742 B2 6/2009 Doshi
 7,634,715 B2 12/2009 Hertzfeld
 7,641,336 B2 1/2010 Dukes
 D660,893 S * 5/2012 Wang D16/101
 D671,580 S * 11/2012 Fahy D16/101
 8,770,747 B2 * 7/2014 Corti G02C 7/046
 351/159.3
 9,039,173 B2 5/2015 Tucker
 D751,615 S * 3/2016 Hachnochi D16/101
 D755,868 S * 5/2016 Wright D16/101
 D755,869 S * 5/2016 Wright D16/101
 D755,870 S * 5/2016 Wright D16/101
 D755,871 S * 5/2016 Wright D16/101
 D755,872 S * 5/2016 Bowers D16/101
 D756,432 S * 5/2016 Wright D16/101
 D756,433 S * 5/2016 Bowers D16/101
 D756,434 S * 5/2016 Bowers D16/101
 D757,145 S * 5/2016 Bowers D16/101
 D765,751 S * 9/2016 Bowers D16/101
 D788,200 S * 5/2017 Caldarise D16/101
 D788,830 S * 6/2017 Caldarise D16/101

D789,433 S * 6/2017 Caldarise D16/101
 2002/0030788 A1 3/2002 Doshi
 2002/0039172 A1 4/2002 Ocampo
 2002/0057416 A1 5/2002 Streibig
 2002/0080327 A1 6/2002 Clark
 2002/0191152 A1 12/2002 Hsu
 2003/0025872 A1 2/2003 Ocampo
 2003/0025873 A1 2/2003 Ocampo
 2003/0030773 A1 2/2003 Ocampo
 2003/0071964 A1 4/2003 Doshi
 2003/0117576 A1 6/2003 Thakrar
 2003/0169401 A1 9/2003 Ocampo
 2004/0119939 A1 6/2004 Clark
 2004/0130676 A1 7/2004 Doshi
 2005/0068491 A1 3/2005 Ocampo
 2005/0168688 A1 8/2005 Doshi
 2005/0237484 A1 10/2005 Ocampo
 2005/0254002 A1 11/2005 Dukes
 2005/0272833 A1 12/2005 Doshi
 2006/0050230 A1 * 3/2006 Bowers G02C 7/046
 351/159.28
 2006/0050233 A1 * 3/2006 Bowers G02C 7/046
 351/159.24
 2006/0114410 A1 6/2006 Ocampo
 2006/0181676 A1 8/2006 Tucker
 2007/0263170 A1 11/2007 Ocampo
 2008/0225058 A1 9/2008 Hertzfeld
 2008/0278680 A1 11/2008 Ocampo
 2010/0073630 A1 * 3/2010 Dukes G02C 7/046
 351/159.06
 2010/0103370 A1 4/2010 Ocampo
 2011/0069276 A1 3/2011 Tucker

FOREIGN PATENT DOCUMENTS

EP 0982617 A1 3/2000
 EP 1226465 B1 7/2002
 GB 2202540 A 9/1988
 GB 2440558 A 2/2008
 WO 9946630 A1 9/1999
 WO 02057837 A2 7/2002
 WO 2004061520 A1 7/2004
 WO 2004097503 A1 11/2004
 WO 2005081048 A2 9/2005
 WO 2006023664 A1 3/2006
 WO 2007013857 A1 2/2007

OTHER PUBLICATIONS

Patents Foreshadow A Future With Intelligent Contact Lenses That View And Record Video [dated: unknown, online],[site visited Apr. 20, 2018]. Available from the Internet, <URL: <https://www.securityinformed.com/insights/patents-foreshadow-future-intelligent-contact-lenses-view-record-video-sb:20642.html>> (Year: 2018).
 Authors: Lynn M. Matsuda, Constance L. Woldorff, Rodger T. Kame, Jon K. Hayashida Title: Clinical Comparison of Corneal Diameter and Curvature in Asian Eyes with Those of Caucasian Eyes Published: Optometry and Vision Science 1992, vol. 69, No. 1, pp. 51-54.

* cited by examiner

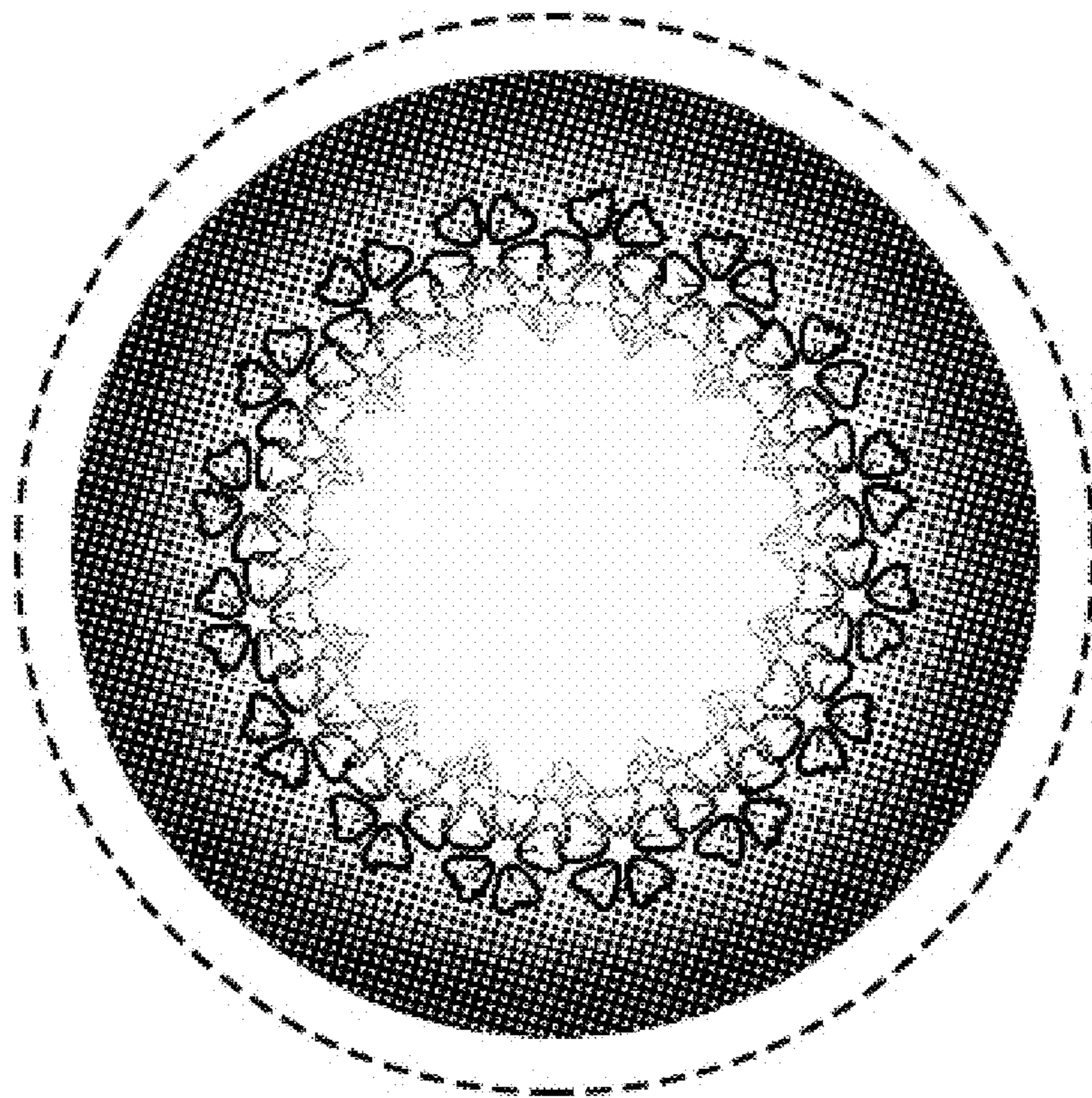


FIG. 1

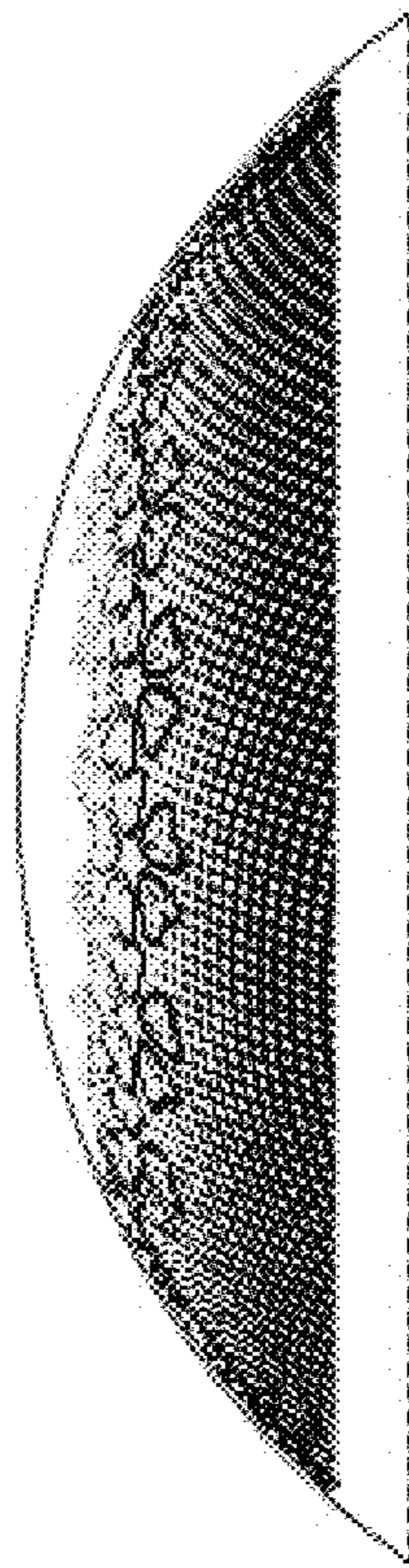


FIG. 2




FIG. 3