



US00D829247S

(12) **United States Design Patent** (10) **Patent No.:** **US D829,247 S**  
**Chalfant** (45) **Date of Patent:** **\*\* Sep. 25, 2018**

(54) **CARBIDE STONE**  
(71) Applicant: **Smith's Consumer Products, Inc.**, Hot Springs, AR (US)  
(72) Inventor: **Louis Chalfant**, Hot Springs, AR (US)  
(73) Assignee: **Smith's Consumer Products, Inc.**, Hot Springs, AR (US)  
(\*\*) Term: **15 Years**  
(21) Appl. No.: **29/559,282**  
(22) Filed: **Mar. 25, 2016**  
(51) **LOC (11) Cl.** ..... **15-09**  
(52) **U.S. Cl.**  
USPC ..... **D15/126**  
(58) **Field of Classification Search**  
USPC ..... D15/123, 126, 138  
CPC ..... B23F 21/02; B23K 26/40; B23K 26/0823;  
B23K 2203/30; B23K 2203/50; B23K  
2203/52; B24B 53/06; Y10S 76/12  
See application file for complete search history.

(56) **References Cited**  
U.S. PATENT DOCUMENTS  
D199,454 S \* 10/1964 Bradbury ..... D15/143  
3,229,425 A \* 1/1966 Homeyer ..... B24D 15/02  
451/552  
3,396,361 A \* 8/1968 Sussman ..... H01L 23/40  
174/16.3  
4,268,096 A \* 5/1981 Cain ..... F16C 23/084  
384/428  
4,517,585 A \* 5/1985 Ridout ..... H01L 23/4006  
174/16.3  
D363,500 S \* 10/1995 Ichihara ..... D15/143  
D367,249 S \* 2/1996 Ott ..... D12/114  
5,505,546 A \* 4/1996 Okude ..... F16C 33/20  
384/276

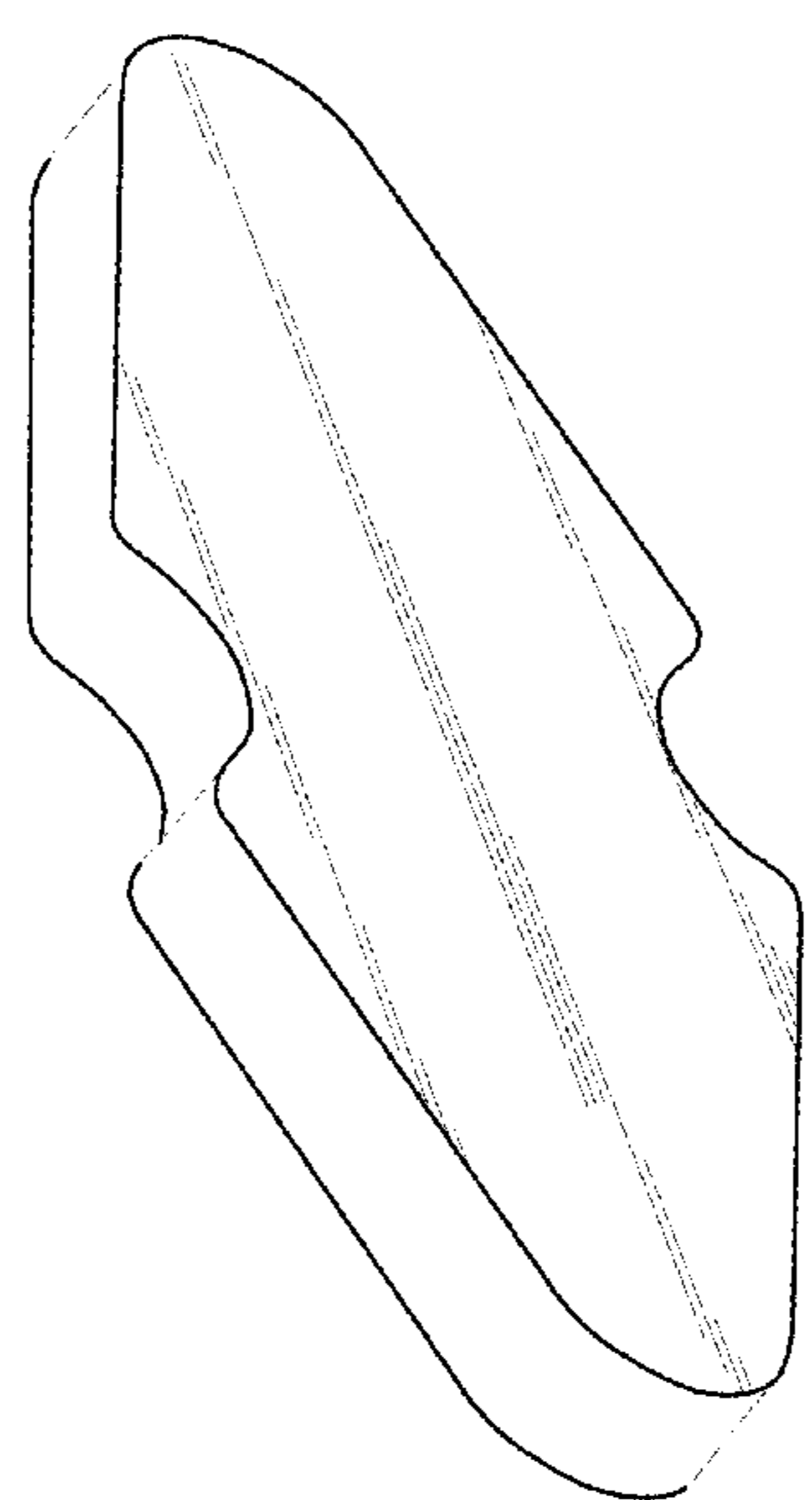
D371,139 S \* 6/1996 Waskiewicz ..... 384/428  
D420,688 S \* 2/2000 Ichihara ..... D15/143  
D695,788 S \* 12/2013 Wilkinson ..... D15/7  
D743,356 S \* 11/2015 Sharma ..... D13/182  
D747,952 S \* 1/2016 Attanasio ..... D8/349  
D779,921 S \* 2/2017 Del Rossa ..... D12/223  
D779,923 S \* 2/2017 Del Rossa ..... D12/223  
2002/0008387 A1 \* 1/2002 Vasudeva ..... F01N 13/16  
285/405  
2008/0087409 A1 \* 4/2008 Nakamura ..... F28D 9/0025  
165/165  
2011/0047997 A1 \* 3/2011 Goplen ..... F01N 3/34  
60/317

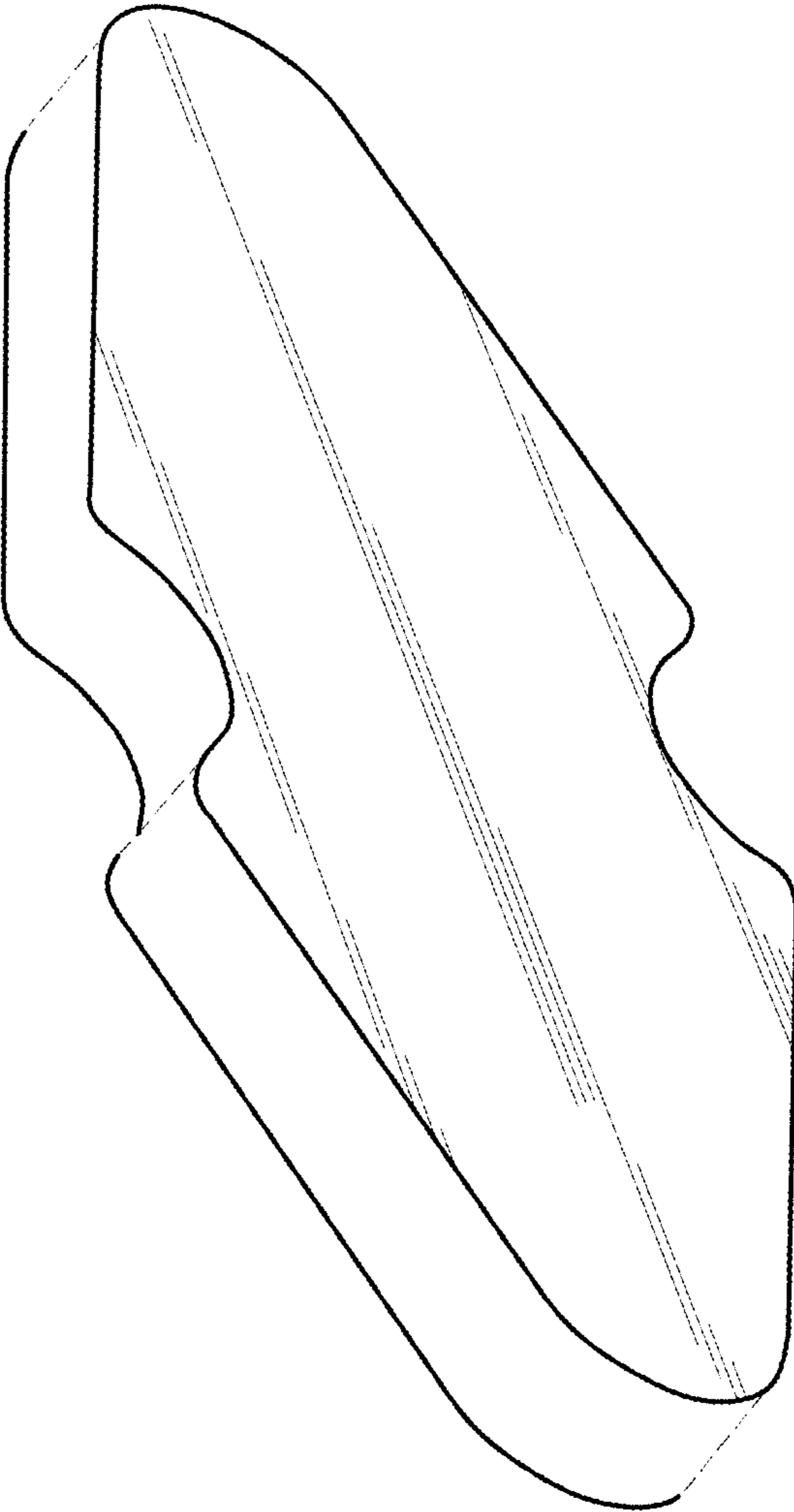
\* cited by examiner  
*Primary Examiner* — Patricia A Palasik  
(74) *Attorney, Agent, or Firm* — Richard Blakely  
Glasgow

(57) **CLAIM**  
The ornamental design for a carbide stone, as shown and described.

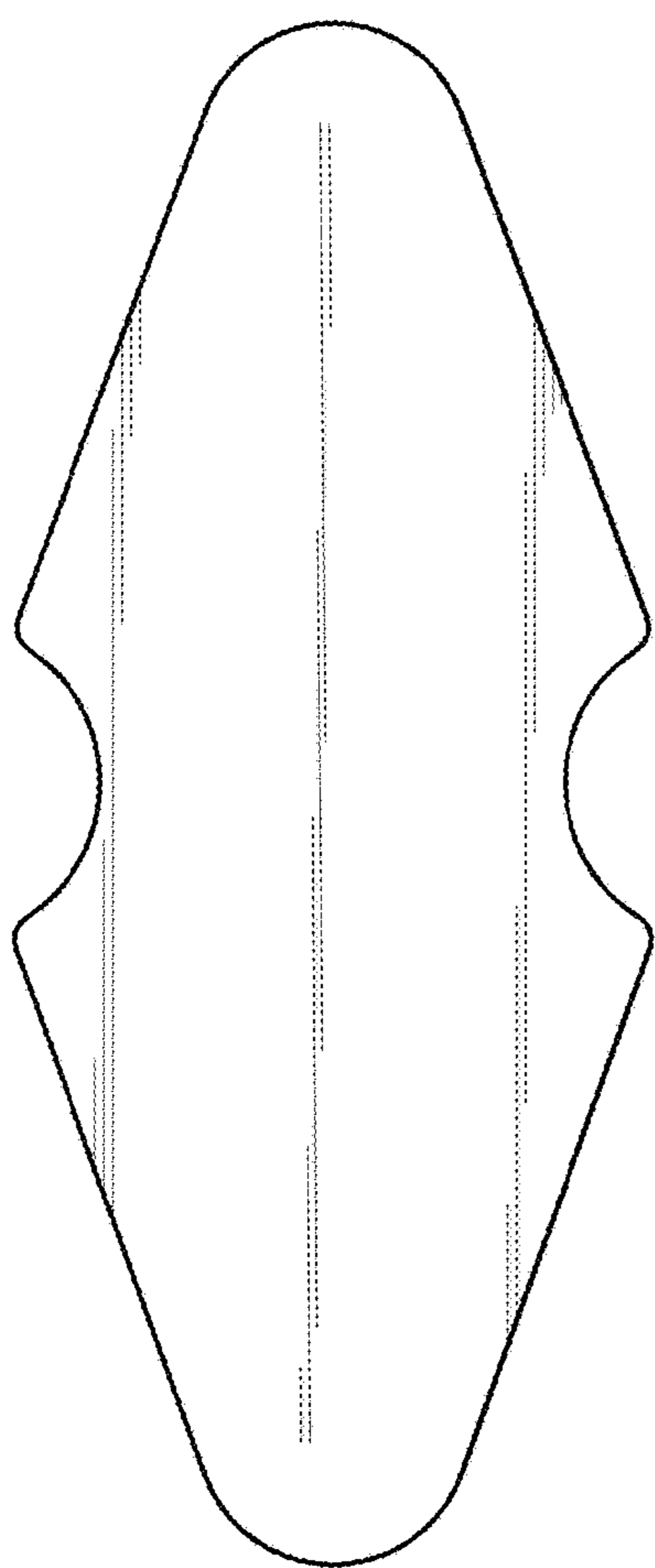
**DESCRIPTION**  
FIG. 1 is a front perspective view of the design for a carbide stone of the invention;  
FIG. 2 is a front elevational view of the carbide stone of FIG. 1;  
FIG. 3 is a rear elevational view of the carbide stone of FIG. 1;  
FIG. 4 is a top plan view of carbide stone of FIG. 1;  
FIG. 5 is a bottom plan view of the carbide stone of FIG. 1;  
FIG. 6 is a side elevational view of the carbide stone of FIG. 1; and,  
FIG. 7 is an opposite side elevational view of the carbide stone of FIG. 1.  
The broken lines in the drawings depict unclaimed environmental subject matter.

**1 Claim, 4 Drawing Sheets**

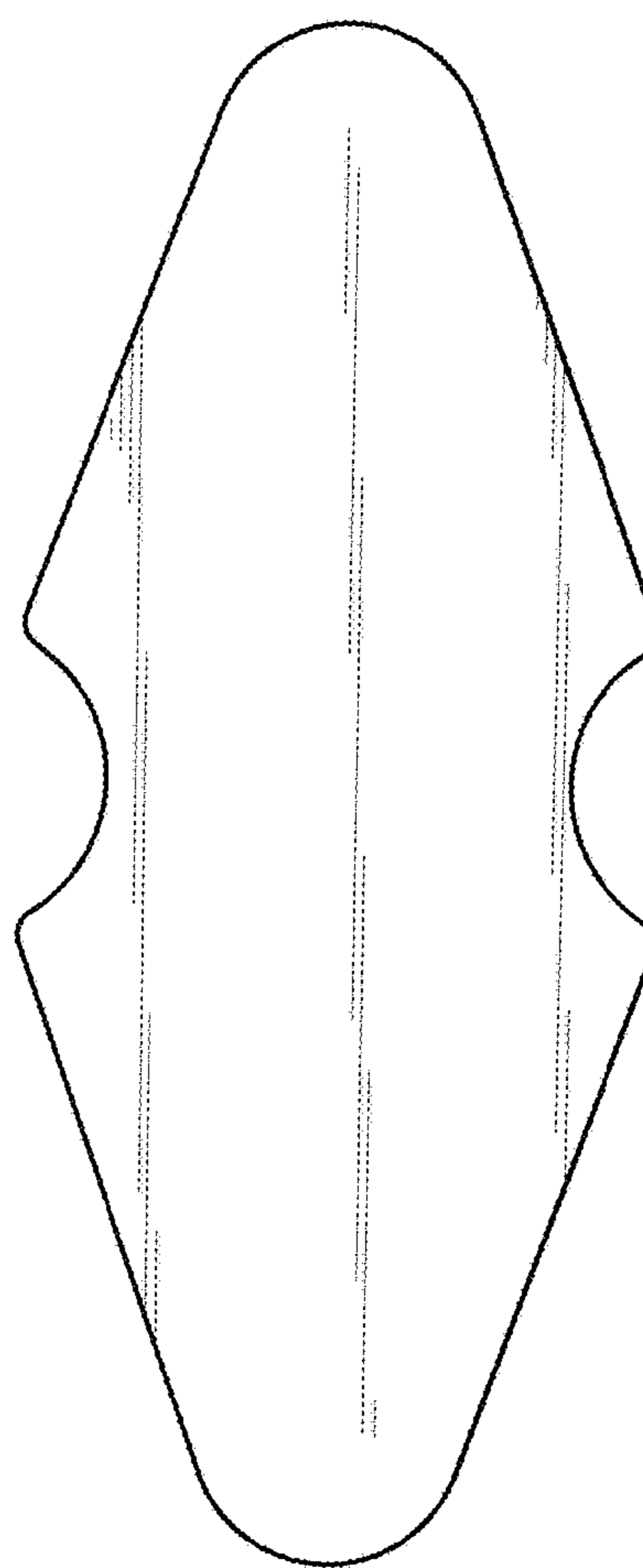





**FIG. 1**



**FIG. 2**




**FIG. 3**



***FIG. 4***



***FIG. 5***



***FIG. 6***



***FIG. 7***