



US00D829245S

(12) **United States Design Patent** (10) **Patent No.:** **US D829,245 S**
Kim et al. (45) **Date of Patent:** **** Sep. 25, 2018**

(54) **REFRIGERATOR**

(71) Applicant: **Samsung Electronics Co., Ltd.**,
Suwon-si (KR)
(72) Inventors: **Binna Kim**, Seoul (KR); **Jae-Moon Lee**, Seoul (KR); **Yoonjoo Kwon**, Seoul (KR); **Hyunsoo Kim**, Seongnam-si (KR); **Cheolwoong Seo**, Seongnam-si (KR); **Sunmin Lee**, Seoul (KR)

(73) Assignee: **Samsung Electronics Co., Ltd.**,
Suwon-si (KR)

(**) Term: **15 Years**

(21) Appl. No.: **29/594,555**

(22) Filed: **Feb. 21, 2017**

(30) **Foreign Application Priority Data**

Sep. 1, 2016 (KR) 30-2016-0043004

(51) **LOC (11) Cl.** **15-07**

(52) **U.S. Cl.**
USPC **D15/88**

(58) **Field of Classification Search**
USPC D15/79-91; D99/1, 2, 6, 7
CPC .. F25D 11/00; F25D 17/065; F25D 2325/022;
F25D 23/069; F25D 25/025; F25D 11/02;
F25D 17/062; F25D 21/12; F25D 21/125;
F25D 21/14; F25D 2317/061; F25D
2317/067; F25D 2323/021; F25D
2323/024; F25D 23/028; F25D 23/04;
F25D 23/066; F25D 23/085; F25D
23/087; F25D 23/126; F25D 2400/02;
F25D 2400/06; F25D 2400/361; F25D
2400/40; F25D 25/005; F25D 25/02;
F25D 2600/02; F25D 2700/02; F25D
2700/12; F25D 2700/121; F25D 2700/14;
F25D 29/00

See application file for complete search history.

(56) **References Cited**

U.S. PATENT DOCUMENTS

D134,455 S *	12/1942	Ganzer	D15/88
D154,962 S *	8/1949	Van Doren et al.	D15/88
D162,851 S *	4/1951	Little	D15/88
D163,916 S *	7/1951	Walter	D15/88
D171,129 S *	12/1953	Goodson	D15/81
D172,921 S *	8/1954	Budlong	D15/88
D173,765 S *	12/1954	Reynolds, Jr. et al.	D15/88
D776,171 S *	1/2017	Wang	D15/88

FOREIGN PATENT DOCUMENTS

CN	200930224331	8/2010
EM	00306064849-0001	4/2016
EM	003021633-0002	5/2016

* cited by examiner

Primary Examiner — Ian Simmons
Assistant Examiner — Khawaja Anwar
(74) *Attorney, Agent, or Firm* — NSIP Law

(57) **CLAIM**

We claim the ornamental design for a refrigerator, as shown and described.

DESCRIPTION

FIG. 1 is a front perspective view of a refrigerator showing our new design;
FIG. 2 is a front view thereof;
FIG. 3 is a rear view thereof;
FIG. 4 is a left-side view thereof;
FIG. 5 is a right-side view thereof;
FIG. 6 is a top view thereof; and,
FIG. 7 is a bottom view thereof.
The broken lines in the figures depict environmental subject matter and form no part of the claimed design.
The dot-dash broken lines in the figures represent a boundary line and form no part of the claimed design.

1 Claim, 7 Drawing Sheets

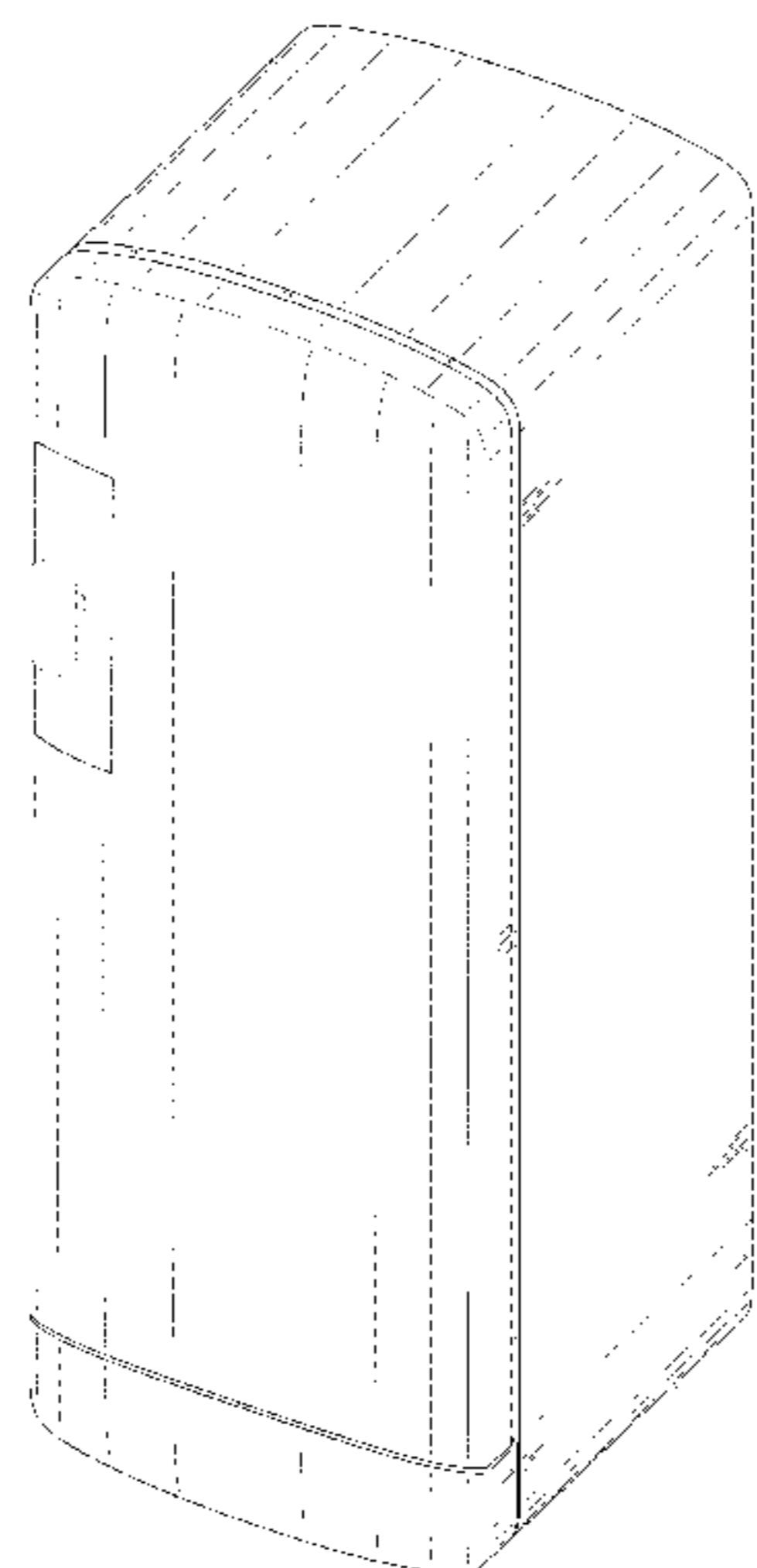


FIG. 1



FIG. 2




FIG. 3




FIG. 4

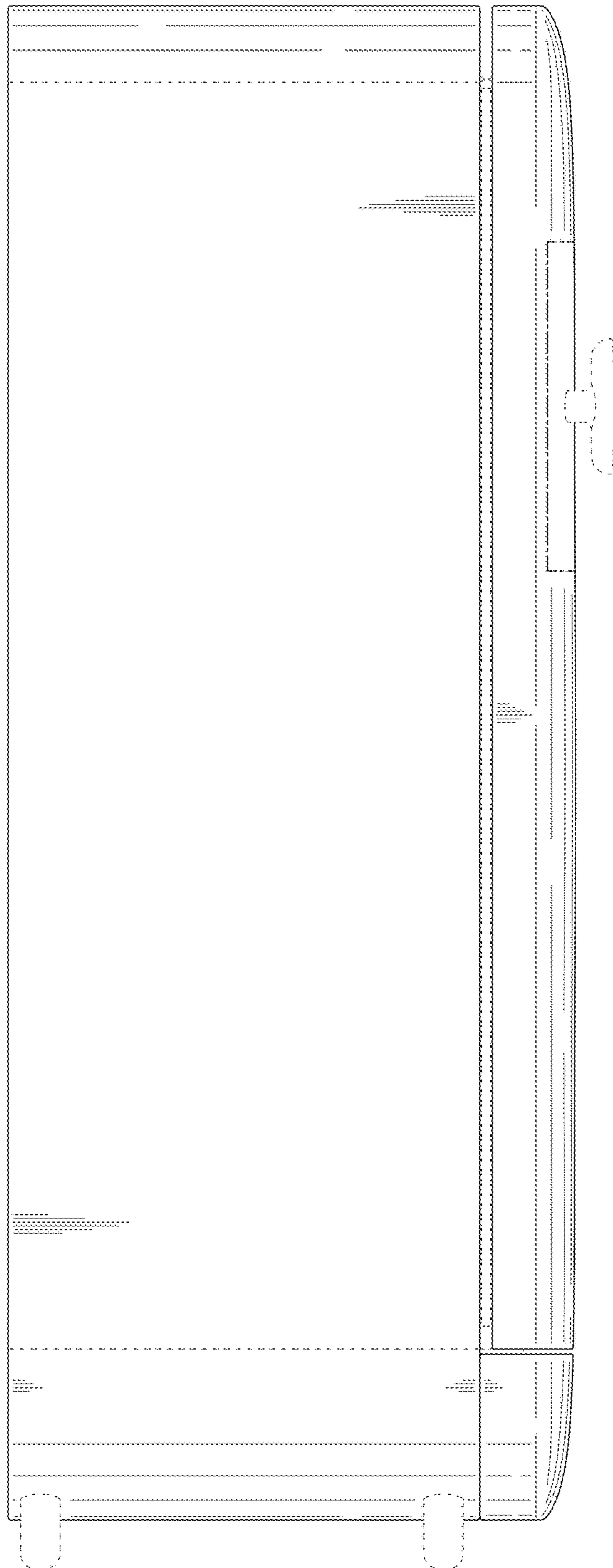


FIG. 5

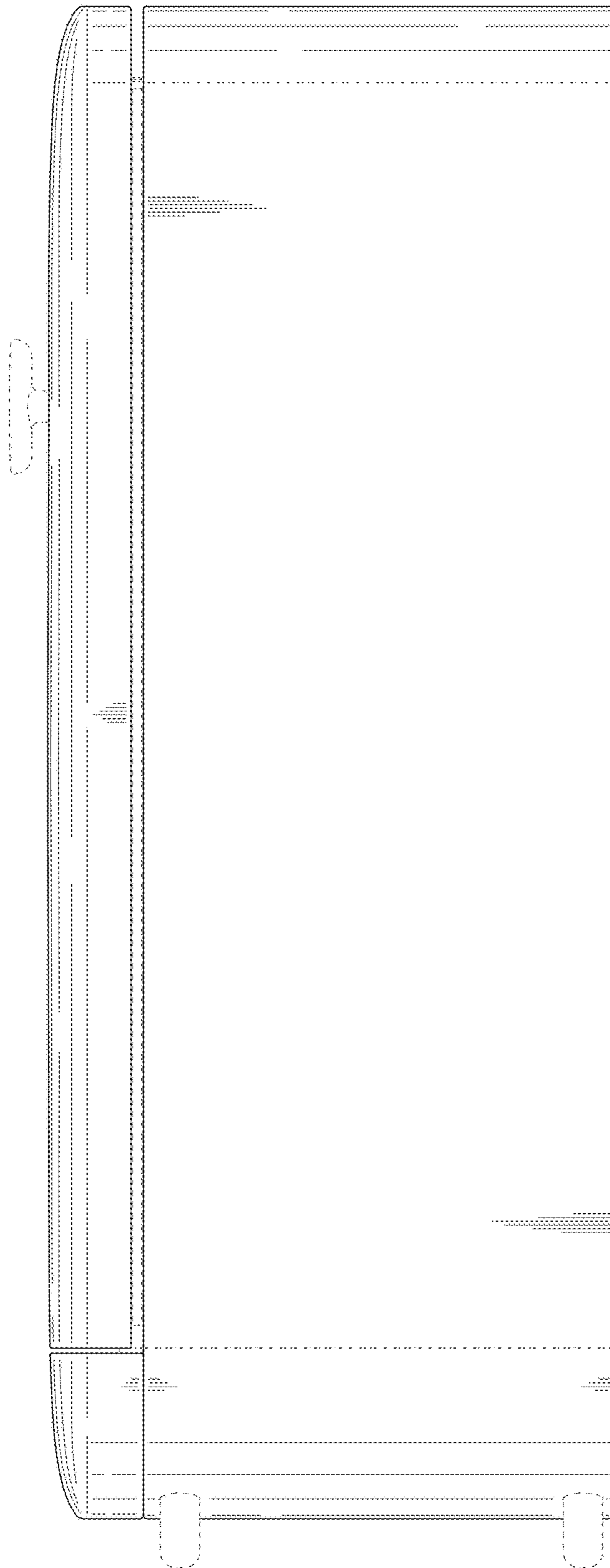


FIG. 6

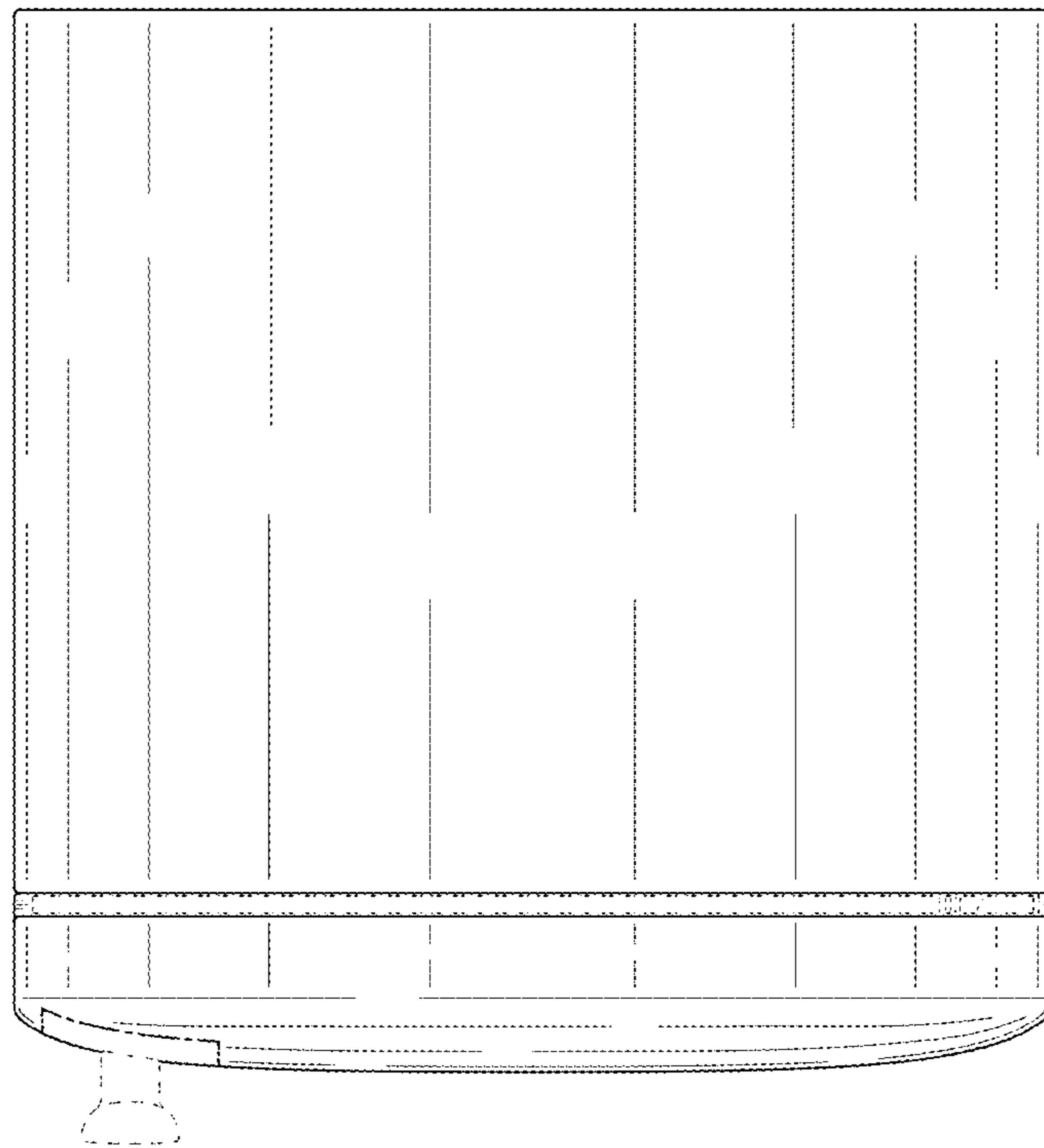


FIG. 7

