



US00D829214S

(12) **United States Design Patent**
Baik et al.

(10) **Patent No.:** **US D829,214 S**

(45) **Date of Patent:** **** Sep. 25, 2018**

(54) **BEZEL**

H05K 7/1488; H05K 7/183; H05H 7/20;
G11B 33/126; G11B 33/128; G11B
33/08; G11B 33/02

(71) Applicant: **Pure Storage, Inc.**, Mountain View, CA
(US)

See application file for complete search history.

(72) Inventors: **David Baik**, Mountain View, CA (US);
Peter Kirkpatrick, Mountain View, CA
(US); **William Cerreta**, Mountain
View, CA (US)

(56) **References Cited**

U.S. PATENT DOCUMENTS

D536,674 S * 2/2007 Millar D13/184
D585,441 S * 1/2009 Alfonso D14/313
D608,776 S * 1/2010 Kang D14/301

(73) Assignee: **Pure Storage, Inc.**, Mountain View, CA
(US)

* cited by examiner

(**) Term: **15 Years**

Primary Examiner — Freda S Nunn

(21) Appl. No.: **29/615,337**

(74) *Attorney, Agent, or Firm* — Womble Bond Dickinson
(US) LLP

(22) Filed: **Aug. 28, 2017**

Related U.S. Application Data

(63) Continuation of application No. 29/528,706, filed on
May 31, 2015, now Pat. No. Des. 798,303.

(57) **CLAIM**

The ornamental design for a bezel, as shown and described.

(51) **LOC (11) Cl.** **14-02**

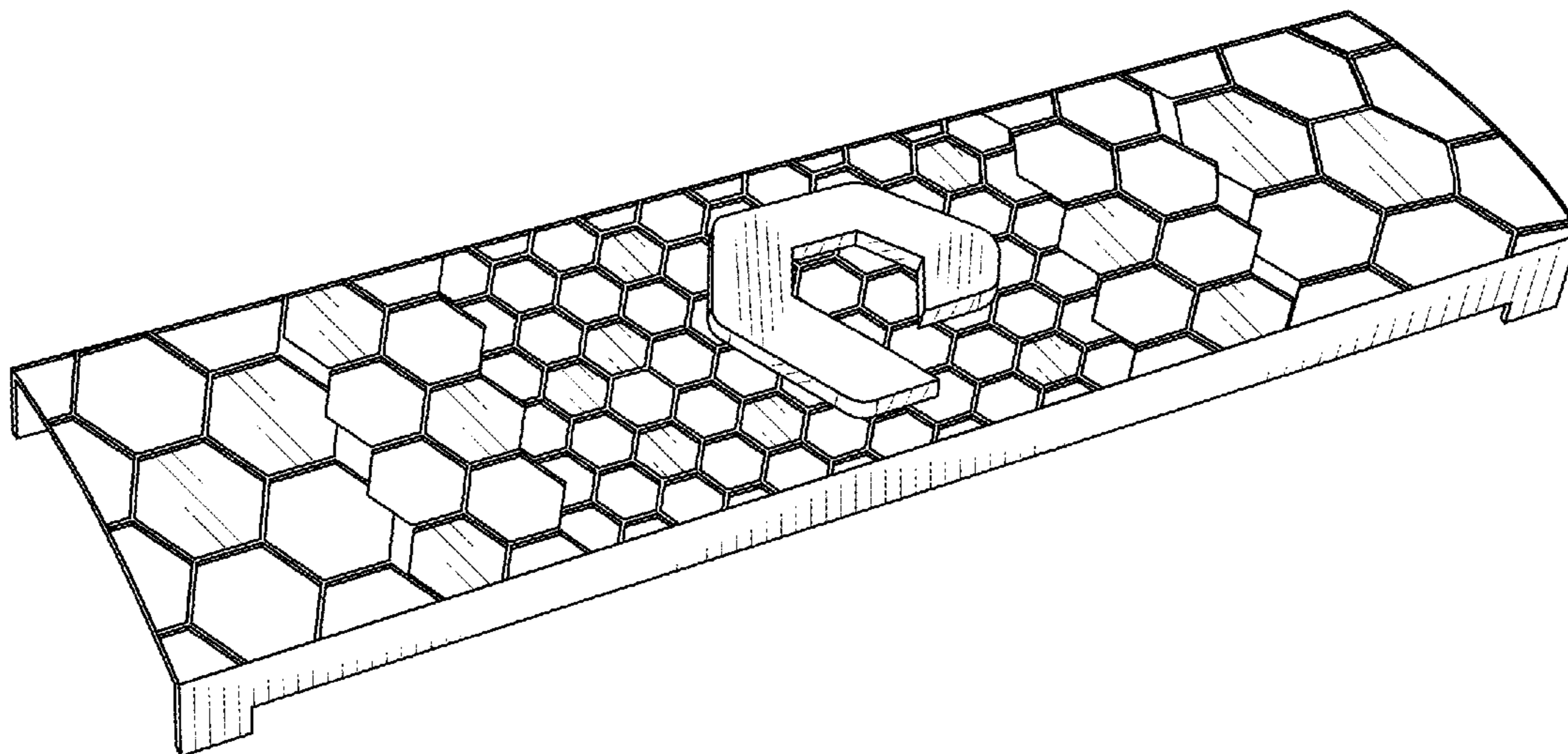
(52) **U.S. Cl.**
USPC **D14/445**

DESCRIPTION

(58) **Field of Classification Search**
USPC D14/240, 300, 301, 308, 313, 314,
D14/348-356, 364-368, 441-446, 188;
D13/123, 158, 162, 184, 199;
312/223.1-223.3, 351.11;
360/99.01-99.12; 369/34.01-36.01;
361/679.31-679.33, 679.37, 679.39,
361/679.46, 679.53, 679.4, 679.41, 727
CPC . G06F 1/20; G06F 1/181; G06F 1/187; G06F
1/183; G06F 1/184; H05K 7/16; H05K
7/1424; H05K 7/1409; H05K 7/20; H05K
7/20545; H05K 7/20727; H05K 7/1425;

FIG. 1 is a perspective view of a bezel in accordance with
the design;
FIG. 2 is a front view of the bezel of FIG. 1;
FIG. 3 is a back view of the bezel of FIG. 1;
FIG. 4 is a left view of the bezel of FIG. 1;
FIG. 5 is a right view of the bezel of FIG. 1;
FIG. 6 is a top view of the bezel of FIG. 1; and,
FIG. 7 is a bottom view of the bezel of FIG. 1.
The portion of the bezel shown in broken lines form no part
of the claimed design.

1 Claim, 3 Drawing Sheets



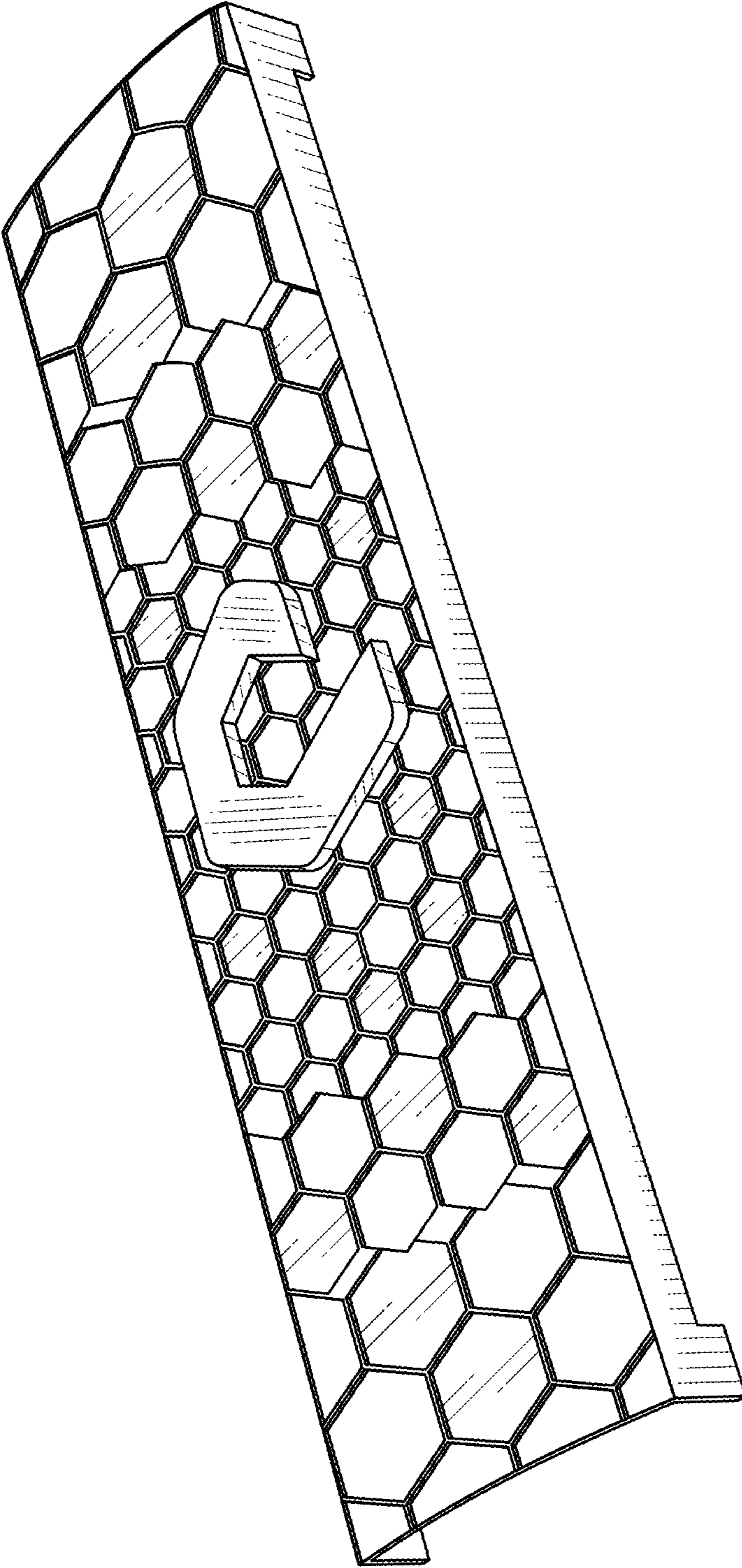


FIG. 1

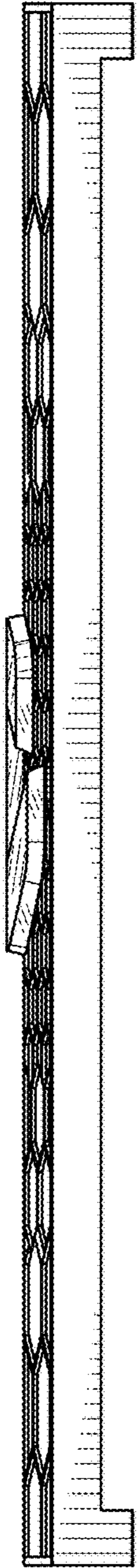


FIG. 2




FIG. 3

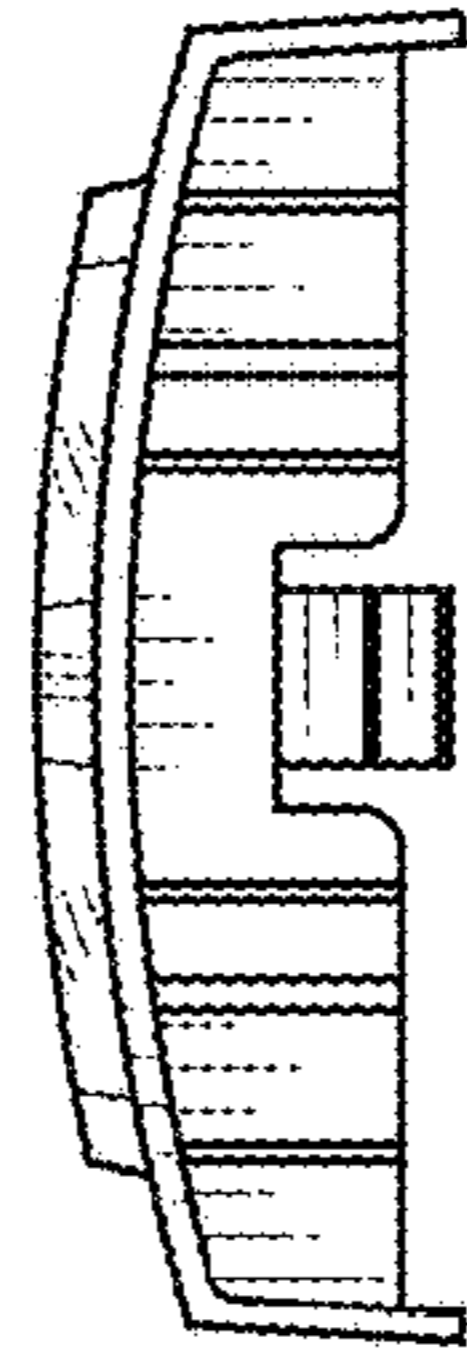


FIG. 4

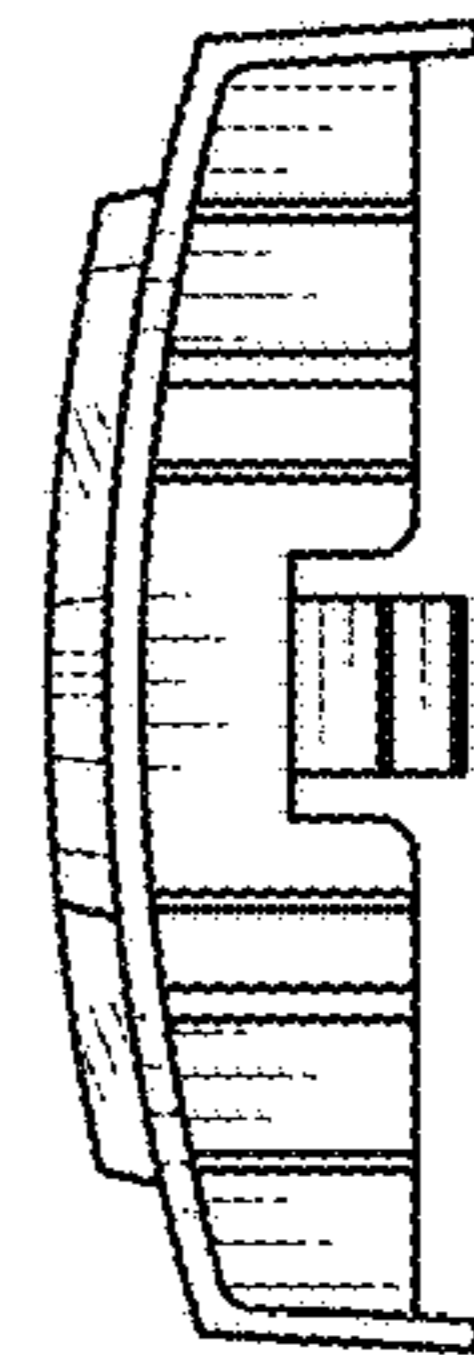


FIG. 5




FIG. 6

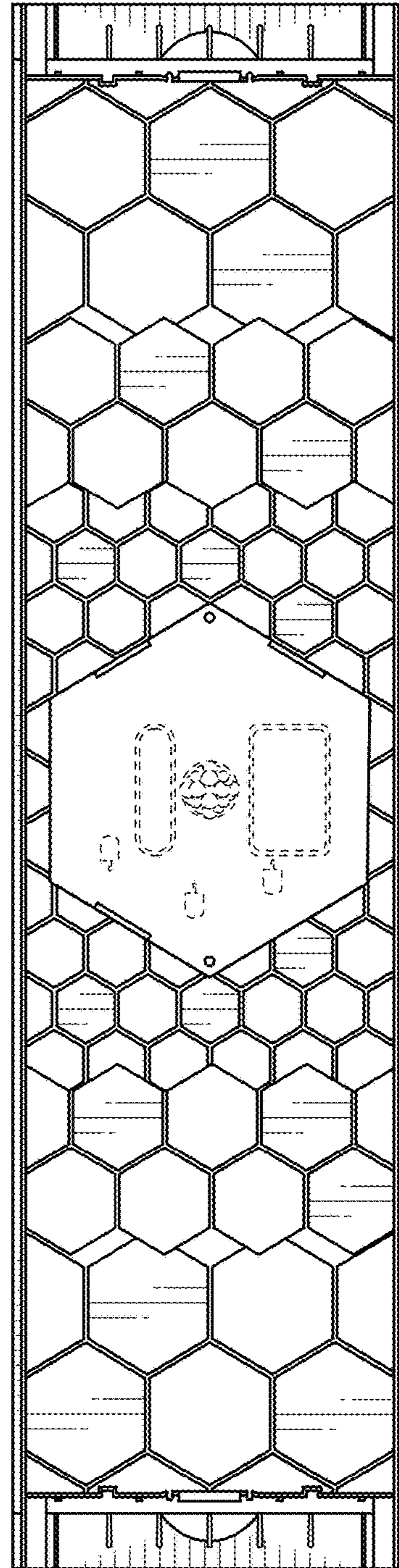


FIG. 7