



US00D829211S

(12) **United States Design Patent** (10) **Patent No.:** **US D829,211 S**
Barbieri (45) **Date of Patent:** **** Sep. 25, 2018**

(54) **CONTROL LEVER FOR HYDRAULIC SYSTEMS**

(71) Applicant: **WALVOIL S.P.A.**, Reggio Emilia (IT)

(72) Inventor: **Massimiliano Barbieri**, Reggio Emilia (IT)

(73) Assignee: **WALVOIL S.P.A.**, Reggio Emilia (IT)

(**) Term: **15 Years**

(21) Appl. No.: **29/560,563**

(22) Filed: **Apr. 7, 2016**

(51) **LOC (11) Cl.** **14-02**

(52) **U.S. Cl.**
USPC **D14/412**; D12/174

(58) **Field of Classification Search**
USPC D12/174, 179; D14/412, 415, 416;
D15/5, 7, 28; D21/333; D34/35;
D13/168, 169; D23/245, 250, 499
CPC H01H 25/04; H01H 25/041; H01H 25/043;
F16H 59/0204
See application file for complete search history.

(56) **References Cited**

U.S. PATENT DOCUMENTS

D266,415 S * 10/1982 Cremer D13/164
D392,690 S * 3/1998 Kaneko D14/416
D396,899 S * 8/1998 Kaneko D14/416
D440,919 S * 4/2001 Pfeiffer D12/179
D444,785 S * 7/2001 Whitehorn D14/412

D464,007 S * 10/2002 Ligneau D12/179
D498,189 S * 11/2004 Ligneau D12/179
D537,393 S * 2/2007 Chanteloup D12/179
D537,394 S * 2/2007 Chanteloup D12/179
D584,312 S * 1/2009 Bishop D14/412
D678,283 S * 3/2013 Olson D14/412
D811,297 S * 2/2018 Miura D12/179
D811,298 S * 2/2018 Miura D12/179

OTHER PUBLICATIONS

MTH Walvoil Agriculture Multifunction Handle, simaonline.com, 2 pages. Found online Mar. 27, 2018 at: <https://en.simaonline.com/Catalogue/Liste-des-produits/MTH-Walvoil-agriculture-multifunction-handle-Walvoil-S.p.A> (Year: 2018).*

* cited by examiner

Primary Examiner — Robert M. Spear
(74) *Attorney, Agent, or Firm* — Young & Thompson

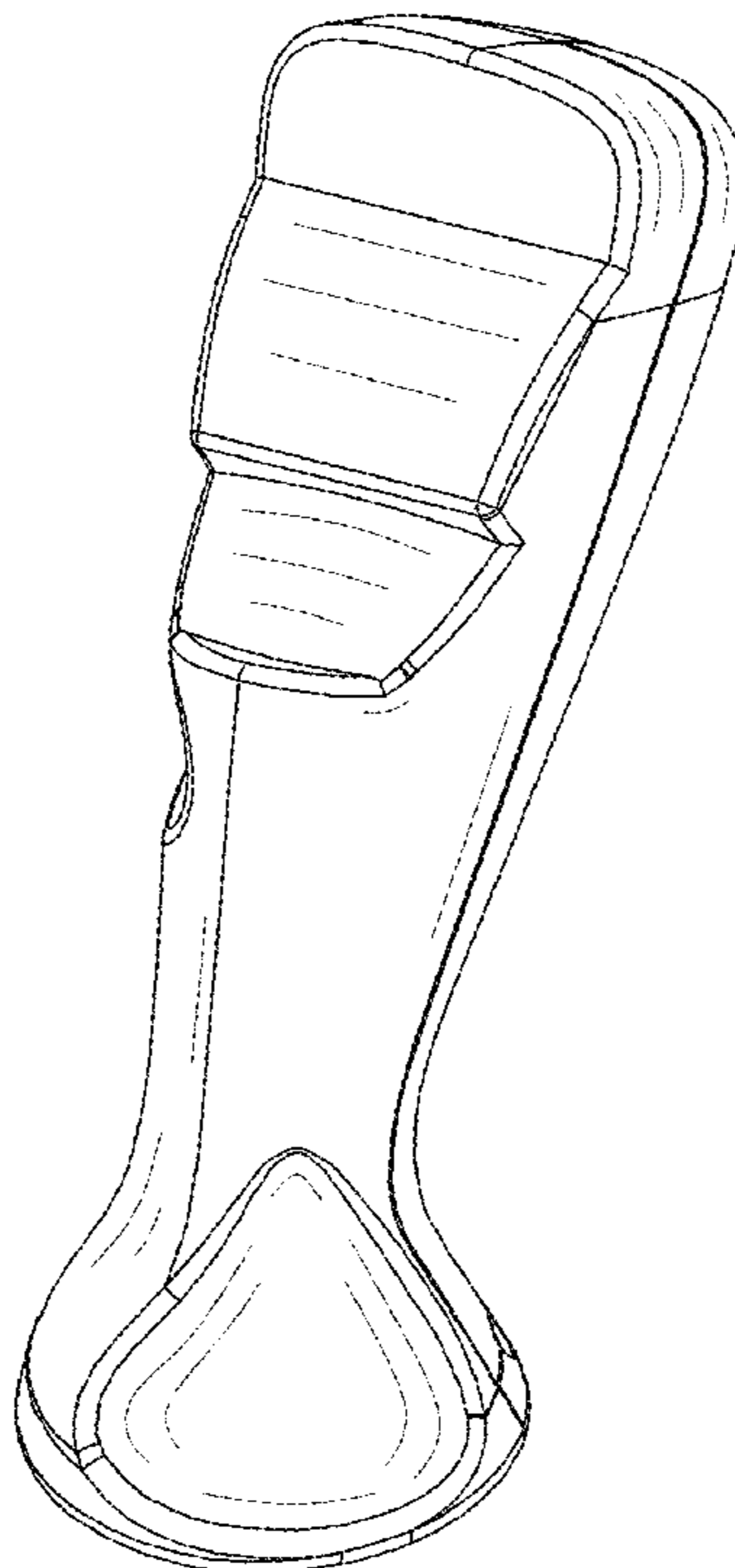
(57) **CLAIM**

The ornamental design for a control lever for hydraulic systems, as shown and described.

DESCRIPTION

FIG. 1 is a front, top, and right side perspective view of a control lever for hydraulic systems showing the new design; FIG. 2 is a front view thereof; FIG. 3 is a top view thereof; FIG. 4 is a left side view thereof; FIG. 5 is a right side view thereof; and, FIG. 6 is a rear view thereof.

1 Claim, 6 Drawing Sheets



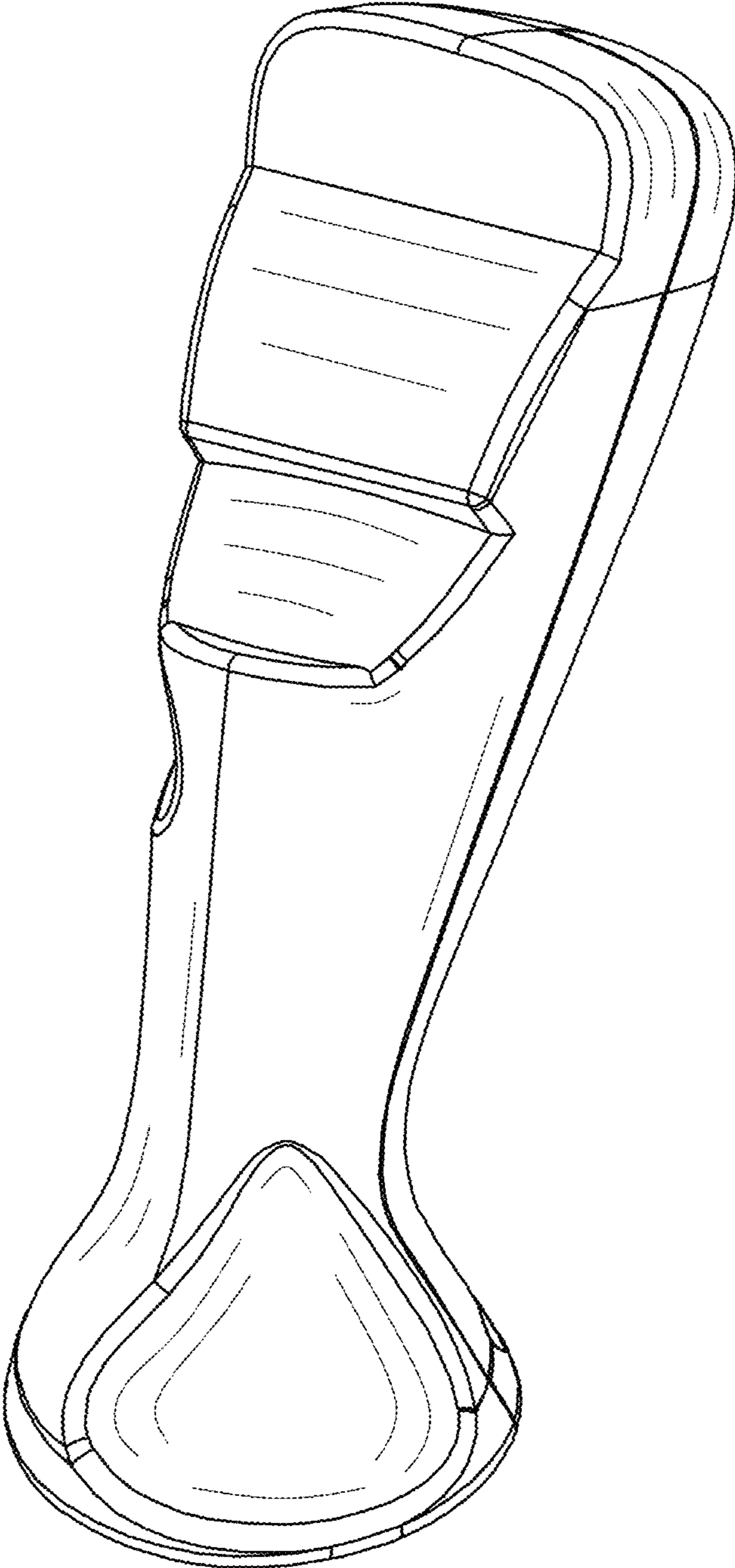


Fig. 1

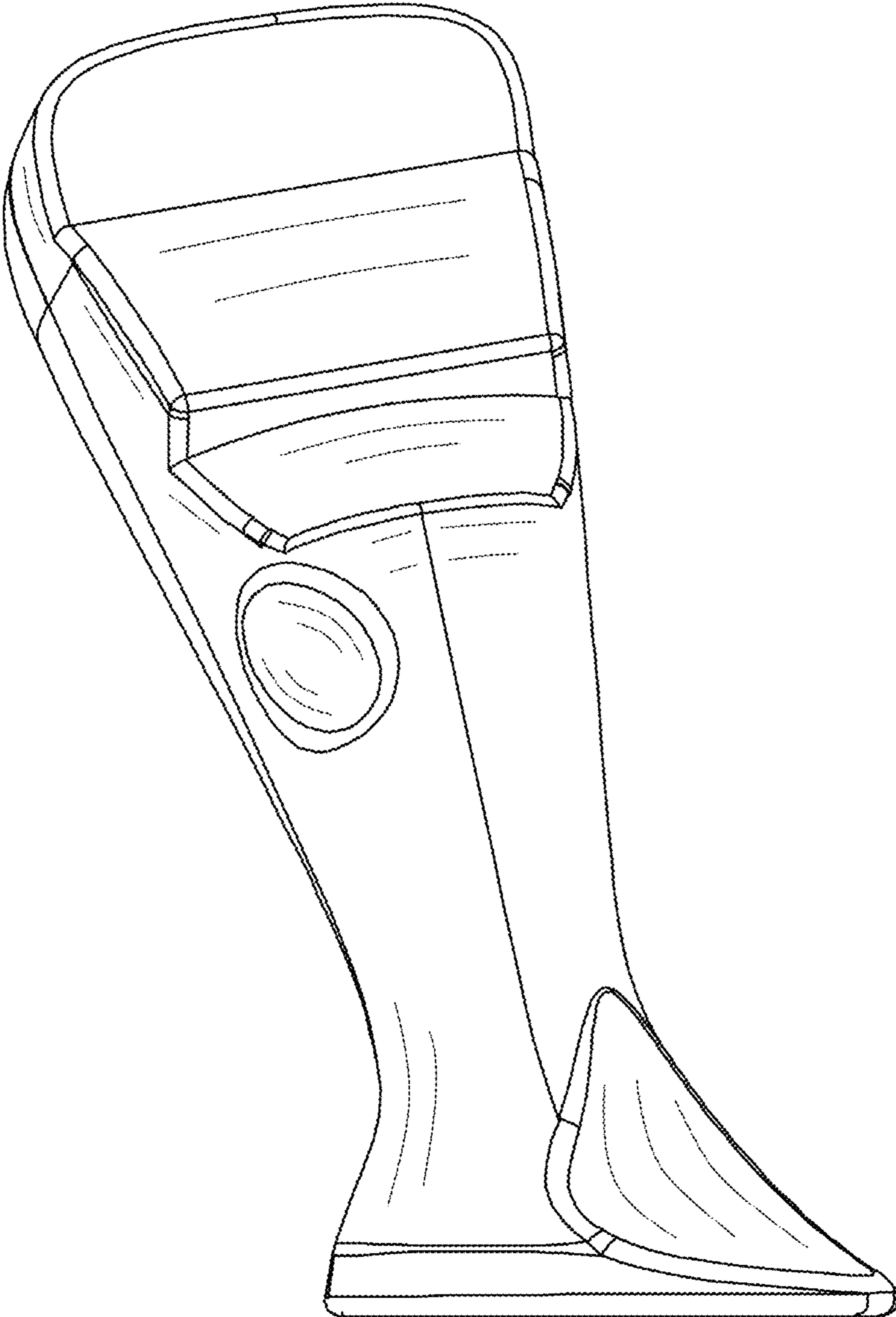


Fig. 2



Fig. 3

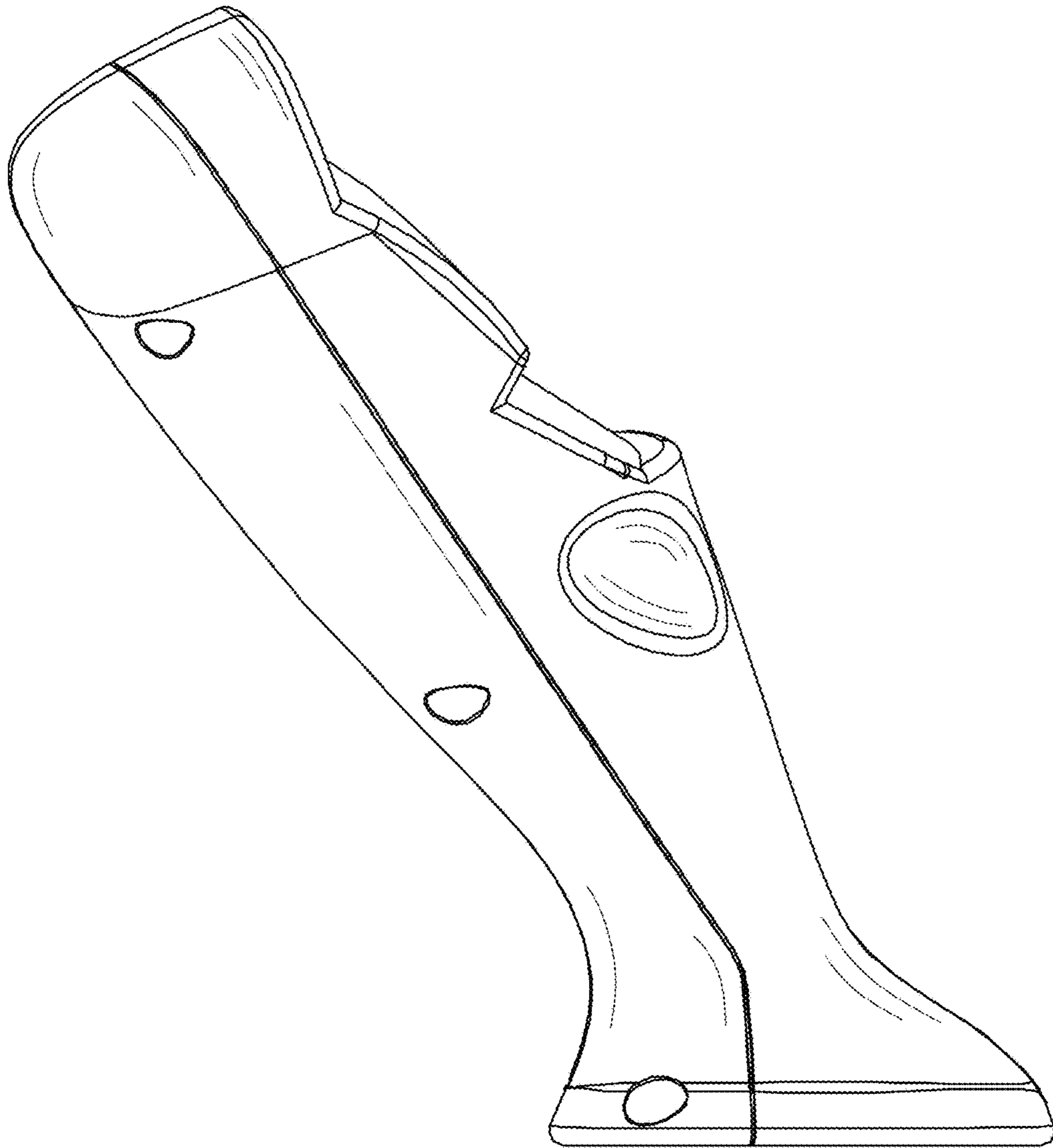


Fig. 4

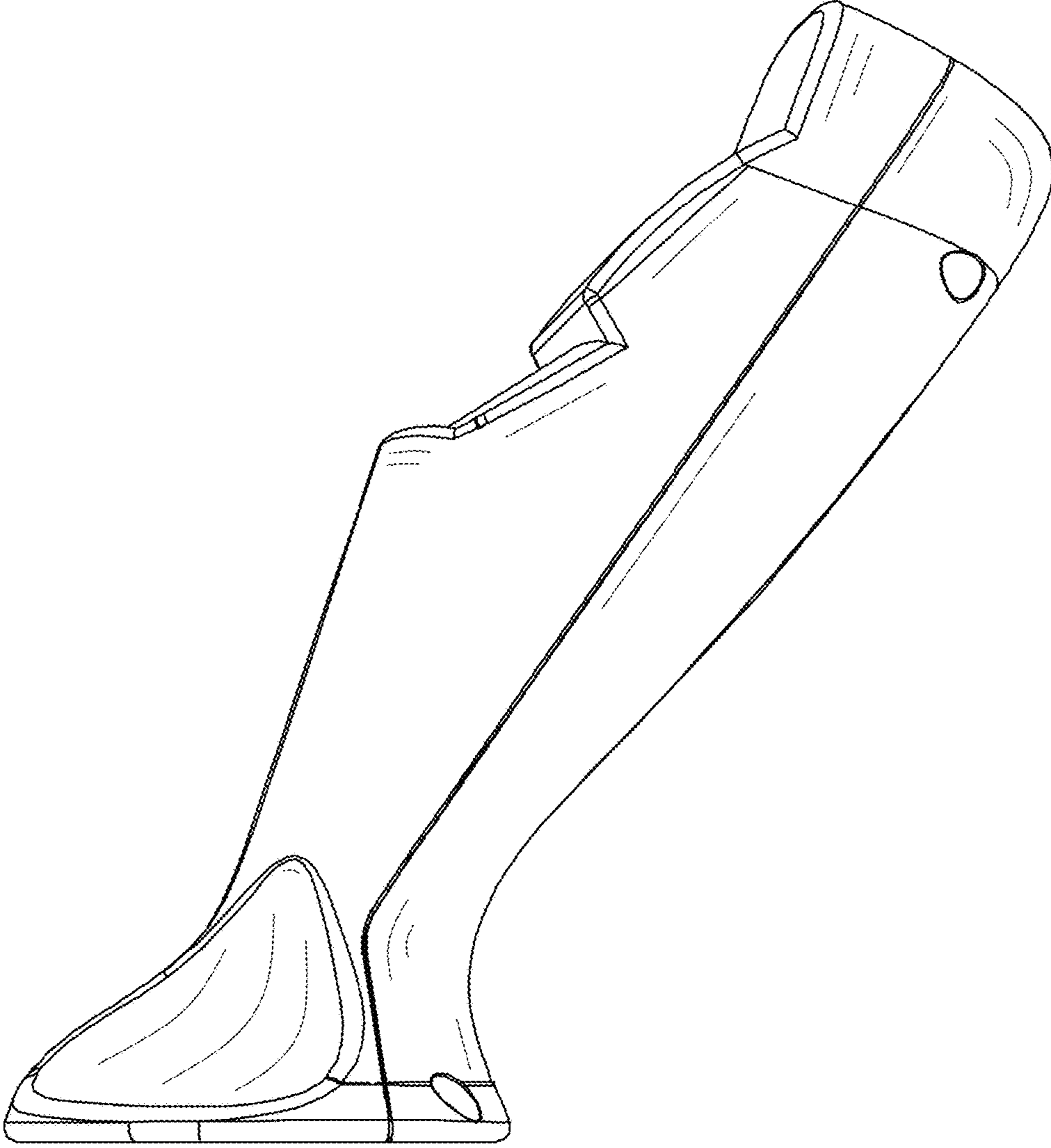


Fig. 5



Fig. 6