



US00D829209S

(12) **United States Design Patent** (10) **Patent No.:** **US D829,209 S**  
**Zheng et al.** (45) **Date of Patent:** **\*\* Sep. 25, 2018**

(54) **CONTROLLER**

(71) Applicant: **SZ DJI Technology Co., Ltd.**,  
Shenzhen (CN)

(72) Inventors: **Haibin Zheng**, Shenzhen (CN); **Min Kim**, Shenzhen (CN); **Yanchong Zhao**,  
Shenzhen (CN)

(73) Assignee: **SZ DJI Osma Technology Co., Ltd.**,  
Shenzhen (CN)

(\*\*) Term: **15 Years**

(21) Appl. No.: **29/561,278**

(22) Filed: **Apr. 14, 2016**

(51) **LOC (11) Cl.** ..... **14-02**

(52) **U.S. Cl.**  
USPC ..... **D14/388**

(58) **Field of Classification Search**  
USPC ..... D12/174, 177; D13/168, 169; D14/388,  
D14/396, 398, 399  
CPC . G08C 17/02; G08C 2201/00; G08C 2201/92  
See application file for complete search history.

D651,988 S \* 1/2012 Zhan ..... D13/168  
D717,260 S \* 11/2014 Kang ..... D14/137  
D725,049 S \* 3/2015 Paredes ..... D13/168  
D733,673 S \* 7/2015 Zhu ..... D14/137  
D748,066 S \* 1/2016 Lee ..... D13/168  
D750,047 S \* 2/2016 Chang ..... D14/218  
D756,969 S \* 5/2016 Kim ..... D14/218  
D763,838 S \* 8/2016 Lee ..... D14/138 C  
D767,510 S \* 9/2016 Zheng ..... D13/168  
D785,598 S \* 5/2017 Ikonen ..... D14/218  
D793,268 S \* 8/2017 Ye ..... D10/118.2  
9,761,129 B2 \* 9/2017 King ..... G08C 23/04  
D801,940 S \* 11/2017 Aketa ..... D13/168  
D802,463 S \* 11/2017 Siminoff ..... D10/118.2  
D808,930 S \* 1/2018 Lee ..... D14/218  
D810,295 S \* 2/2018 Kim ..... D24/158

(Continued)

*Primary Examiner* — Robert M. Spear  
(74) *Attorney, Agent, or Firm* — Sterne, Kessler,  
Goldstein & Fox P.L.L.C.

(57) **CLAIM**

The ornamental design for a controller, as shown and described.

**DESCRIPTION**

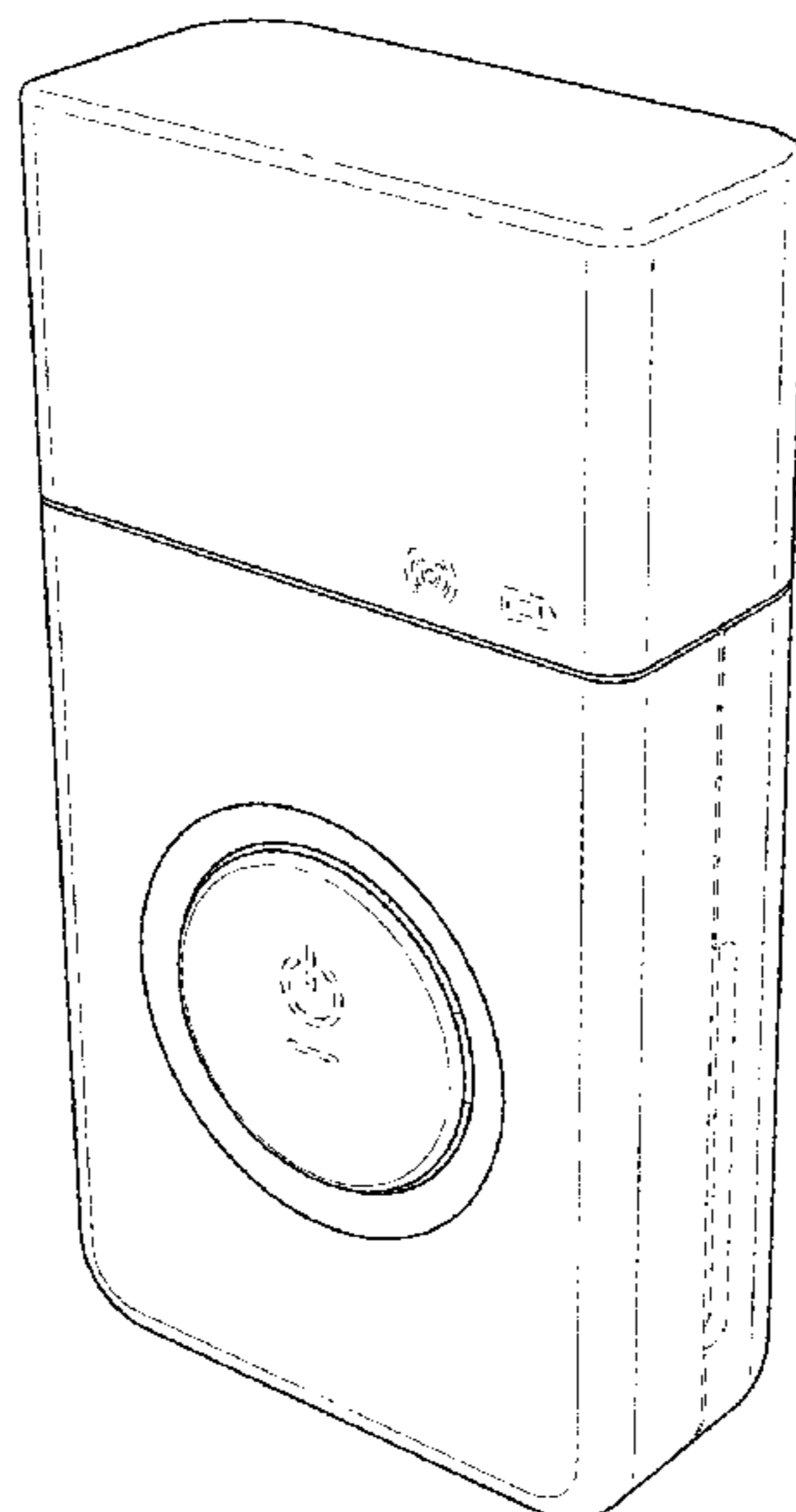
FIG. 1 is a top front perspective view of a controller showing the claimed design;  
FIG. 2 is a top rear perspective view thereof;  
FIG. 3 is a front view thereof;  
FIG. 4 is a rear view thereof;  
FIG. 5 is a left side view thereof;  
FIG. 6 is a right side view thereof;  
FIG. 7 is a top view thereof; and,  
FIG. 8 is a bottom view thereof.  
The broken lines in the figures show portions of the controller that form no part of the claimed design, it being understood that the broken lines immediately adjacent to shaded surfaces represent boundaries of the claim.

**1 Claim, 3 Drawing Sheets**

(56) **References Cited**

U.S. PATENT DOCUMENTS

D180,551 S \* 7/1957 Gribin et al. .... D14/218  
D366,262 S \* 1/1996 Inaba ..... D10/104.1  
D408,821 S \* 4/1999 Takahashi ..... D14/218  
D450,313 S \* 11/2001 Koinunna ..... D14/218  
D533,514 S \* 12/2006 Hidalgo ..... D13/168  
D534,921 S \* 1/2007 Andre ..... D14/203.3  
D553,113 S \* 10/2007 Cha ..... D14/138 AC  
D556,155 S \* 11/2007 Andre ..... D13/168  
D557,240 S \* 12/2007 Lee ..... D14/138 AB  
D568,827 S \* 5/2008 Ikeda ..... D13/168  
D569,364 S \* 5/2008 Park ..... D14/138 AC  
D585,043 S \* 1/2009 Kwon ..... D14/138 AB  
D621,371 S \* 8/2010 Sheppard ..... D13/168



(56)

**References Cited**

U.S. PATENT DOCUMENTS

D812,592 S *	3/2018	Lagerstedt .....	D14/218
D813,700 S *	3/2018	Scalisi .....	D10/118.2
D813,701 S *	3/2018	Scalisi .....	D10/118.2
2004/0156627 A1 *	8/2004	Lin .....	G03B 17/00 396/56

\* cited by examiner

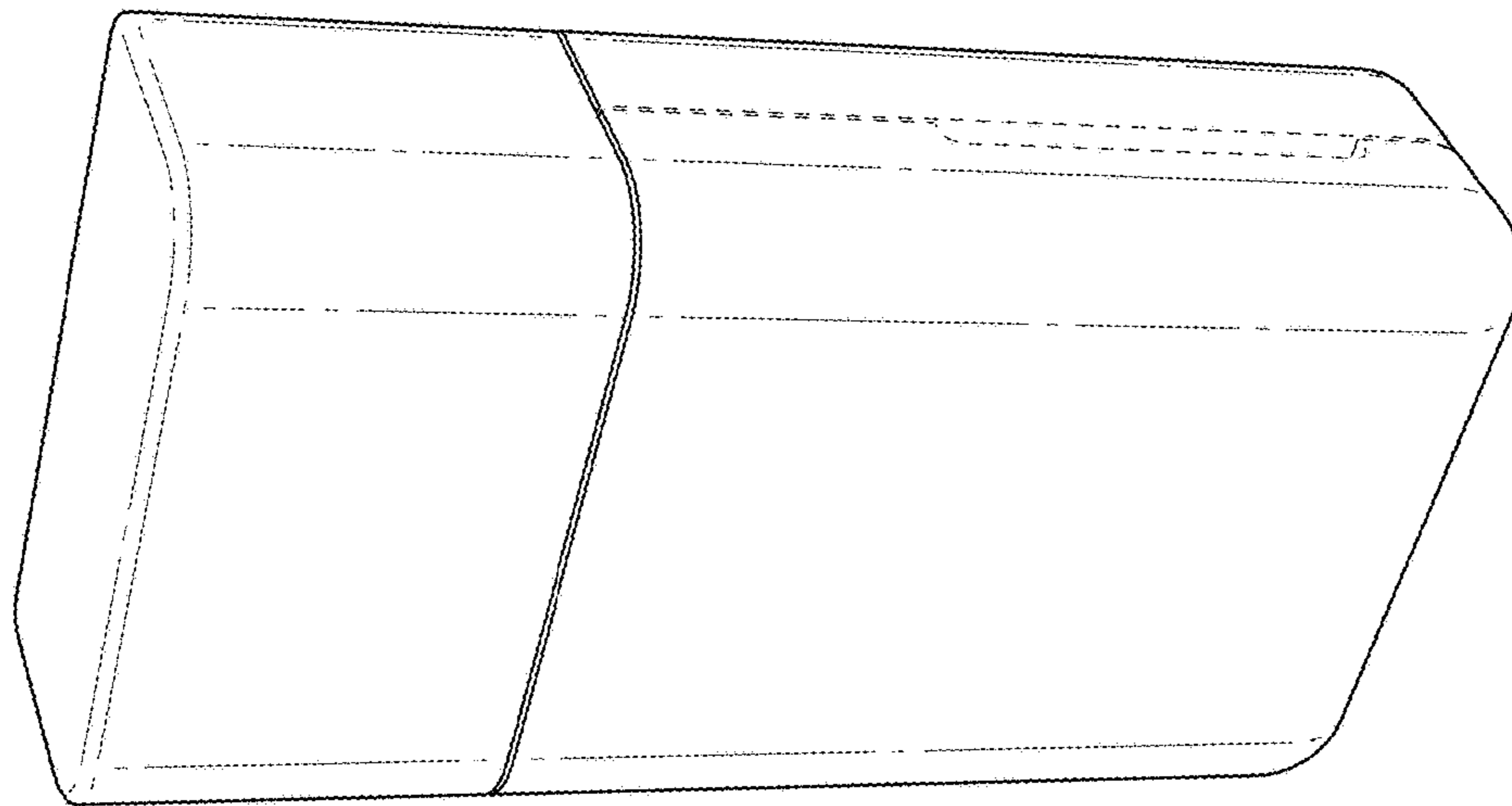


FIG. 2

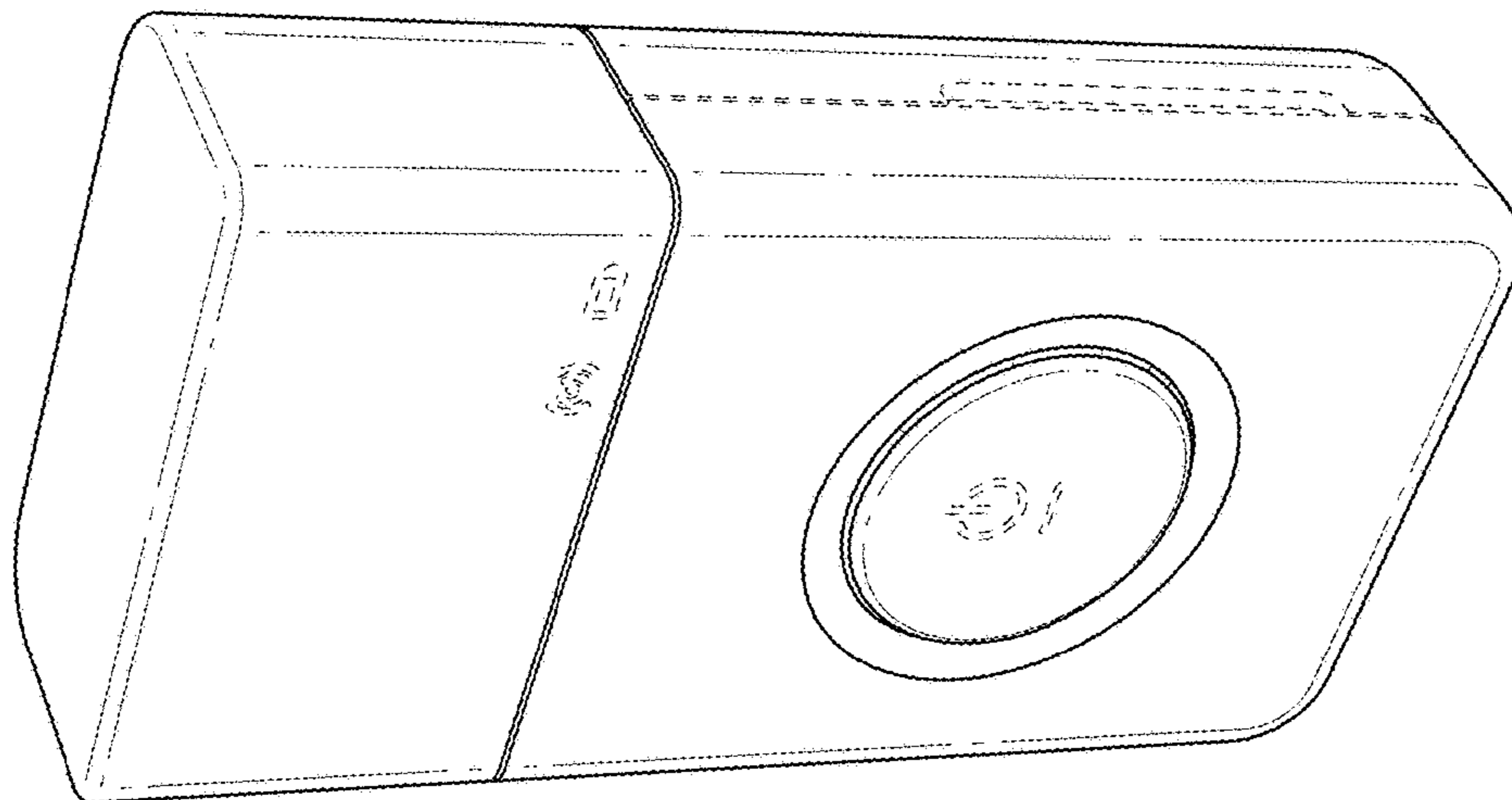


FIG. 1




FIG. 4

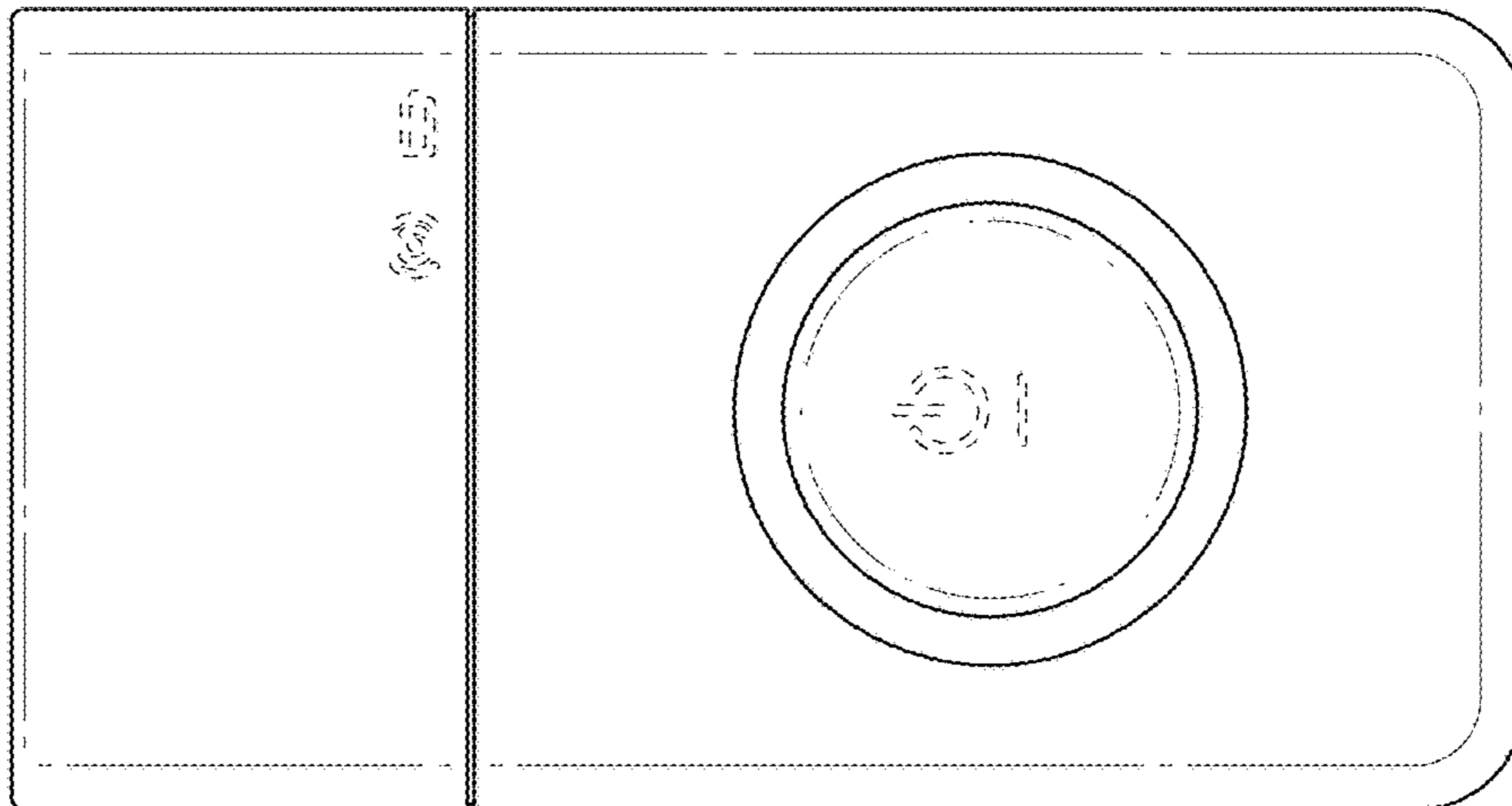


FIG. 3




FIG. 7

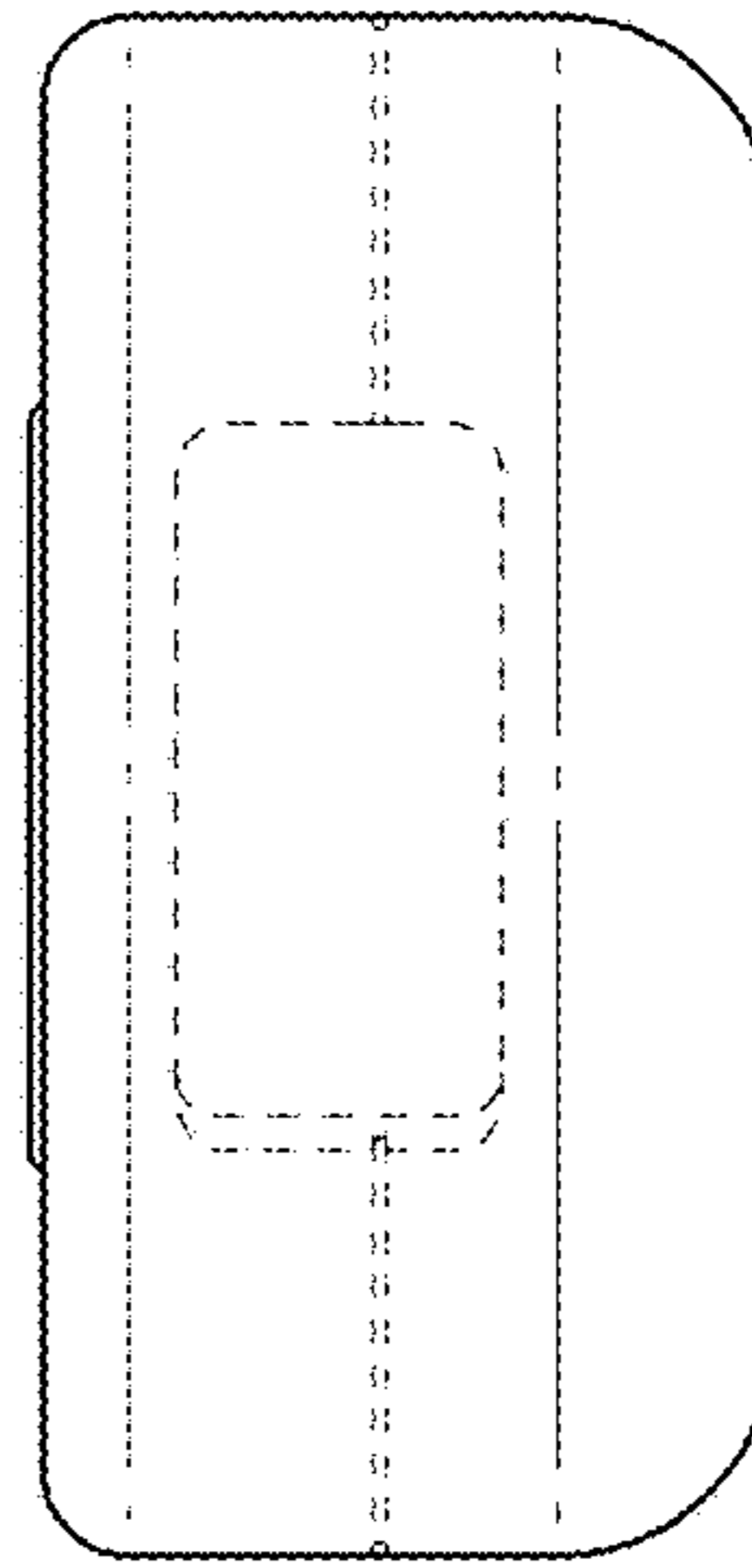


FIG. 8

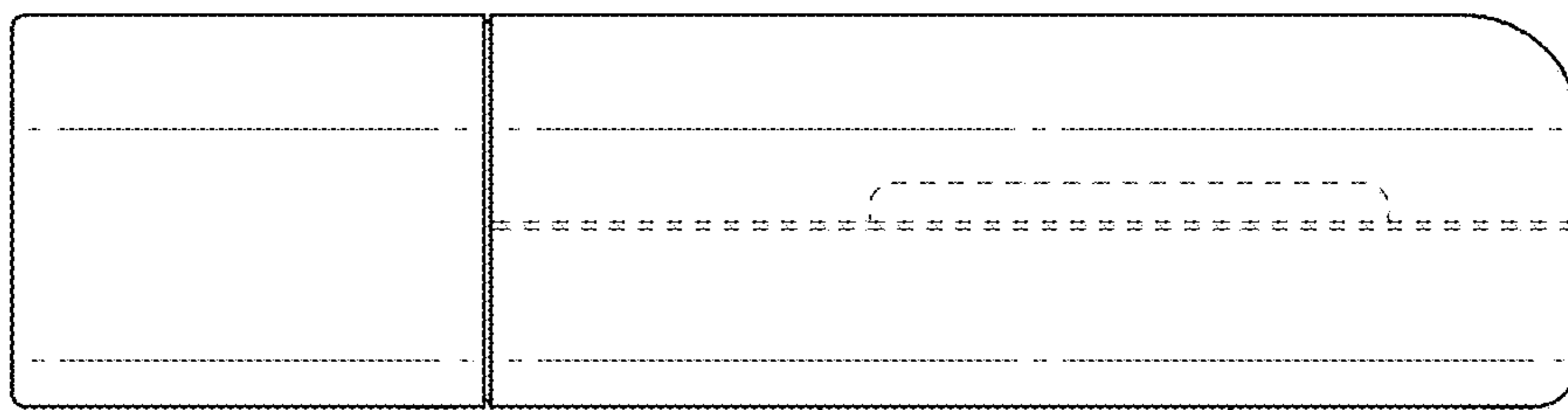


FIG. 6

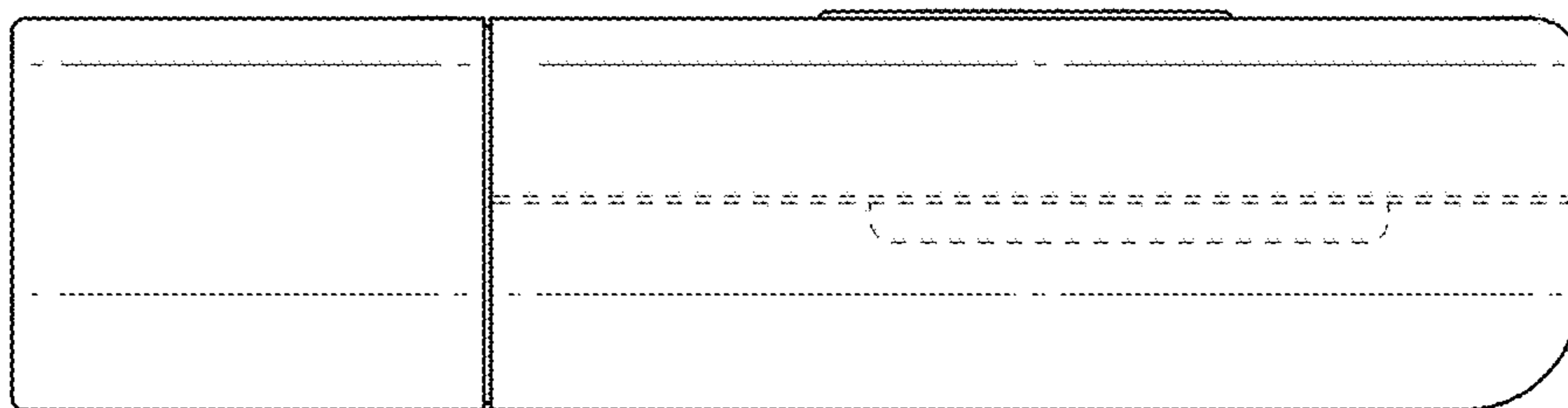


FIG. 5

UNITED STATES PATENT AND TRADEMARK OFFICE  
**CERTIFICATE OF CORRECTION**

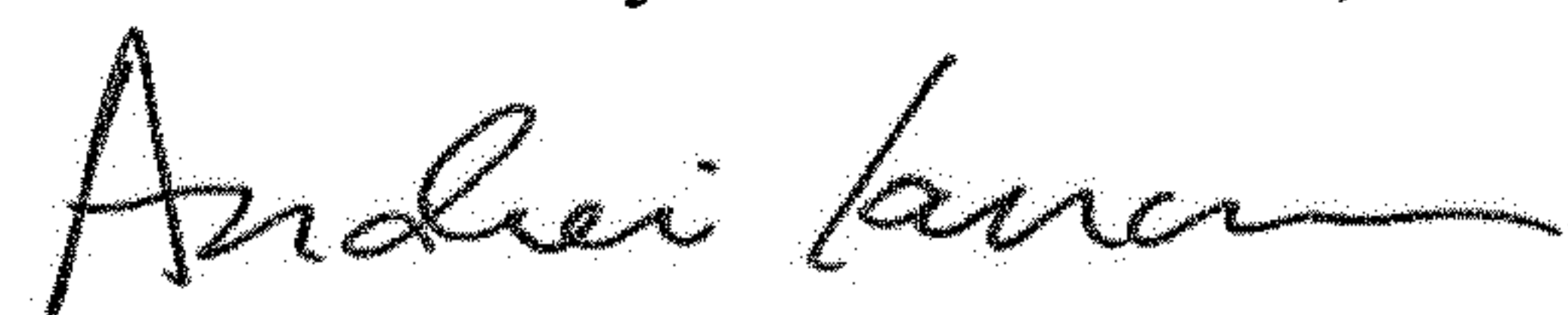
PATENT NO. : D829,209 S  
APPLICATION NO. : 29/561278  
DATED : September 25, 2018  
INVENTOR(S) : Zheng et al.

Page 1 of 1

It is certified that error appears in the above-identified patent and that said Letters Patent is hereby corrected as shown below:

In the Assignee item (73), change "SZ DJI Osma Technology Co., Ltd.," to --SZ DJI Osmo  
Technology Co., Ltd.--

Signed and Sealed this  
Twentieth Day of November, 2018



Andrei Iancu  
*Director of the United States Patent and Trademark Office*