



US00D829166S

(12) **United States Design Patent** (10) **Patent No.:** **US D829,166 S**
Lahiri et al. (45) **Date of Patent:** **** Sep. 25, 2018**

(54) **CHARGING MAT**

(71) Applicant: **Intel Corporation**, Santa Clara, CA (US)

(72) Inventors: **Sayan Lahiri**, Hillsboro, OR (US); **Bo Qiu**, Hillsboro, OR (US); **Reese Bowes**, Portland, OR (US); **Jianfang Olena Zhu**, Hillsboro, OR (US); **Bradley Alan Jackson**, Hillsboro, OR (US)

(73) Assignee: **Intel Corporation**, Santa Clara, CA (US)

(**) Term: **15 Years**

(21) Appl. No.: **29/559,312**

(22) Filed: **Mar. 26, 2016**

(51) **LOC (11) Cl.** **13-02**

(52) **U.S. Cl.**
USPC **D13/108**

(58) **Field of Classification Search**
USPC D13/107-110, 118-119, 184; D14/251, D14/253, 432, 434
CPC Y02E 60/12; Y02T 90/14; Y02T 90/122; Y02T 90/128; Y02T 90/163; H02J 7/0025; H02J 7/0042; H02J 7/0044; H02J 7/0045; H02J 7/0003; H01F 38/14; H01R 13/6675; H01M 2/1022; H01M 2/1055; H01M 10/44; H01M 10/46; H01M 10/425; B60L 11/182
See application file for complete search history.

(56) **References Cited**

U.S. PATENT DOCUMENTS

D207,487 S * 4/1967 Briggs et al. D23/209
D401,451 S * 11/1998 Sherman D6/682.4
D499,924 S * 12/2004 Lee D6/582
D507,145 S * 7/2005 Prata dos Santos D6/629
D625,112 S * 10/2010 Olsson D5/60
D636,724 S * 4/2011 Nomi D13/108

D656,741 S * 4/2012 Snyder D5/60
D705,160 S * 5/2014 Ormesher D13/108
D715,578 S * 10/2014 Swandal D6/582
D750,556 S * 3/2016 Morad D13/102
D765,590 S * 9/2016 Crist D13/102
D767,484 S * 9/2016 Morad D13/102
2009/0056970 A1 * 3/2009 Hoffman H02G 3/00
174/66

OTHER PUBLICATIONS

Doubee Custom Diagonal Striped Green Doormat, Doubee, first available on Sep. 27, 2015 on amazon.co.uk, retrieved on Dec. 8, 2017, retrieved from the Internet URL: https://www.amazon.co.uk/Diagonal-Striped-Doormat-Outdoor-Entrance/dp/B015UY6U9U/ref=sr_1_fkmr0_1?ie=UTF8&qid=1513619610&sr=8-1-fkmr0&keywords=double+diagonal+striped+mat.*

* cited by examiner

Primary Examiner — Rosemary K Tarcza
Assistant Examiner — Alison M Ofstun
(74) *Attorney, Agent, or Firm* — Schwegman Lundberg & Woessner, P.A.

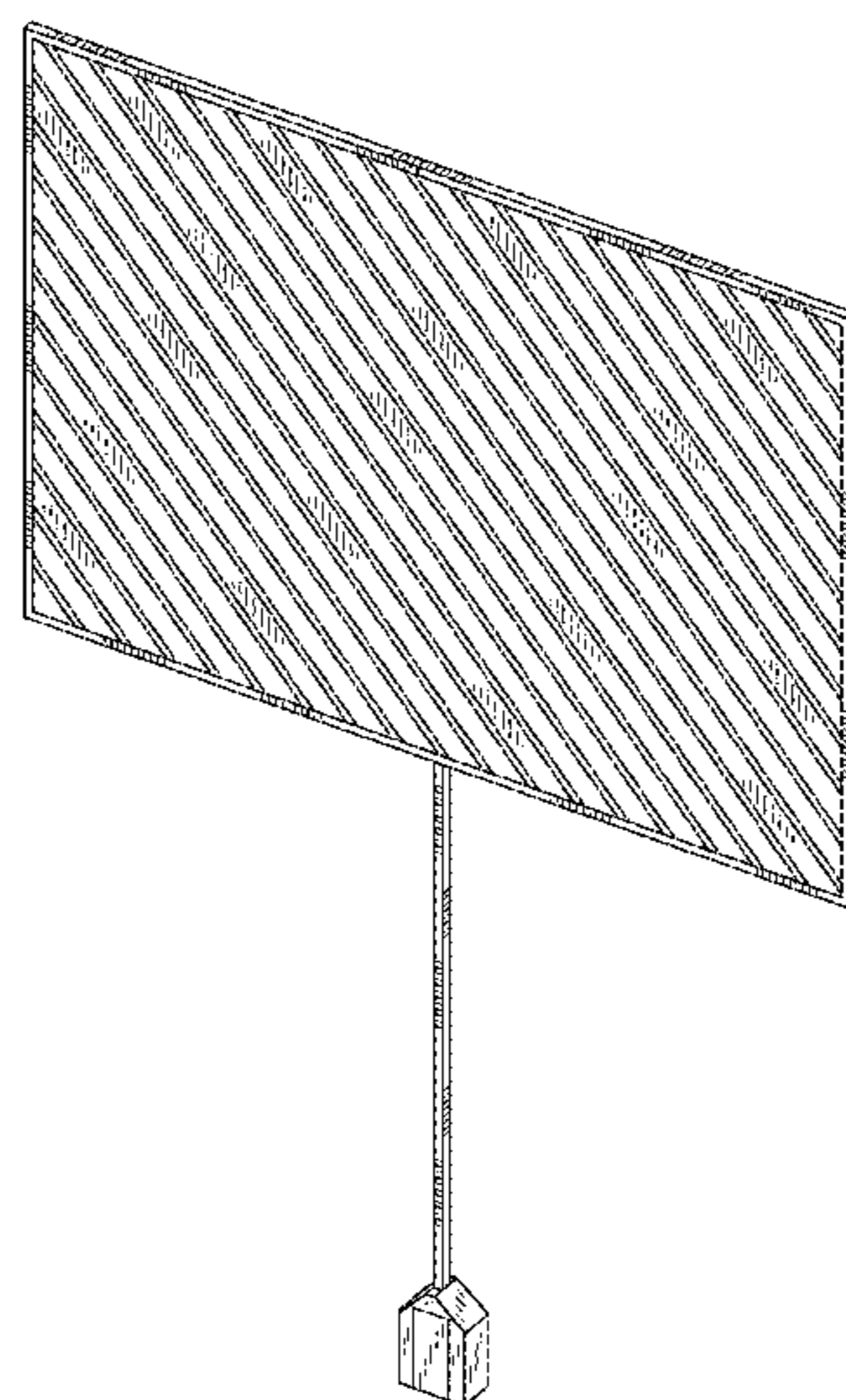
(57) **CLAIM**

The ornamental design for a charging mat, as shown and described.

DESCRIPTION

FIG. 1 is a perspective view of a charging mat, showing our new design;
FIG. 2 is a front view thereof;
FIG. 3 is a back view thereof;
FIG. 4 is a side view thereof;
FIG. 5 is another side view thereof;
FIG. 6 is a top view thereof; and,
FIG. 7 is a bottom view thereof.
The broken lines present in the figures are for the purpose of illustrating portions of the article which form no part of the claimed design.

1 Claim, 7 Drawing Sheets



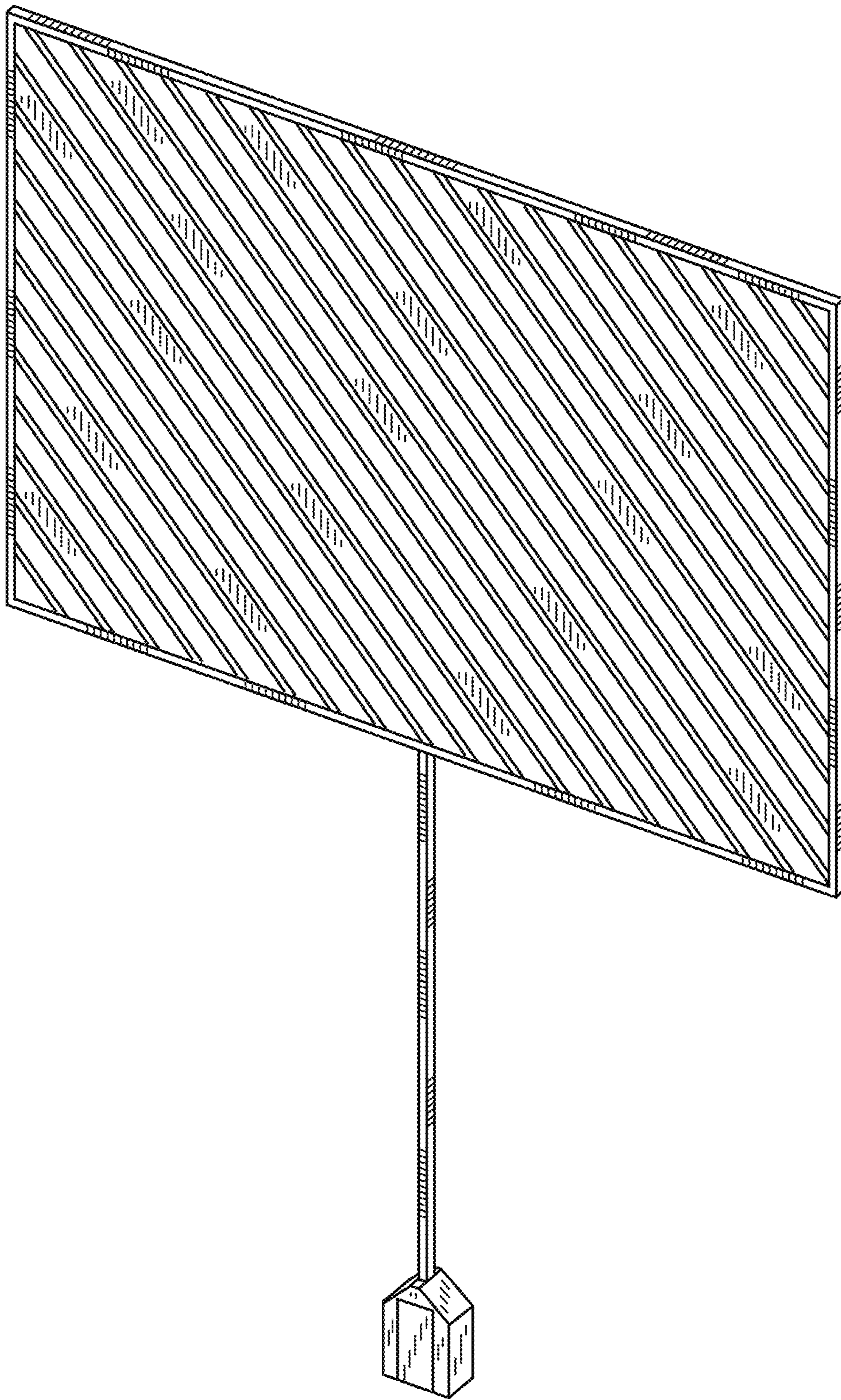


FIGURE 1

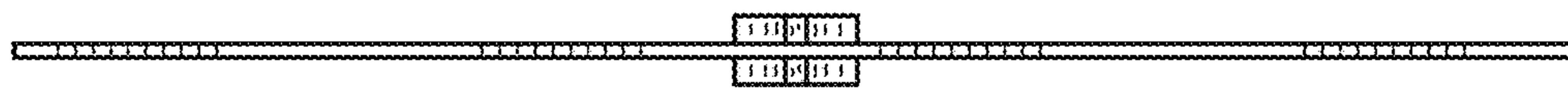


FIGURE 2



FIGURE 3

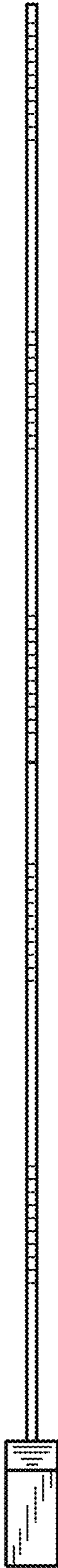


FIGURE 4

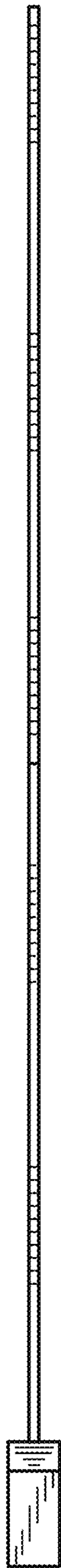


FIGURE 5

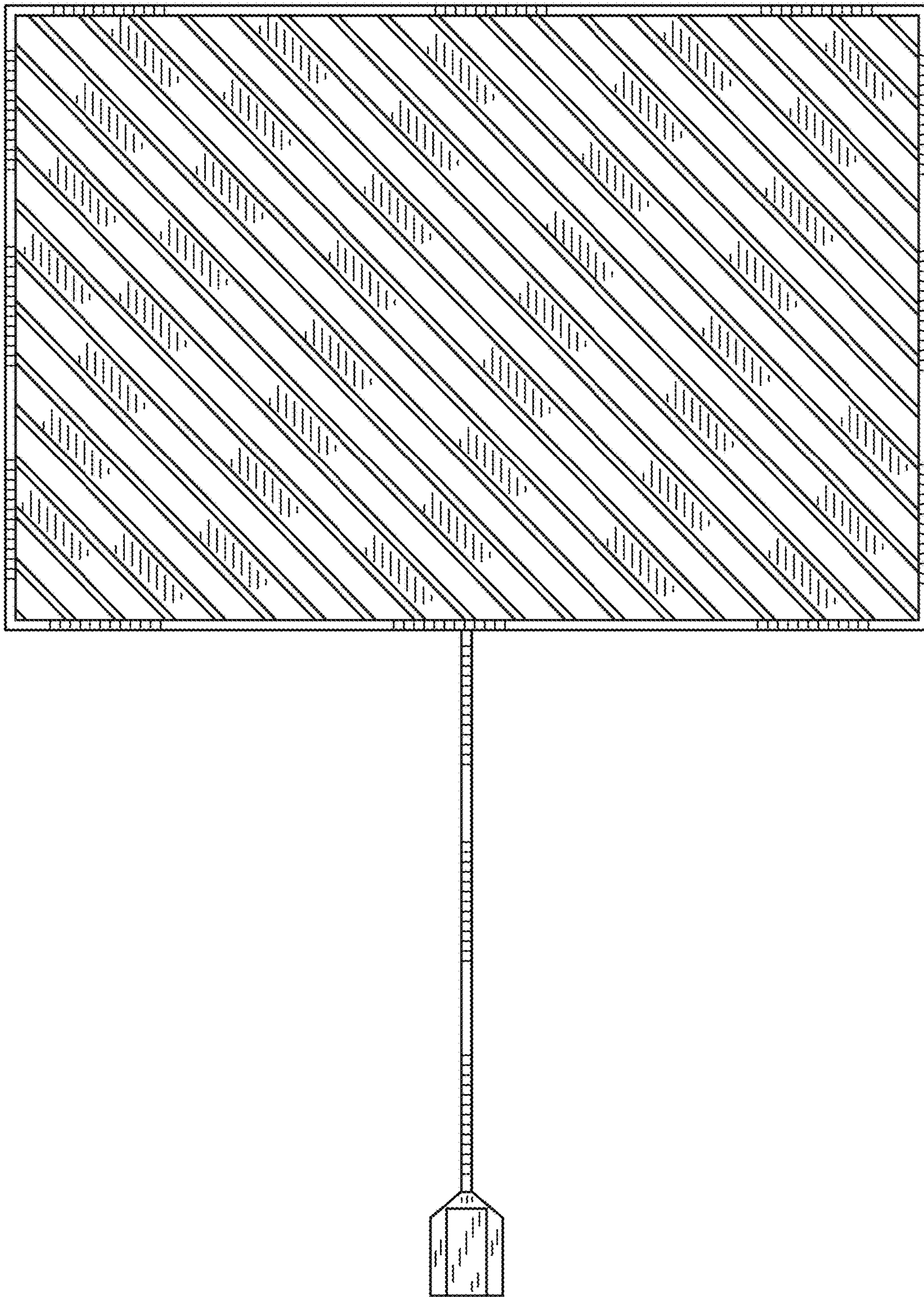


FIGURE 6

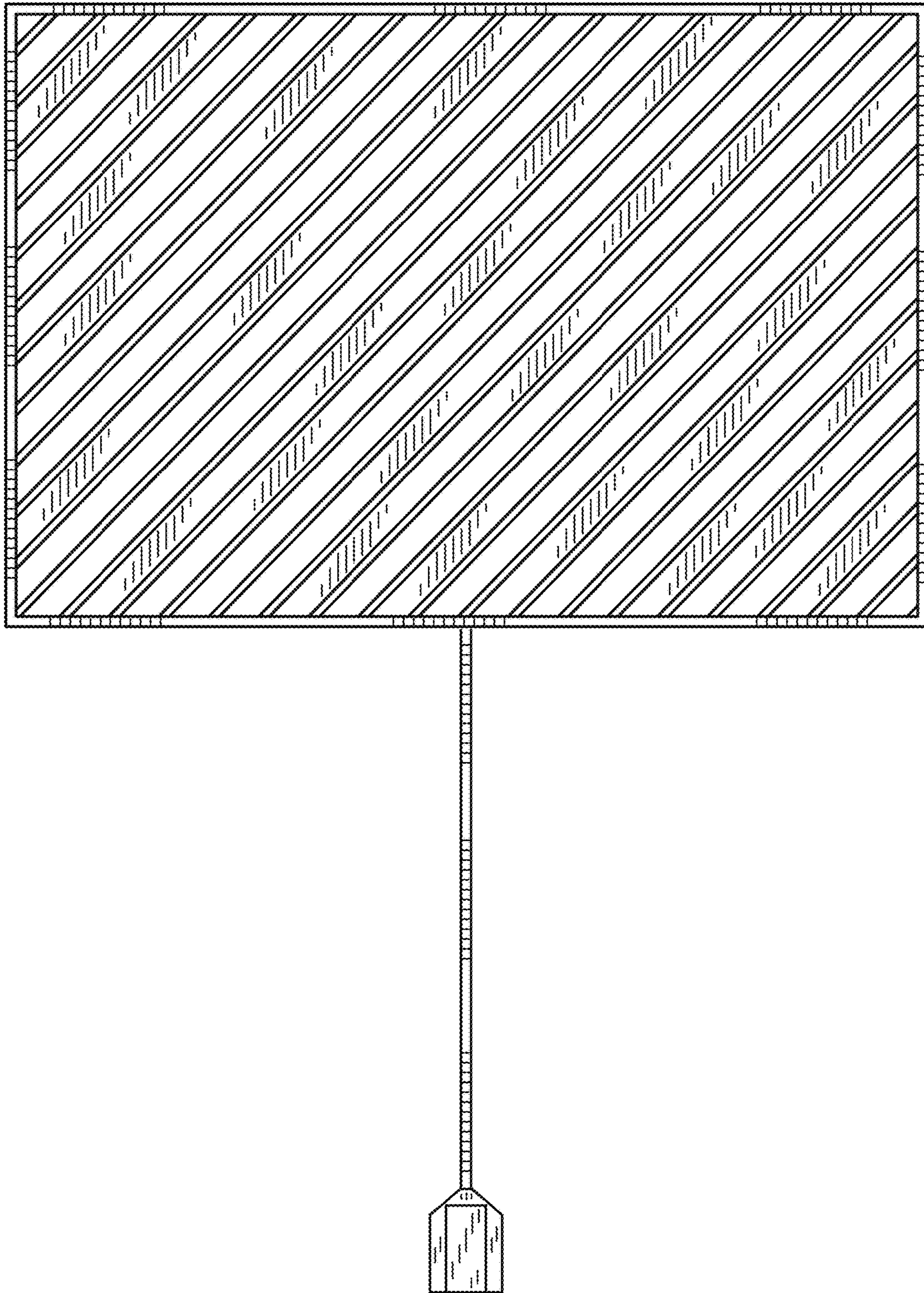


FIGURE 7