



US00D829153S

(12) **United States Design Patent**  
**Han**

(10) **Patent No.:** **US D829,153 S**

(45) **Date of Patent:** **\*\* Sep. 25, 2018**

(54) **AUTOMOTIVE WHEEL**

(71) Applicant: **Donnie Han**, Corona, CA (US)

(72) Inventor: **Donnie Han**, Corona, CA (US)

(\*\*) Term: **15 Years**

(21) Appl. No.: **29/621,140**

(22) Filed: **Oct. 4, 2017**

(51) **LOC (11) Cl.** ..... **12-16**

(52) **U.S. Cl.**  
USPC ..... **D12/209**

(58) **Field of Classification Search**  
USPC ..... D12/204–213; D21/533, 561, 563  
CPC .... B60B 7/00; B60B 7/02; B60B 7/04; B60B  
7/06; B60B 3/02; B60B 3/04; B60B 3/06;  
B60B 3/10; B60B 1/00; B60B 1/08;  
B60B 1/10; B60B 1/12  
See application file for complete search history.

(56) **References Cited**

**U.S. PATENT DOCUMENTS**

D531,952 S *	11/2006	Sands	.....	D12/211
D688,190 S *	8/2013	Hodges	.....	D12/211
D695,194 S *	12/2013	Kong	.....	D12/211
D701,812 S *	4/2014	Hale, Jr.	.....	D12/211
D701,813 S *	4/2014	Kern	.....	D12/211
D717,711 S *	11/2014	Kern	.....	D12/211
D726,089 S *	4/2015	Hodges	.....	D12/211

D737,189 S *	8/2015	Claunch	.....	D12/209
D745,841 S *	12/2015	Ferrett	.....	D12/209
D756,877 S *	5/2016	Huang	.....	D12/209
D758,946 S *	6/2016	Zhao	.....	D12/211
D776,596 S *	1/2017	Wolff	.....	D12/211
D778,800 S *	2/2017	Chung	.....	D12/211
D778,802 S *	2/2017	Wolff	.....	D12/211
D788,008 S *	5/2017	Zhao	.....	D12/211
D788,009 S *	5/2017	Zhao	.....	B60B 7/02 D12/211
D798,787 S *	10/2017	Song	.....	D12/211
D800,633 S *	10/2017	Kong	.....	D12/211
D807,270 S *	1/2018	Zhao	.....	D12/211
D811,305 S *	2/2018	Hodges	.....	D12/211
2016/0339739 A1 *	11/2016	Hodges	.....	B60B 7/02

\* cited by examiner

*Primary Examiner* — Sheryl Lane

*Assistant Examiner* — Calvin E Vansant

(57) **CLAIM**

The ornamental design for an automotive wheel, as shown and described.

**DESCRIPTION**

FIG. 1 is a perspective view of an automotive wheel, showing my new design;

FIG. 2 is a front view thereof;

FIG. 3 is a perspective view of a second embodiment of an automotive wheel, showing my new design; and,

FIG. 4 is a front view of FIG. 3.

**1 Claim, 4 Drawing Sheets**









FIGURE 1






FIGURE 2





FIGURE 3






FIGURE 4