



US00D829151S

(12) **United States Design Patent**
Chung

(10) **Patent No.:** **US D829,151 S**

(45) **Date of Patent:** **** Sep. 25, 2018**

(54) **AUTOMOTIVE WHEEL**

(71) Applicant: **Suny Chung**, Anaheim, CA (US)

(72) Inventor: **Suny Chung**, Anaheim, CA (US)

(**) Term: **15 Years**

(21) Appl. No.: **29/579,236**

(22) Filed: **Sep. 28, 2016**

(51) **LOC (11) Cl.** **12-16**

(52) **U.S. Cl.**
USPC **D12/209**

(58) **Field of Classification Search**
USPC D12/204-213; D21/533, 561, 563
CPC B60B 7/00; B60B 7/02; B60B 7/04; B60B
7/06; B60B 3/02; B60B 3/04; B60B 3/06;
B60B 3/10; B60B 1/00; B60B 1/08;
B60B 1/10; B60B 1/12

See application file for complete search history.

(56) **References Cited**

U.S. PATENT DOCUMENTS

D541,202 S *	4/2007	Baumgartner	D12/211
D673,092 S *	12/2012	Platto	D12/209
D673,099 S *	12/2012	Ender	D12/211
D754,052 S *	4/2016	Juergens	D12/211

D780,658 S *	3/2017	Welte	D12/211
D781,198 S *	3/2017	Owens	D12/209
D784,238 S *	4/2017	Chu	D12/211
D786,164 S *	5/2017	Henderson	D12/211
D786,166 S *	5/2017	Henderson	D12/213
D793,939 S *	8/2017	Hans	D12/211
D808,884 S *	1/2018	Chung	D12/211
D810,647 S *	2/2018	Heizmann	D12/209

* cited by examiner

Primary Examiner — Sheryl Lane

Assistant Examiner — Calvin E Vansant

(57) **CLAIM**

The ornamental design for an automotive wheel, as shown and described.

DESCRIPTION

FIG. 1 is a perspective view of an automotive wheel, showing my new design;
FIG. 2 is another perspective view thereof;
FIG. 3 is a front view thereof;
FIG. 4 is a perspective view of a second embodiment of an automotive wheel, showing my new design;
FIG. 5 is another perspective view of FIG. 4;
FIG. 6 is a front view of FIG. 4;
FIG. 7 is a rear view of FIG. 4; and,
FIG. 8 is a side view of the automotive wheel in FIGS. 1-7.

1 Claim, 8 Drawing Sheets







FIGURE 1



FIGURE 2




FIGURE 3



FIGURE 4



FIGURE 5



FIGURE 6




FIGURE 7




FIGURE 8