



US00D829146S

(12) **United States Design Patent** (10) **Patent No.:** **US D829,146 S**
Takagi (45) **Date of Patent:** **** Sep. 25, 2018**

(54) **FRONT DOOR TRIM PANEL FOR AN AUTOMOBILE**

(71) Applicant: **Subaru Corporation**, Tokyo (JP)

(72) Inventor: **Souta Takagi**, Tokyo (JP)

(73) Assignee: **Subaru Corporation**, Tokyo (JP)

(**) Term: **15 Years**

(21) Appl. No.: **29/617,272**

(22) Filed: **Sep. 13, 2017**

(30) **Foreign Application Priority Data**

Mar. 13, 2017 (JP) 2017-005051

(51) **LOC (11) Cl.** **12-16**

(52) **U.S. Cl.**
USPC **D12/196**

(58) **Field of Classification Search**
USPC D12/190, 193, 195, 196, 414
CPC E05B 81/56; E05B 81/80; E05B 65/00;
E05B 65/06; E05B 65/10; E05B 65/12;
E05B 79/06; B60J 5/04
See application file for complete search history.

(56) **References Cited**

U.S. PATENT DOCUMENTS

D601,072 S *	9/2009	Giachin	D12/196
D615,017 S *	5/2010	Smith	D12/195
D616,348 S *	5/2010	Rosenbohm	D12/195
D633,022 S *	2/2011	Hwang	D12/195
D633,023 S *	2/2011	Hwang	D12/195
2009/0079228 A1 *	3/2009	Sturt	B60N 2/78 296/153

2009/0121515 A1 *	5/2009	Shiono	B60N 3/026 296/146.6
2013/0055643 A1 *	3/2013	Setina	B60J 11/06 49/463
2014/0132025 A1 *	5/2014	Usami	B60J 1/2063 296/97.8
2015/0035310 A1 *	2/2015	Yamaguchi	B60R 13/0206 296/153
2015/0329057 A1 *	11/2015	Tiboni	B60R 13/0243 296/37.13
2015/0360623 A1 *	12/2015	Larsen	B60R 13/02 296/29
2016/0187107 A1 *	6/2016	Johnston	F41H 7/00 89/36.08
2016/0280129 A1 *	9/2016	Newbound	B60R 13/0237
2018/0051493 A1 *	2/2018	Krishnan	E05B 81/56

* cited by examiner

Primary Examiner — Marianne N Pandozzi

Assistant Examiner — Suzanne E Tisdell

(74) *Attorney, Agent, or Firm* — Schiff Hardin LLP

(57) **CLAIM**

The ornamental design for a front door trim panel for an automobile thereof, as shown and described.

DESCRIPTION

FIG. 1 is a front perspective view for a “front door trim panel for an automobile” showing my new design, FIG. 2 is a rear perspective view thereof, FIG. 3 is a front view thereof, FIG. 4 is a rear view thereof, FIG. 5 is a top view thereof, FIG. 6 is a bottom view thereof, FIG. 7 is a left-side view thereof; and, FIG. 8 is a right-side view thereof.

1 Claim, 8 Drawing Sheets




Fig. 1



Fig. 2




Fig. 3



Fig. 4

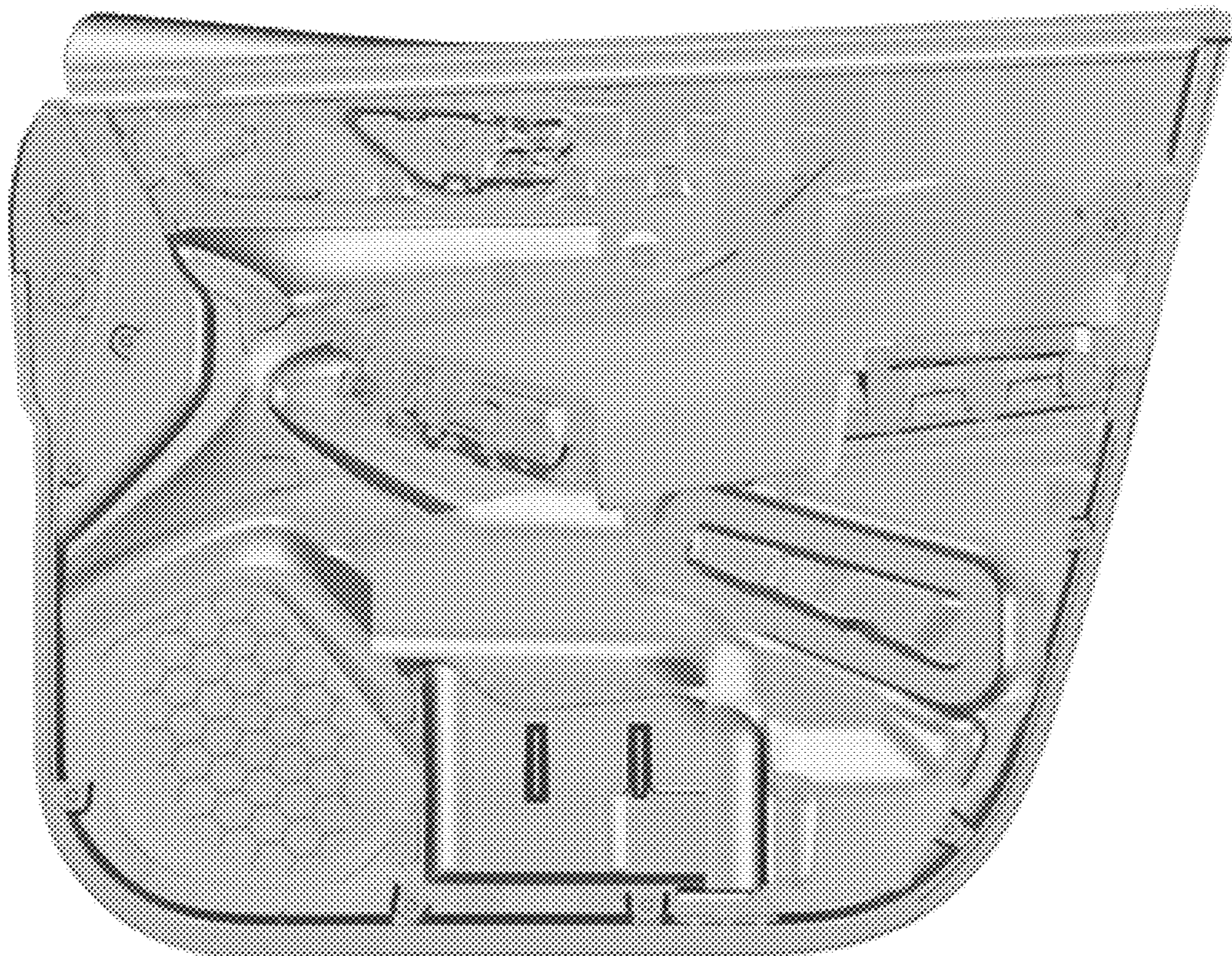


Fig. 5




Fig. 6




Fig. 7




Fig. 8

