



US00D829145S

(12) **United States Design Patent**
Meeker

(10) **Patent No.:** **US D829,145 S**

(45) **Date of Patent:** **** Sep. 25, 2018**

(54) **DECK LID PANEL**

(71) Applicant: **James L. Meeker**, Colleyville, TX
(US)

(72) Inventor: **James L. Meeker**, Colleyville, TX
(US)

(**) Term: **15 Years**

(21) Appl. No.: **29/614,897**

(22) Filed: **Aug. 24, 2017**

(51) **LOC (11) Cl.** **12-16**

(52) **U.S. Cl.**
USPC **D12/196**

(58) **Field of Classification Search**
USPC D12/86, 90, 91, 92, 163, 169, 171, 183,
D12/196, 216; D25/48.5, 56, 58, 119,
D25/121
CPC . B60J 11/00; B60J 11/06; B60R 13/00; B60R
13/10; B62D 25/10; B62D 35/00; B62D
35/007; E05D 5/062

See application file for complete search history.

(56) **References Cited**

U.S. PATENT DOCUMENTS

D286,527 S * 11/1986 Envall D12/183
5,172,954 A * 12/1992 Yamazaki B62D 35/007
296/180.1
D414,734 S * 10/1999 Bangle D12/196
6,582,006 B1 * 6/2003 Burch B60R 13/10
296/100.06
7,478,492 B2 * 1/2009 Madonia B60K 35/00
345/204
8,083,260 B2 * 12/2011 Haynes B60J 11/06
280/770
D663,666 S * 7/2012 Matsumoto D12/196
8,251,431 B2 * 8/2012 Nakazato E05D 5/062
296/146.11
D676,793 S * 2/2013 Yamada D12/196

D682,757 S * 5/2013 Song D12/196
D695,177 S * 12/2013 Matsueda D12/196
9,011,056 B2 * 4/2015 Malmstrom B60P 7/0892
410/121
D731,942 S * 6/2015 Hammoud D12/196
D743,864 S * 11/2015 Loeb D12/196
D780,076 S * 2/2017 Peat D12/164
D784,885 S * 4/2017 Curic D12/196
D785,532 S * 5/2017 Park D12/196
D791,030 S * 7/2017 Faghihzadeh D12/196
D797,631 S * 9/2017 Pevovar D12/196
D800,021 S * 10/2017 Hagino D12/92
D804,384 S * 12/2017 Park D12/196
D813,773 S * 3/2018 Cho D12/196
D818,922 S * 5/2018 Whitla D12/196

(Continued)

Primary Examiner — Susan Bennett Hattan

Assistant Examiner — Suzanne E Tisdell

(74) *Attorney, Agent, or Firm* — Uradnik Law Firm PC

(57) **CLAIM**

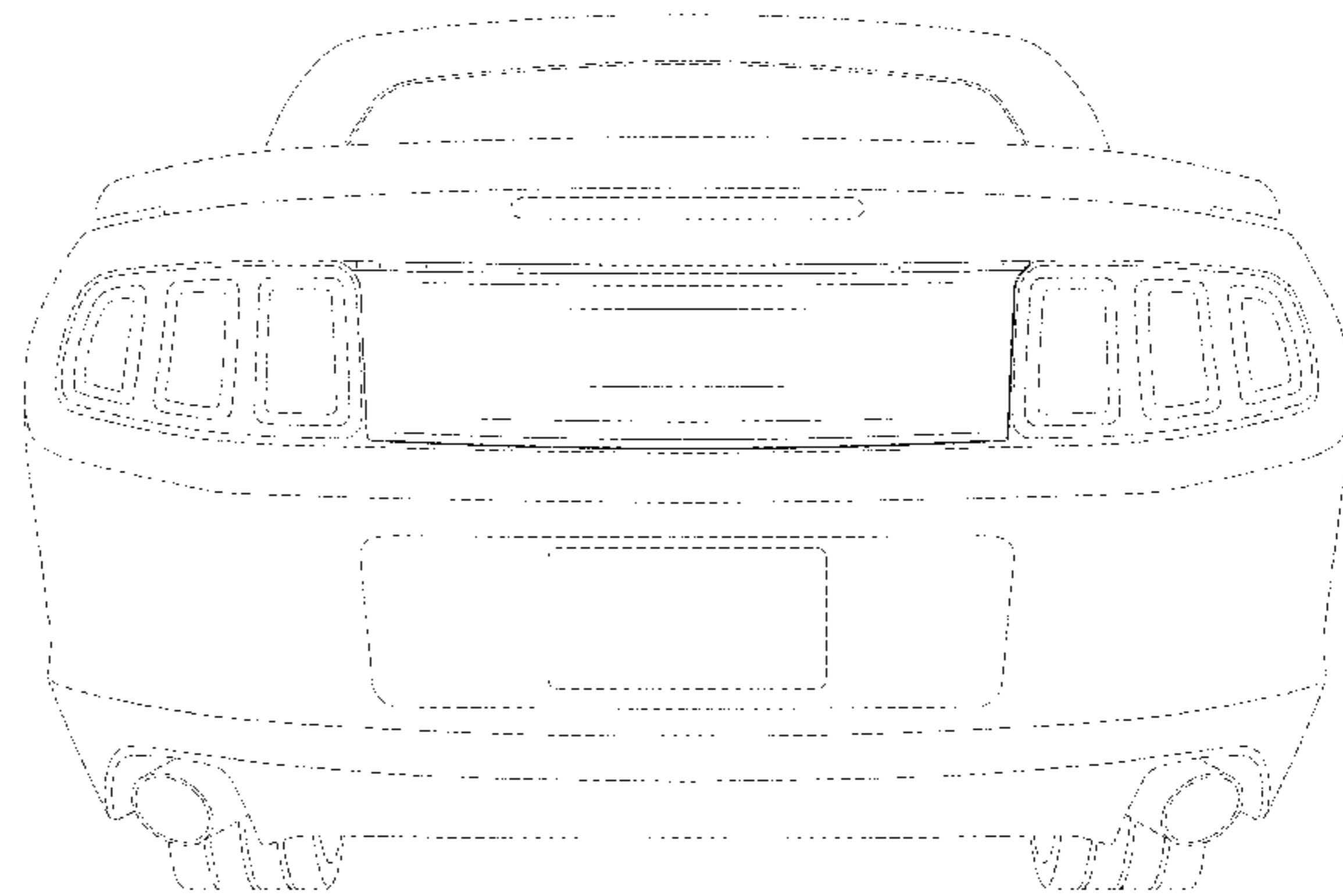

The ornamental design for a deck lid panel, as shown and described.

DESCRIPTION

FIG. 1 is a front perspective view of a deck lid panel showing my new design;
FIG. 2 is a front elevation thereof;
FIG. 3 is a rear elevation thereof;
FIG. 4 is a right side elevation thereof;
FIG. 5 is a left side elevation thereof;
FIG. 6 is a top side elevation thereof;
FIG. 7 is a bottom elevation thereof; and,
FIG. 8 is a front environmental view thereof.

The unshaded regions that are demarcated by broken lines form no part of the claimed design. The broken lines showing the remainder of the automobile represent unclaimed subject matter and form no part of the claimed design.

1 Claim, 6 Drawing Sheets



(56)

References Cited

U.S. PATENT DOCUMENTS

D823,211 S * 7/2018 Lim D12/196
D823,762 S * 7/2018 Loeb D12/196

* cited by examiner

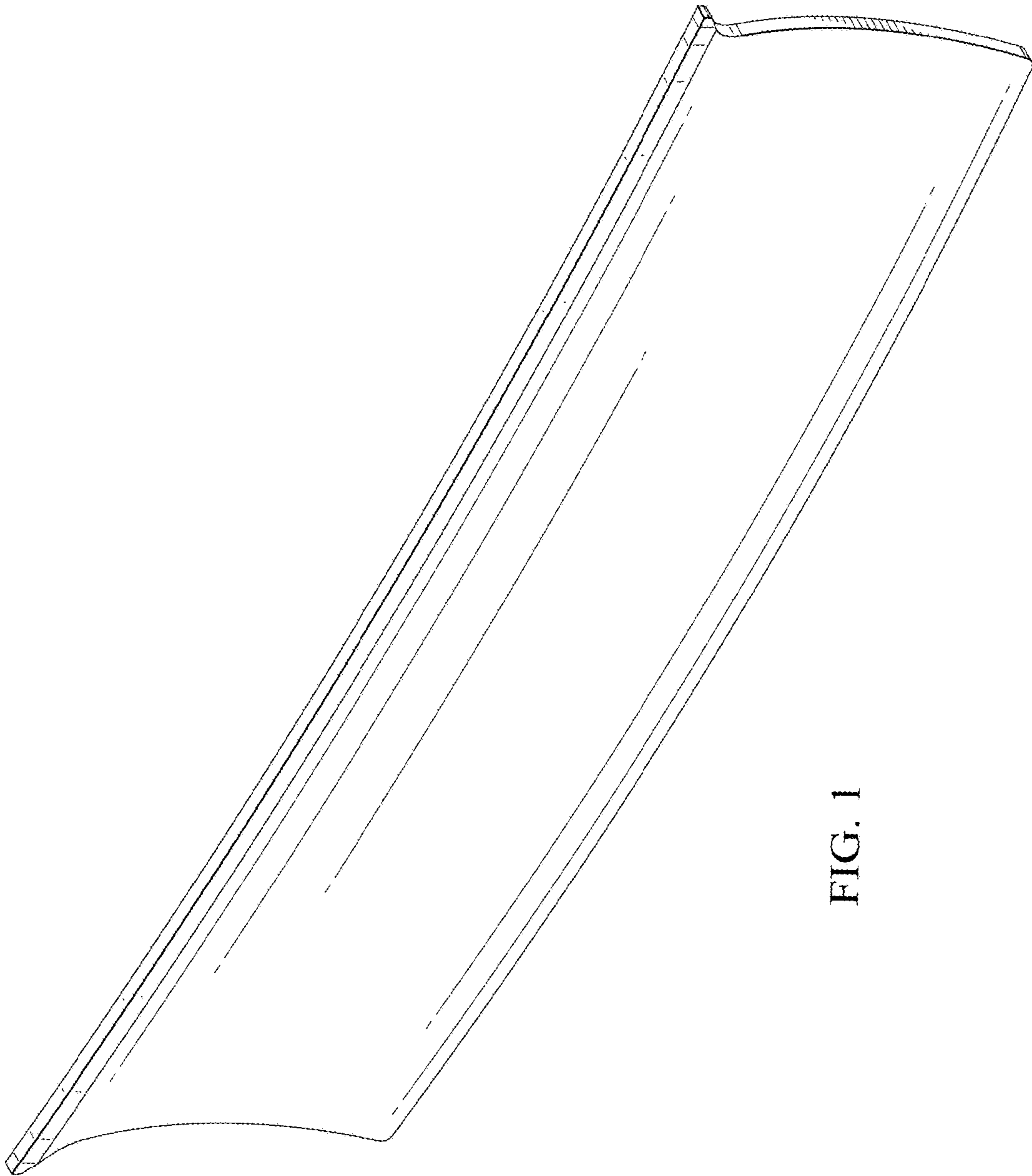


FIG. 1




FIG. 2




FIG. 3



FIG. 5

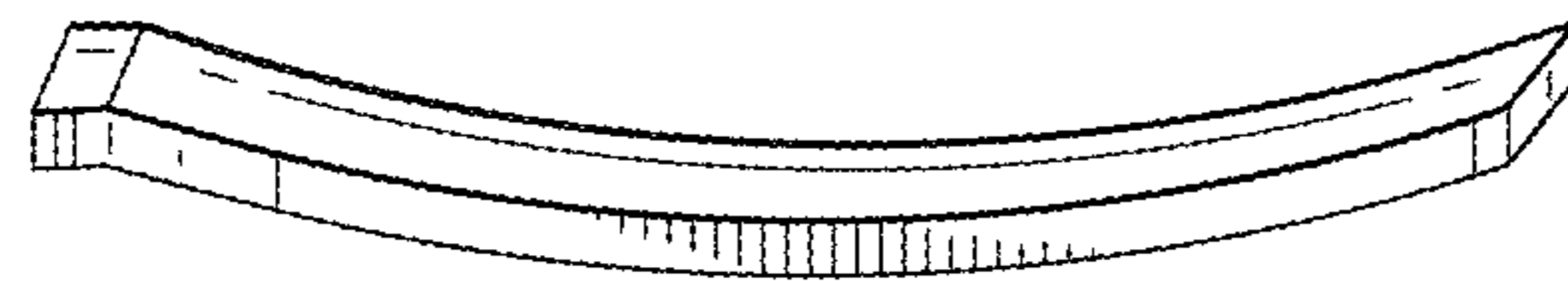


FIG. 4

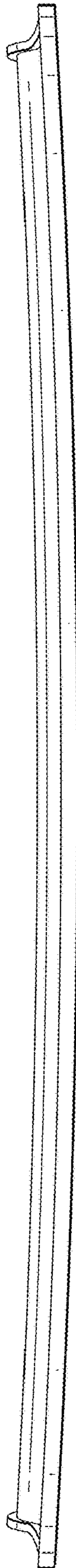


FIG. 6




FIG. 7

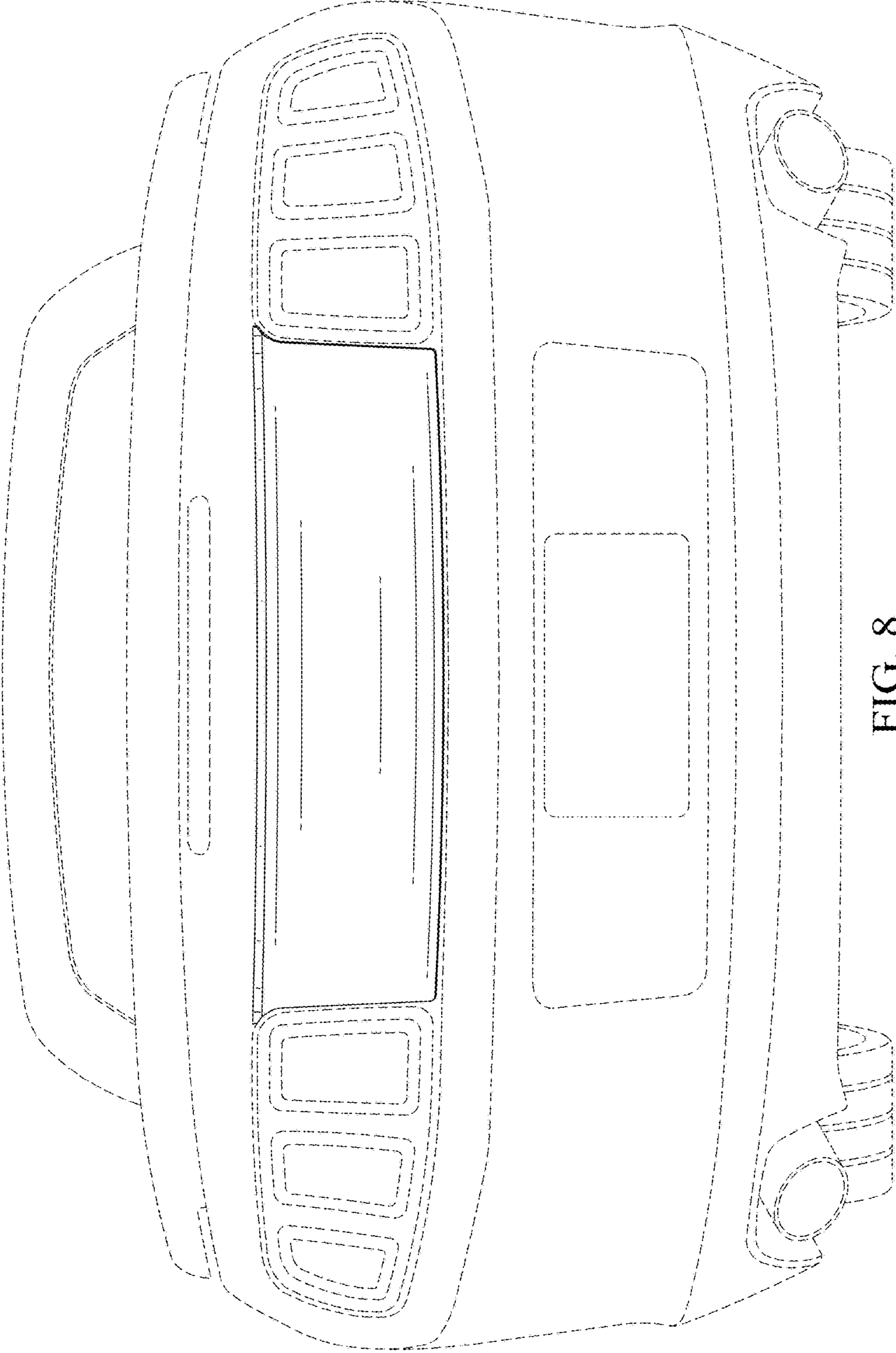


FIG. 8