



US00D829134S

(12) **United States Design Patent**
Katagiri et al.

(10) **Patent No.:** **US D829,134 S**
(45) **Date of Patent:** **** Sep. 25, 2018**

(54) **MOTORCYCLE OR MOTORCYCLE
REPLICA**

(71) Applicant: **HONDA MOTOR CO., LTD.**, Tokyo
(JP)

(72) Inventors: **Kiyoshi Katagiri**, Wako (JP);
Masamoto Ito, Wako (JP)

(73) Assignee: **HONDA MOTOR CO., LTD.**, Tokyo
(JP)

(**) Term: **15 Years**

(21) Appl. No.: **29/601,693**

(22) Filed: **Apr. 25, 2017**

(30) **Foreign Application Priority Data**

Oct. 26, 2016 (JP) 2016-023238

(51) **LOC (11) Cl.** **12-11**

(52) **U.S. Cl.**
USPC **D12/126; D12/110; D12/182**

(58) **Field of Classification Search**
USPC D12/110, 114, 126, 182, 184, 186
CPC ... B62J 17/00; B62J 17/02; B62J 17/04; B62J
23/00; B62K 11/00; B62K 11/02; B62K
11/04
See application file for complete search history.

(56) **References Cited**

U.S. PATENT DOCUMENTS

- D283,021 S * 3/1986 Abe D12/182
- D314,740 S * 2/1991 Abe D12/182
- D496,613 S * 9/2004 Everitt D12/182
- D499,993 S * 12/2004 Otsubo D12/182
- D515,485 S * 2/2006 Sawabe D12/182
- D522,415 S * 6/2006 Tanaka D12/126
- D533,490 S * 12/2006 Tsukasaki D12/182
- D538,213 S * 3/2007 Fukuyama D12/182

- D545,738 S * 7/2007 Tako D12/182
- D575,209 S * 8/2008 Sawabe D12/182
- D596,094 S * 7/2009 Fukuyama D12/182
- 8,006,791 B2 * 8/2011 Nakagome B62J 17/02
180/219
- 8,123,273 B2 * 2/2012 Tsuda B62J 17/04
296/180.1
- D677,601 S 3/2013 Yanagita et al.
- D689,411 S * 9/2013 Tsukui D12/126
- D690,626 S * 10/2013 Katagiri D12/126
- D690,627 S * 10/2013 Tsukui D12/126
- D694,157 S * 11/2013 Katagiri D12/126
- 8,631,888 B2 * 1/2014 Iida B62K 11/04
180/68.1
- D702,166 S * 4/2014 Deluy D12/186
- D733,011 S * 6/2015 Nishimoto D12/126

(Continued)

Primary Examiner — Darlington Ly

(74) *Attorney, Agent, or Firm* — Birch, Stewart, Kolasch
& Birch, LLP


(57) **CLAIM**

The ornamental design for a motorcycle or motorcycle replica, as shown and described.

DESCRIPTION

FIG. 1 is a front elevation view of a motorcycle or motorcycle replica showing our new design;
FIG. 2 is a rear elevation view thereof;
FIG. 3 is a top plan view thereof;
FIG. 4 is a right side elevational view thereof;
FIG. 5 is a left side elevational view thereof;
FIG. 6 is a right and front side perspective view thereof;
FIG. 7 is a left and front side perspective view thereof;
FIG. 8 is a right and rear side perspective view thereof; and,
FIG. 9 is a left and rear side perspective view thereof.
The broken lines in the drawings illustrate portions of the motorcycle or motorcycle replica that form no part of the claimed design.

1 Claim, 5 Drawing Sheets



(56)

References Cited

U.S. PATENT DOCUMENTS

D744,908 S	*	12/2015	Shibuta	D12/114
D746,741 S	*	1/2016	Futamata	D12/182
D776,017 S	*	1/2017	Takigawa	D12/114
D777,611 S	*	1/2017	Griffin	D12/114
D781,755 S	*	3/2017	Watanabe	D12/114
D786,141 S	*	5/2017	Tachibana	D12/114
D795,750 S	*	8/2017	Futamata	D12/114
D803,106 S	*	11/2017	Tsuji	D12/126
D803,107 S	*	11/2017	Petersson	D12/126

* cited by examiner

FIG.1

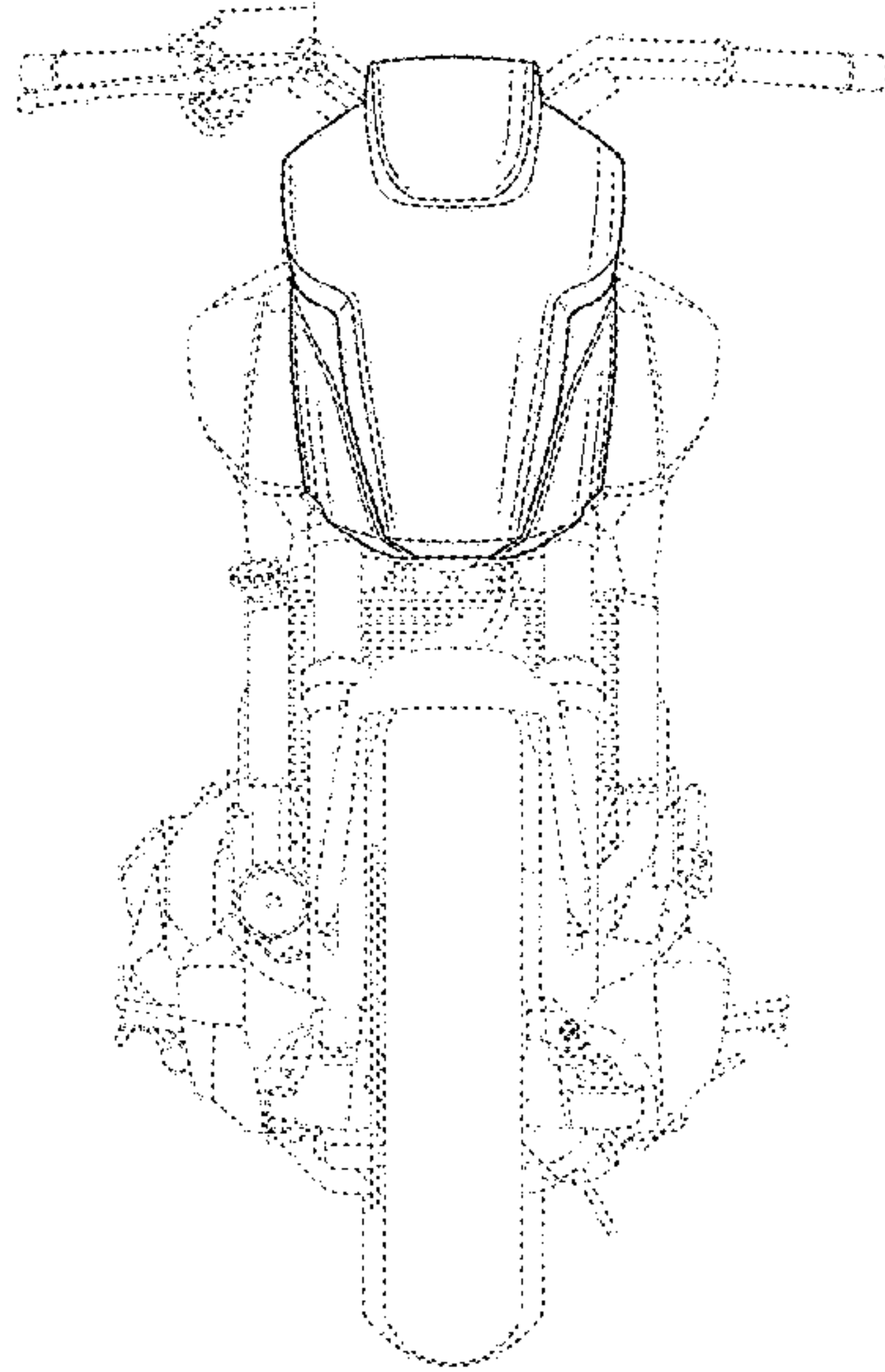


FIG.2

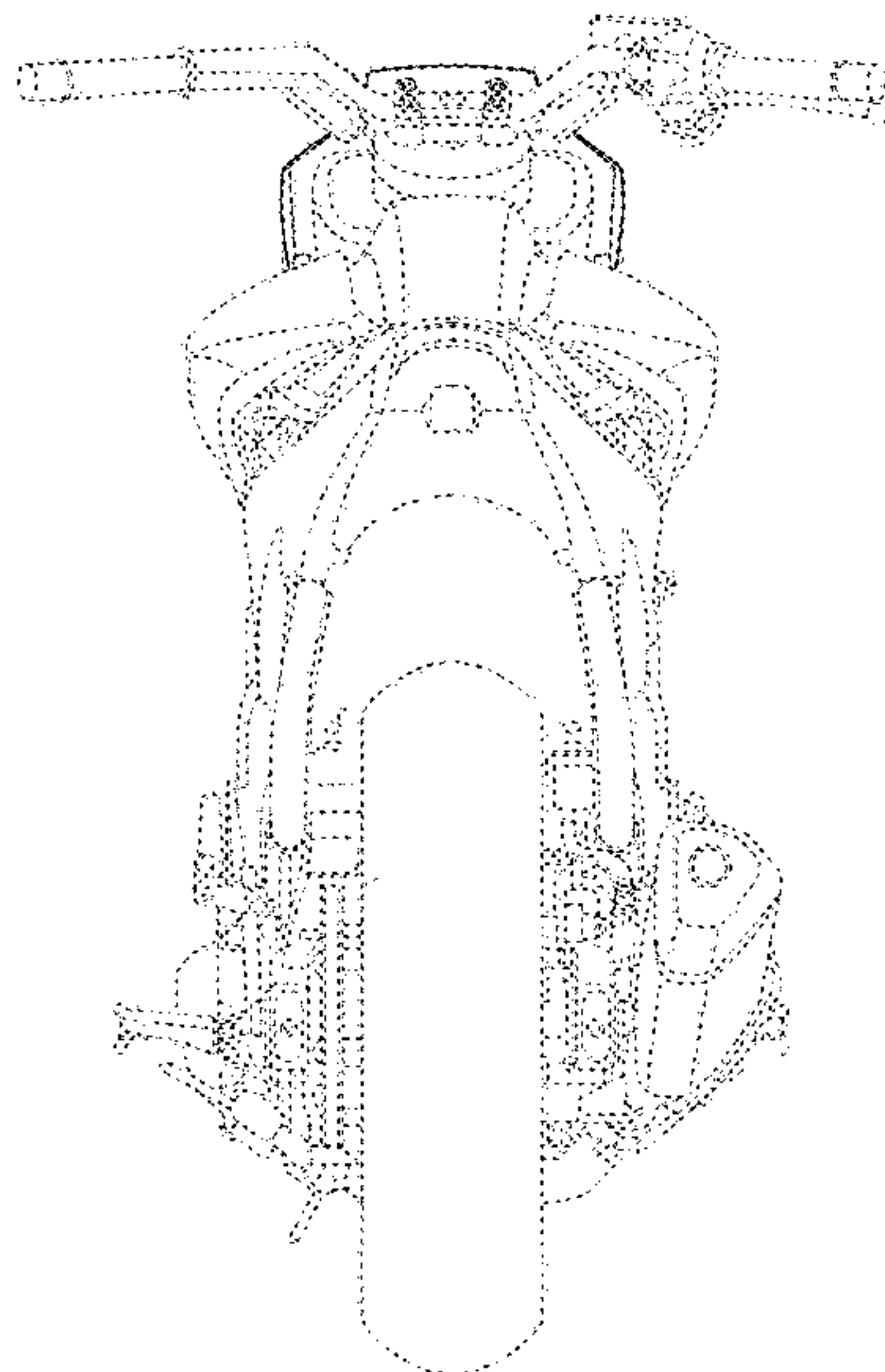


FIG.3

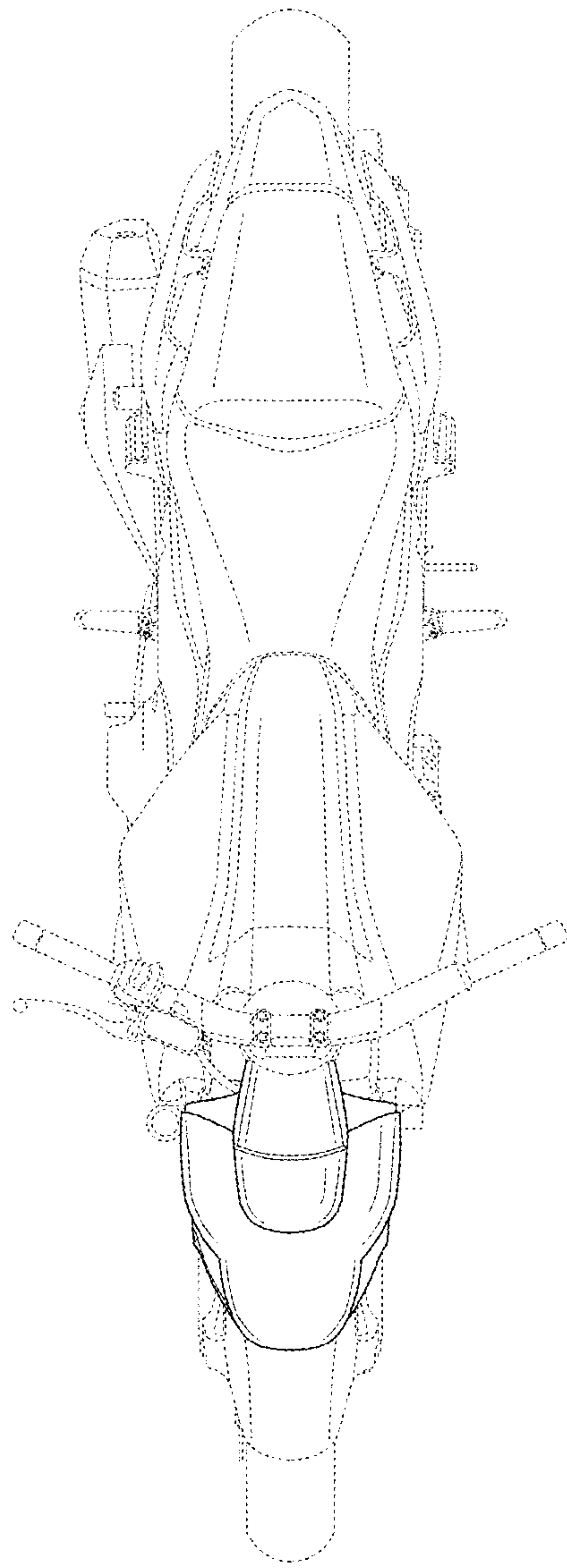


FIG.4




FIG.5




FIG.6




FIG.7




FIG.8




FIG.9

