



US00D829125S

(12) **United States Design Patent** (10) **Patent No.:** **US D829,125 S**
Bhansali et al. (45) **Date of Patent:** **** Sep. 25, 2018**

- (54) **JEWELRY STONE SETTING**
- (71) Applicants: **Baiju Bhansali**, New York, NY (US);
Joseph Weinreich, New York, NY (US)
- (72) Inventors: **Baiju Bhansali**, New York, NY (US);
Joseph Weinreich, New York, NY (US)
- (73) Assignee: **Diamond Direct, LLC**, New York, NY (US)
- (**) Term: **15 Years**
- (21) Appl. No.: **29/615,273**
- (22) Filed: **Aug. 28, 2017**
- (51) **LOC (11) Cl.** **11-01**
- (52) **U.S. Cl.**
USPC **D11/91**
- (58) **Field of Classification Search**
USPC D11/1-40, 43, 76-78, 89-92
CPC A44C 5/00; A44C 5/0007; A44C 5/0015;
A44C 5/0023; A44C 5/003; A44C
5/0038; A44C 5/0053; A44C 5/0061;
A44C 5/0069; A44C 5/0076; A44C
5/0084; A44C 5/0092; A44C 17/00; A44C
17/001; A44C 17/02; A44C 17/04; A44C
7/00; A44C 7/002; A44C 9/00; A44C
9/0007; A44C 9/0038; A44C 9/0046;
A44C 9/0053; A44C 9/02
See application file for complete search history.

- (56) **References Cited**
U.S. PATENT DOCUMENTS
D55,597 S * 7/1920 Felger D11/91
5,056,337 A * 10/1991 Nhaissi A44C 17/02
63/26
D444,098 S * 6/2001 Hurwitz D11/90
D485,509 S * 1/2004 Shagalov A44C 17/04
D11/91

- D508,867 S 8/2005 Shum
- D618,132 S 6/2010 Wong et al.
- D623,980 S * 9/2010 Yu D11/90
- D632,207 S * 2/2011 Gurfinkel D11/91
- D641,651 S * 7/2011 Kothari D11/91
- D642,087 S * 7/2011 Kothari D11/91
- D643,327 S * 8/2011 Kothari D11/91
- D643,767 S * 8/2011 Kothari D11/34
- D648,650 S * 11/2011 Roehl D11/91
- D648,651 S * 11/2011 Sin D11/91
- D650,308 S * 12/2011 Roehl D11/91
- D654,394 S * 2/2012 Kothari D11/91
- D680,897 S * 4/2013 Li D11/91
- D680,898 S * 4/2013 Dholakiya D11/91
- D684,886 S * 6/2013 Wein D11/91
- D684,887 S 6/2013 Wein
- D685,287 S * 7/2013 Kothari D11/91
- D697,451 S * 1/2014 Dholakiya D11/91
- D703,090 S * 4/2014 Dholakiya D11/91
- D703,091 S * 4/2014 Dholakiya D11/91
- D709,403 S * 7/2014 Sanghvi D11/91

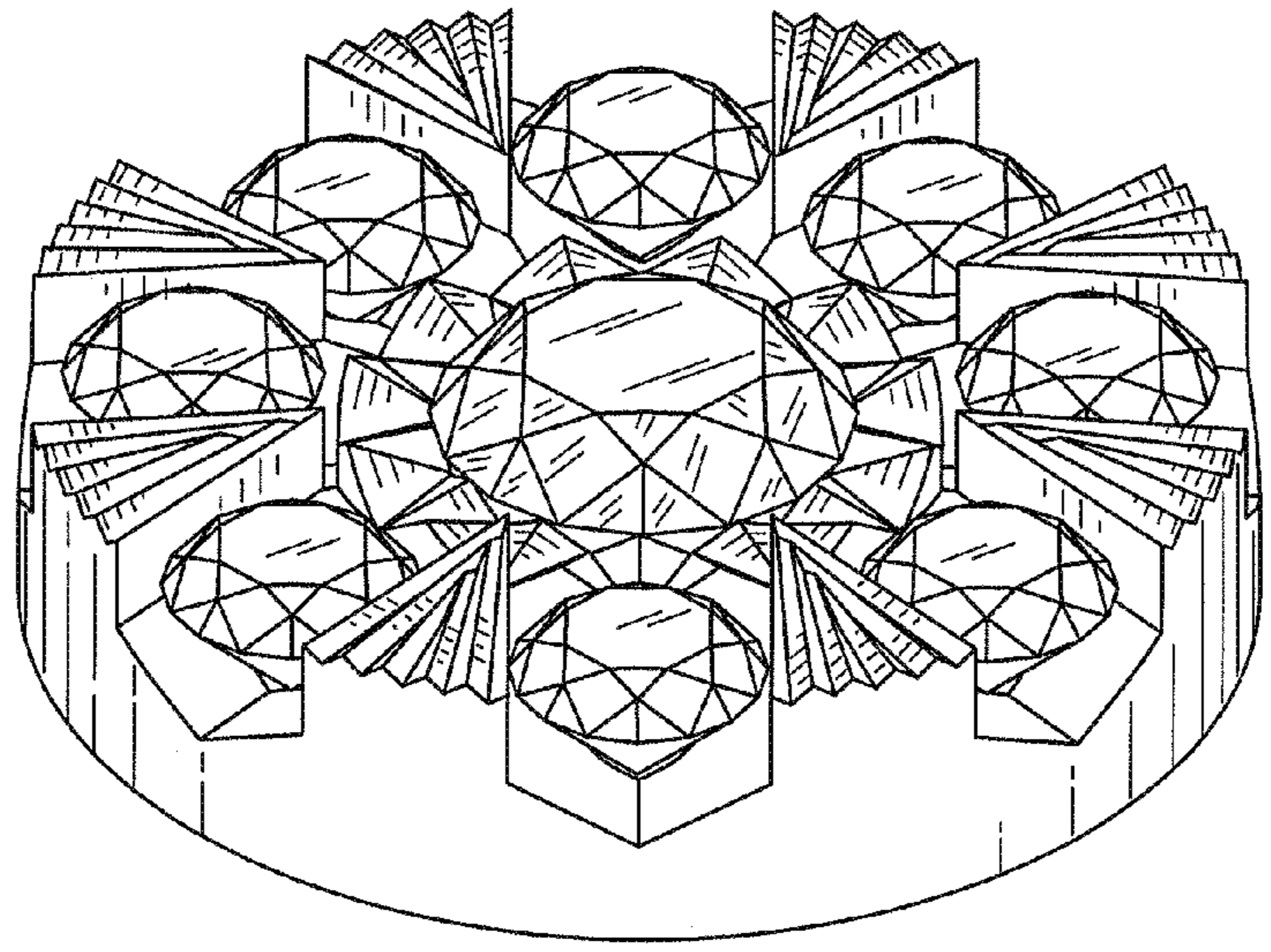
(Continued)

Primary Examiner — Cynthia Ramirez
Assistant Examiner — Llorellys M Martinez-Rivera
(74) Attorney, Agent, or Firm — Michael A. Painter

(57) **CLAIM**
The ornamental design for a jewelry stone setting, as shown and described.

DESCRIPTION
FIG. 1 is a top perspective view of a jewelry stone setting showing my new design;
FIG. 2 is a top plan view thereof;
FIG. 3 is a left side elevation view thereof, the right side being identical thereto;
FIG. 4 is a cross-sectional view thereof, taken along line 4-4 of FIG. 2; and,
FIG. 5 is a bottom plan view thereof.

1 Claim, 2 Drawing Sheets



(56)

References Cited

U.S. PATENT DOCUMENTS

D712,302 S *	9/2014	Dholakiya	D11/91
D712,303 S *	9/2014	Dholakiya	D11/91
D714,182 S *	9/2014	Doran	D11/92
D755,665 S *	5/2016	Krainz	D11/91
D791,012 S *	7/2017	Krainz	D11/91
D798,188 S *	9/2017	Wong	D11/92
2009/0056376 A1 *	3/2009	Lin	A44C 17/046 63/28
2012/0272681 A1 *	11/2012	Kothari	A44C 17/02 63/27
2015/0342310 A1 *	12/2015	Kei	A44C 17/04 63/28

* cited by examiner

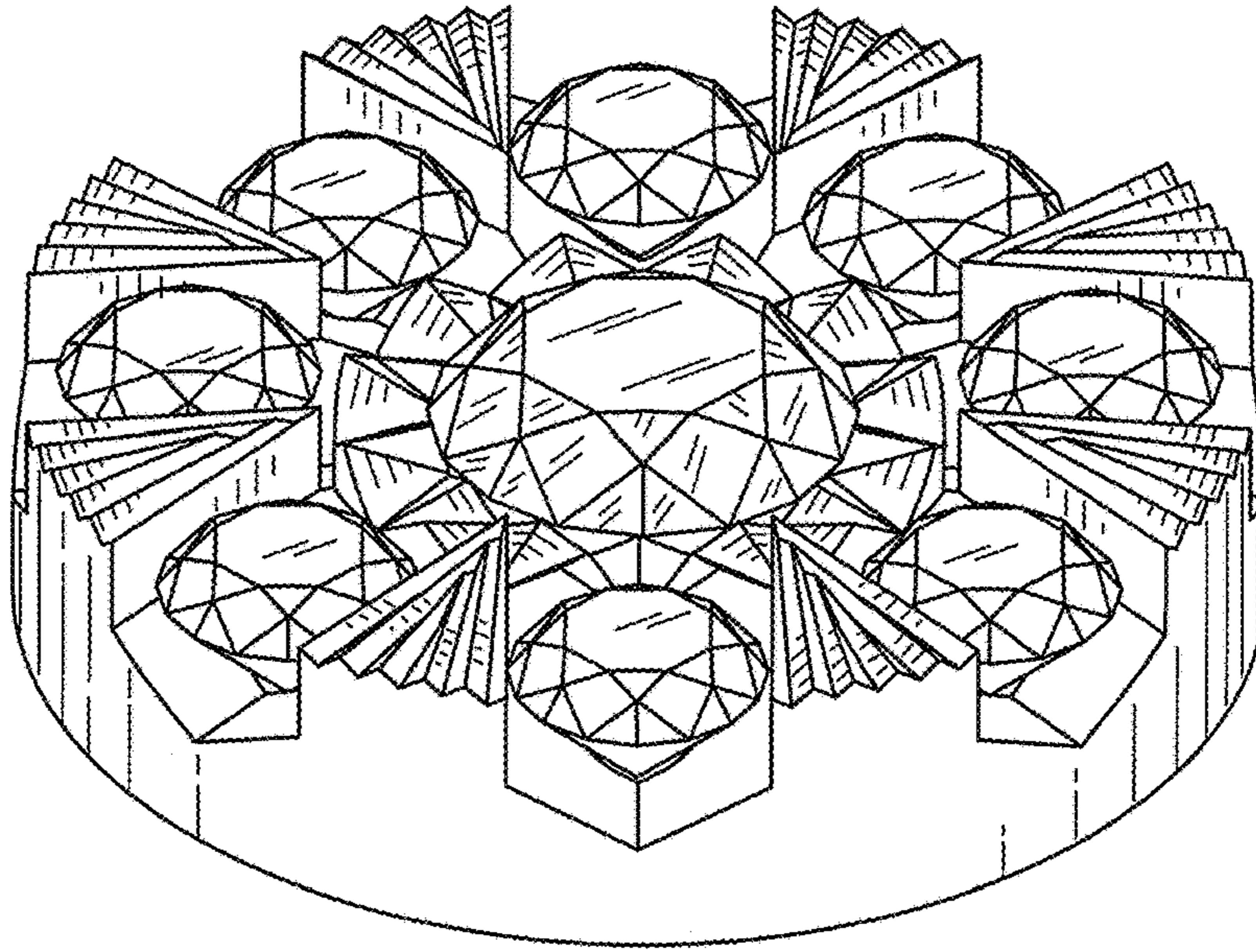



FIG. 1



4
4
FIG. 2

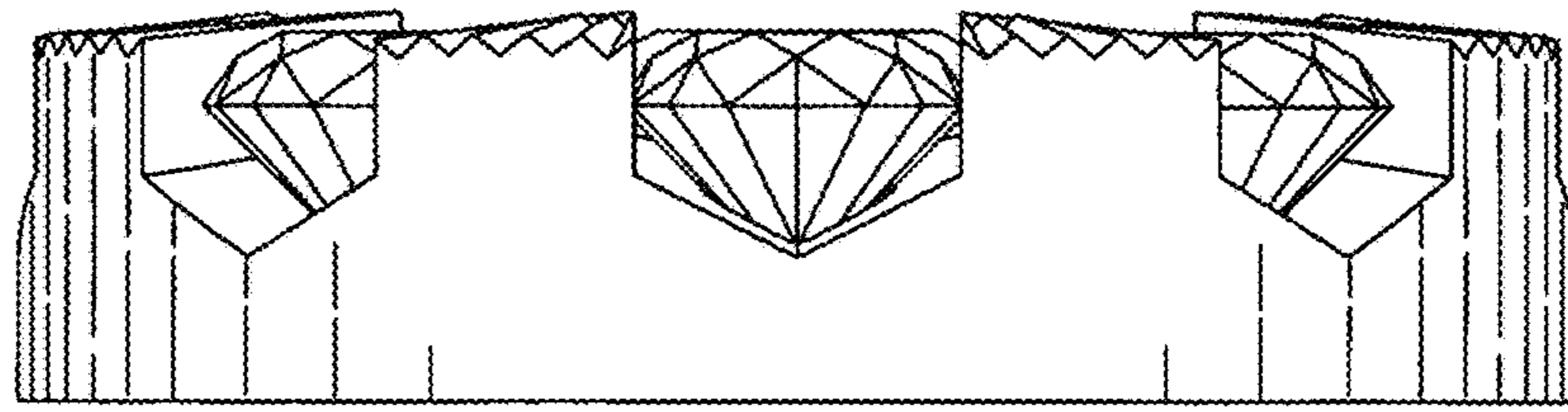


FIG. 3

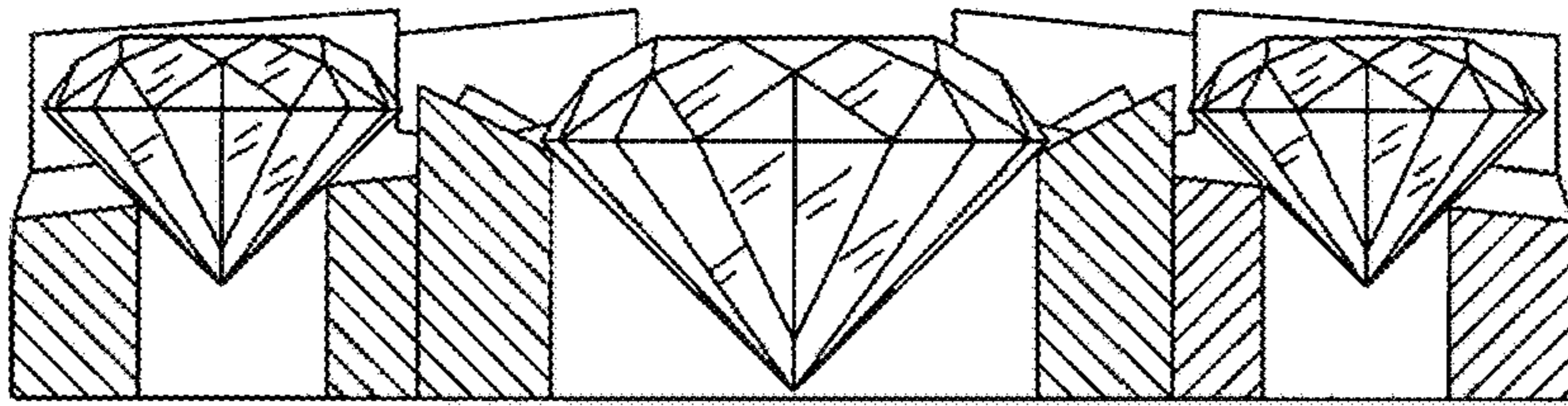


FIG. 4

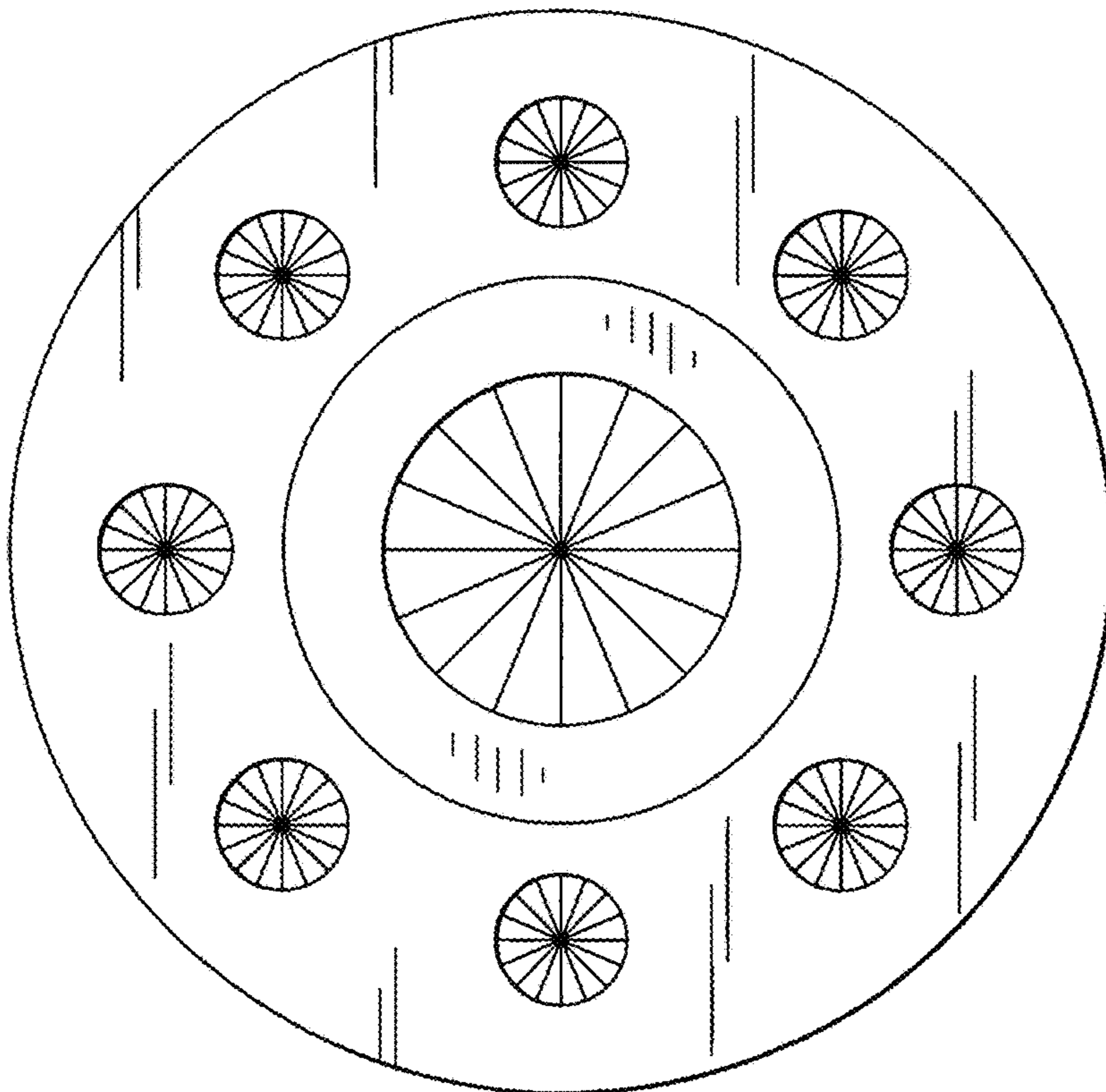


FIG. 5