



US00D829124S

(12) **United States Design Patent**
Bonke

(10) **Patent No.:** **US D829,124 S**

(45) **Date of Patent:** **** Sep. 25, 2018**

(54) **CUT STONE**

(71) Applicant: **REALIZATION DESAL AG**, Oberwil (CH)

(72) Inventor: **Michael Bonke**, Oberwil (CH)

(73) Assignee: **REALIZATION DESAL AG**, Oberwil (CH)

(**) Term: **15 Years**

(21) Appl. No.: **29/603,351**

(22) Filed: **May 9, 2017**

(30) **Foreign Application Priority Data**

- Nov. 11, 2016 (EM) 003459643-0001
- Nov. 11, 2016 (EM) 003459643-0002
- Nov. 11, 2016 (EM) 003459643-0003
- Nov. 11, 2016 (EM) 003459643-0004
- Nov. 11, 2016 (EM) 003459643-0005
- Nov. 11, 2016 (EM) 003459643-0006
- Nov. 11, 2016 (EM) 003459643-0007
- Nov. 11, 2016 (EM) 003459643-0008

(51) **LOC (11) Cl.** **11-01**

(52) **U.S. Cl.**
USPC **D11/90**

(58) **Field of Classification Search**
USPC D11/1-2, 26-29, 89-92; 63/26-28, 32
CPC A44C 17/00; A44C 17/01; A44C 17/005;
A44C 17/007; A44C 17/008
See application file for complete search history.

(56) **References Cited**

U.S. PATENT DOCUMENTS

- 2,364,031 A * 11/1944 Suderov A44C 17/001
63/32
- D407,036 S * 3/1999 Reisigl D11/90

- D409,944 S * 5/1999 Reisigl D11/90
- D410,590 S * 6/1999 Cohen D11/90
- D425,816 S * 5/2000 Kavalek D11/90
- D428,355 S * 7/2000 Kavalek D11/90
- D431,794 S * 10/2000 Reisigl D11/90
- D435,477 S * 12/2000 Kavalek D11/90
- D439,864 S * 4/2001 Cohen A44C 17/001
D11/90
- D442,881 S * 5/2001 Kavalek D11/90
- D451,427 S * 12/2001 Tolkowsky D11/90
- D454,089 S * 3/2002 Steiner D11/90
- D460,376 S * 7/2002 Bamminger D11/90
- D460,712 S * 7/2002 Cohen D11/90
- 6,422,039 B2 * 7/2002 Bamminger A44C 17/008
63/32
- D463,313 S * 9/2002 Bamminger D11/90
- D476,918 S * 7/2003 Aoyagi D11/90
- 6,604,382 B2 * 8/2003 Shuto A44C 17/001
63/32
- D501,149 S * 1/2005 Fuchs D11/90
- D511,987 S * 11/2005 Swarovski D11/90
- D520,902 S * 5/2006 Namdar D11/90
- D588,952 S * 3/2009 Schneider D11/90
- D590,292 S * 4/2009 Schneider D11/90
- D623,551 S * 9/2010 Tolkowsky D11/90

(Continued)

Primary Examiner — Ralf Seifert

(74) *Attorney, Agent, or Firm* — Lewis Brisbois Bisgaard & Smith, LLP; Craig W. Mueller

(57) **CLAIM**

The ornamental design for a cut stone, as shown and described.

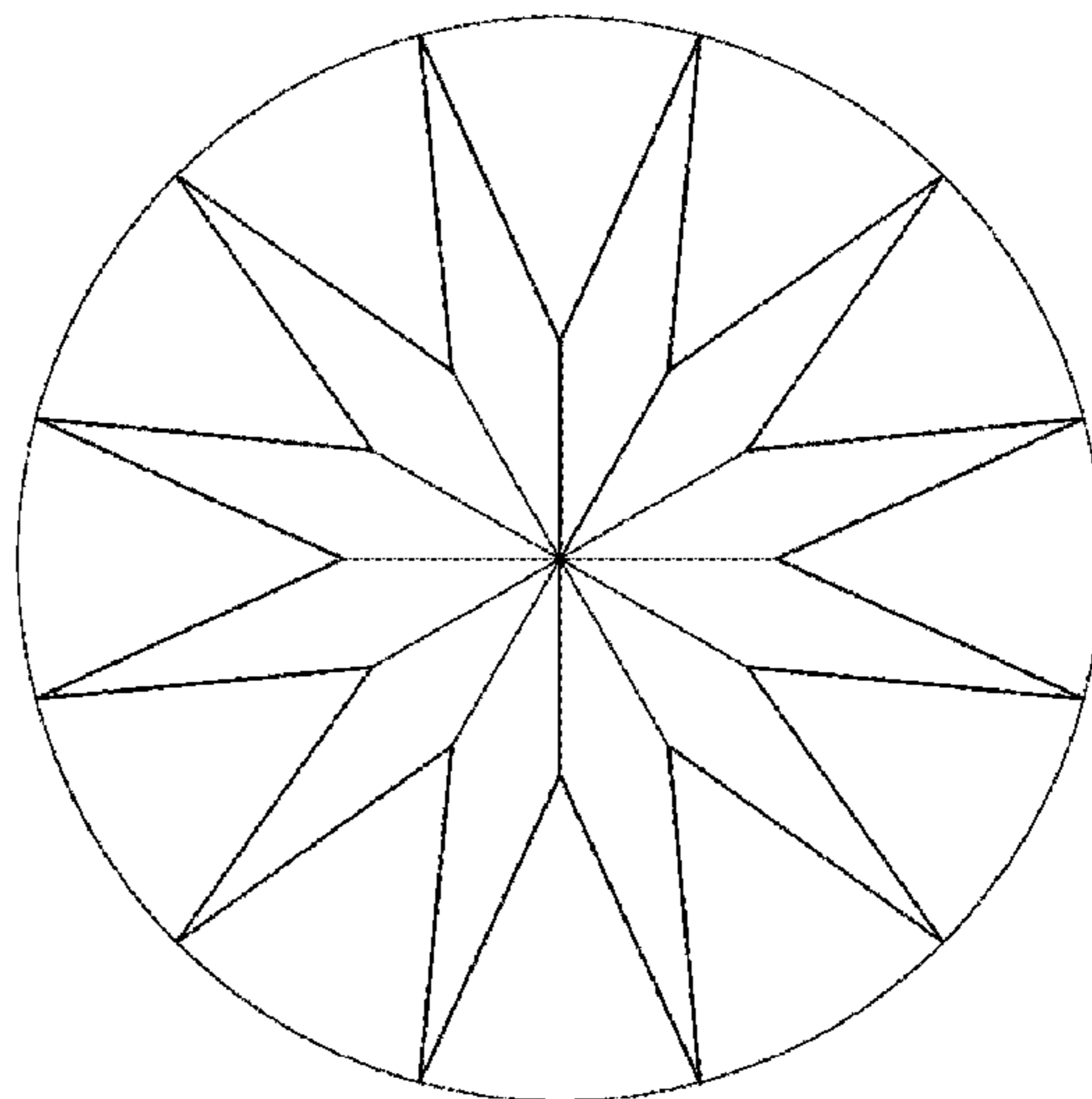
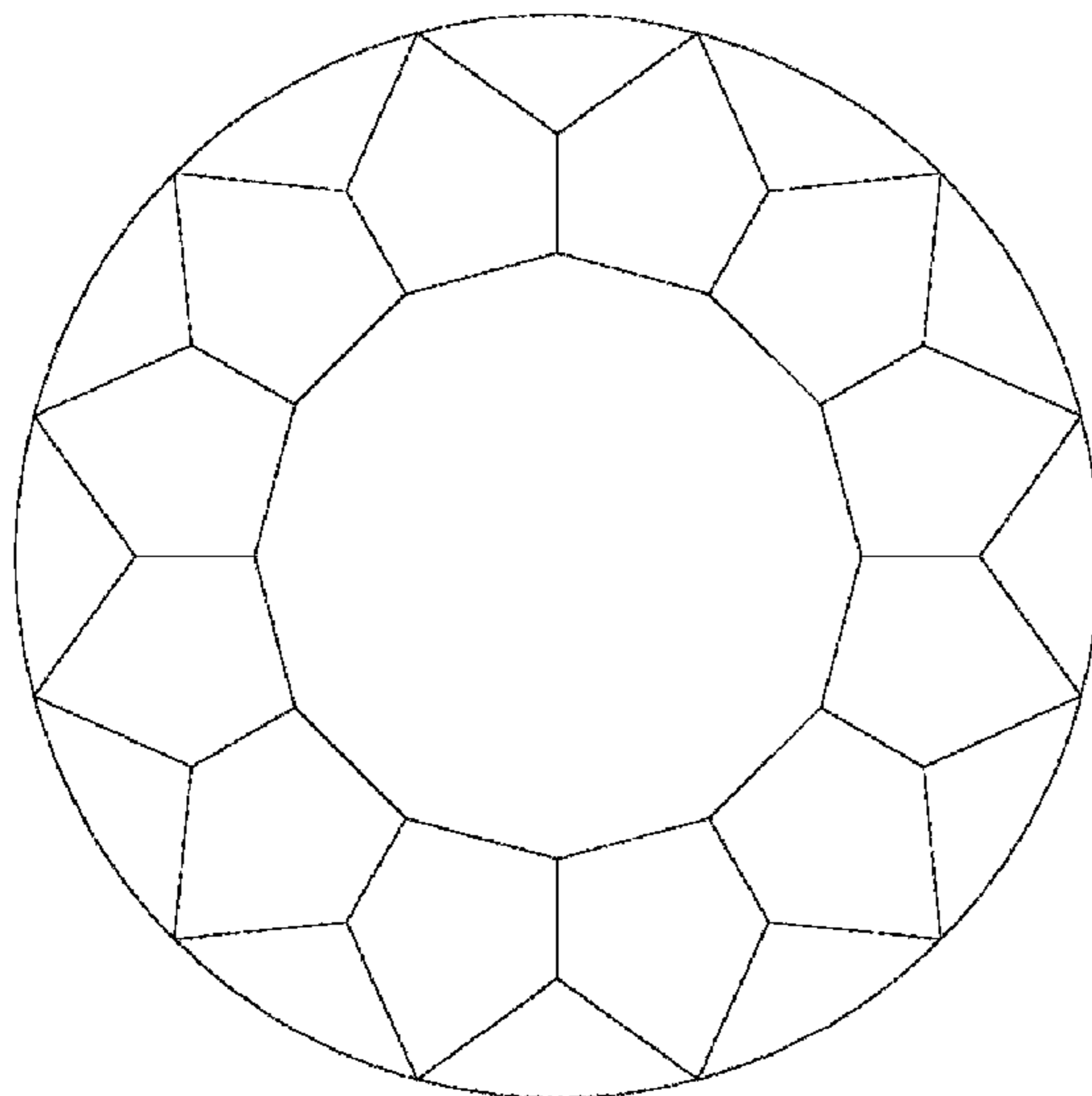
DESCRIPTION

FIG. 1 is a front elevational view of a cut stone showing my new design, the rear elevation view, left elevation view, and right elevation view being identical to the front elevation view;

FIG. 2 is a top plan view; and,

FIG. 3 is a bottom plan view.

1 Claim, 3 Drawing Sheets



(56)

References Cited

U.S. PATENT DOCUMENTS

D660,194 S *	5/2012	Jain	D11/90
D678,809 S *	3/2013	Levian	D11/90
D685,286 S *	7/2013	Bhansali	D11/90
D696,974 S *	1/2014	Gersh	D11/90
D698,276 S *	1/2014	Webb	D11/90
D755,507 S *	5/2016	Glaser	D11/90
D764,963 S *	8/2016	Loinger	D11/90
D785,493 S *	5/2017	Bhansali	D11/90
D788,632 S *	6/2017	Tannenbaum	D11/90
D791,009 S *	7/2017	Patel	D11/90
D808,294 S *	1/2018	Rana	D11/90

* cited by examiner

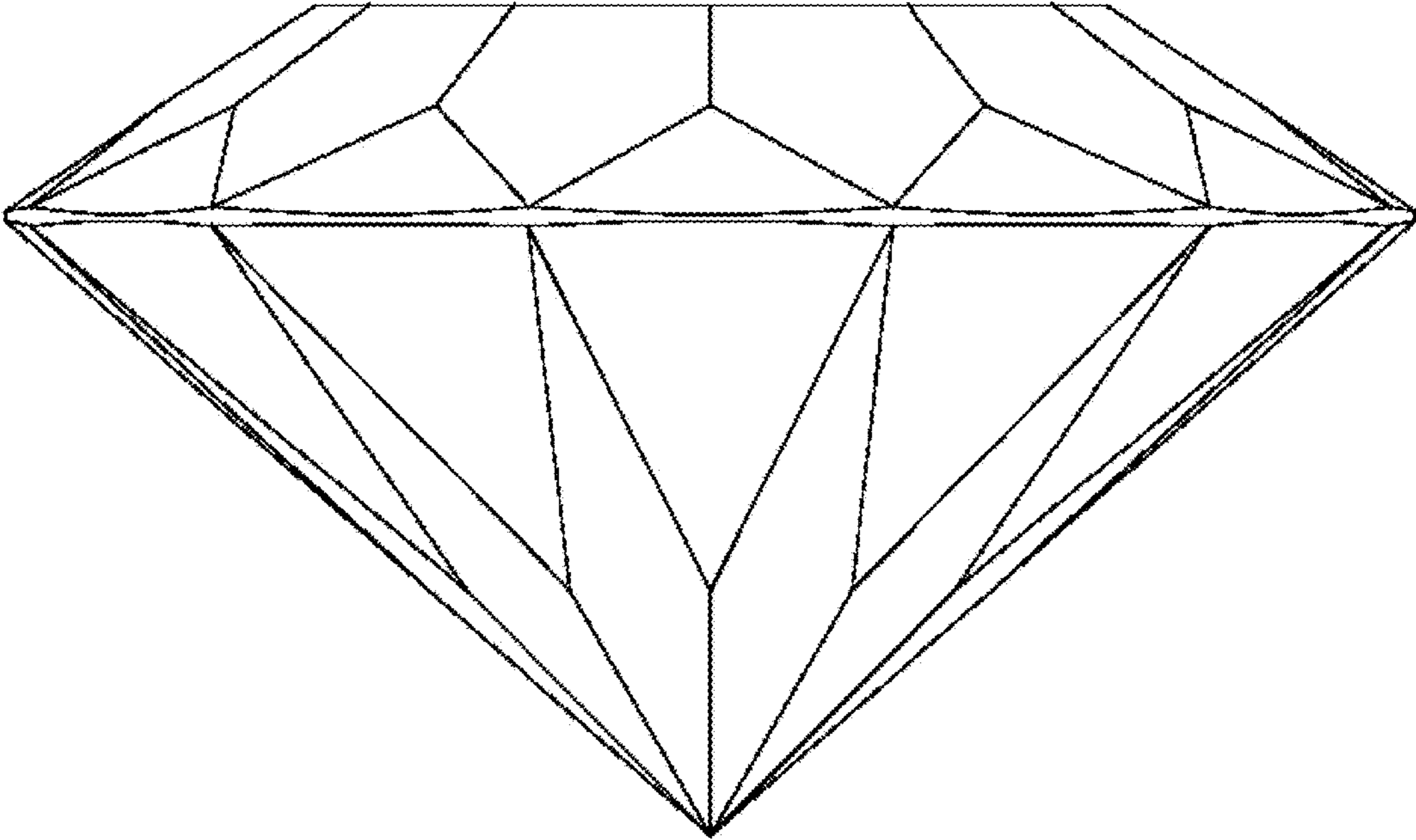


FIG. 1

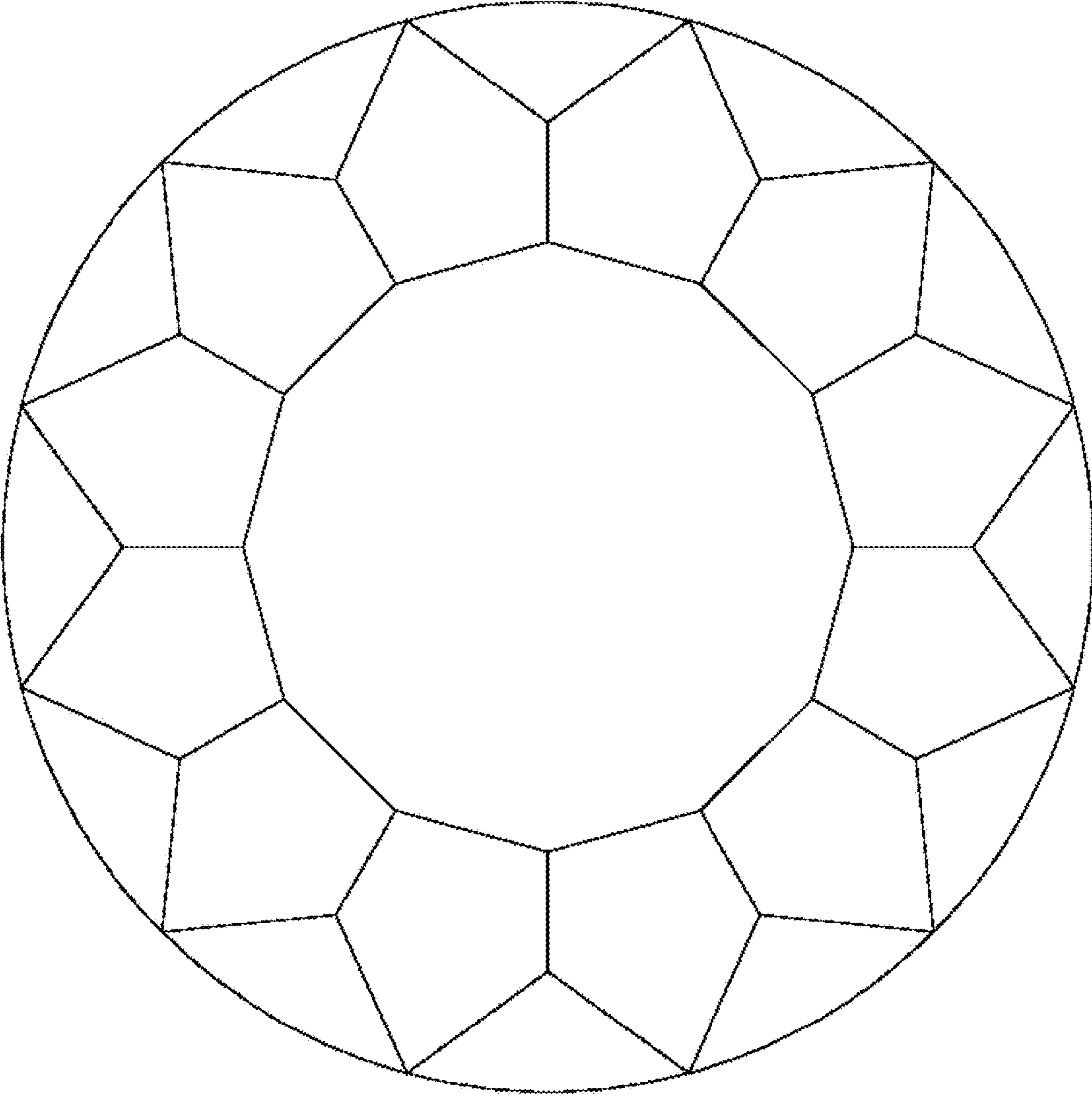


FIG. 2

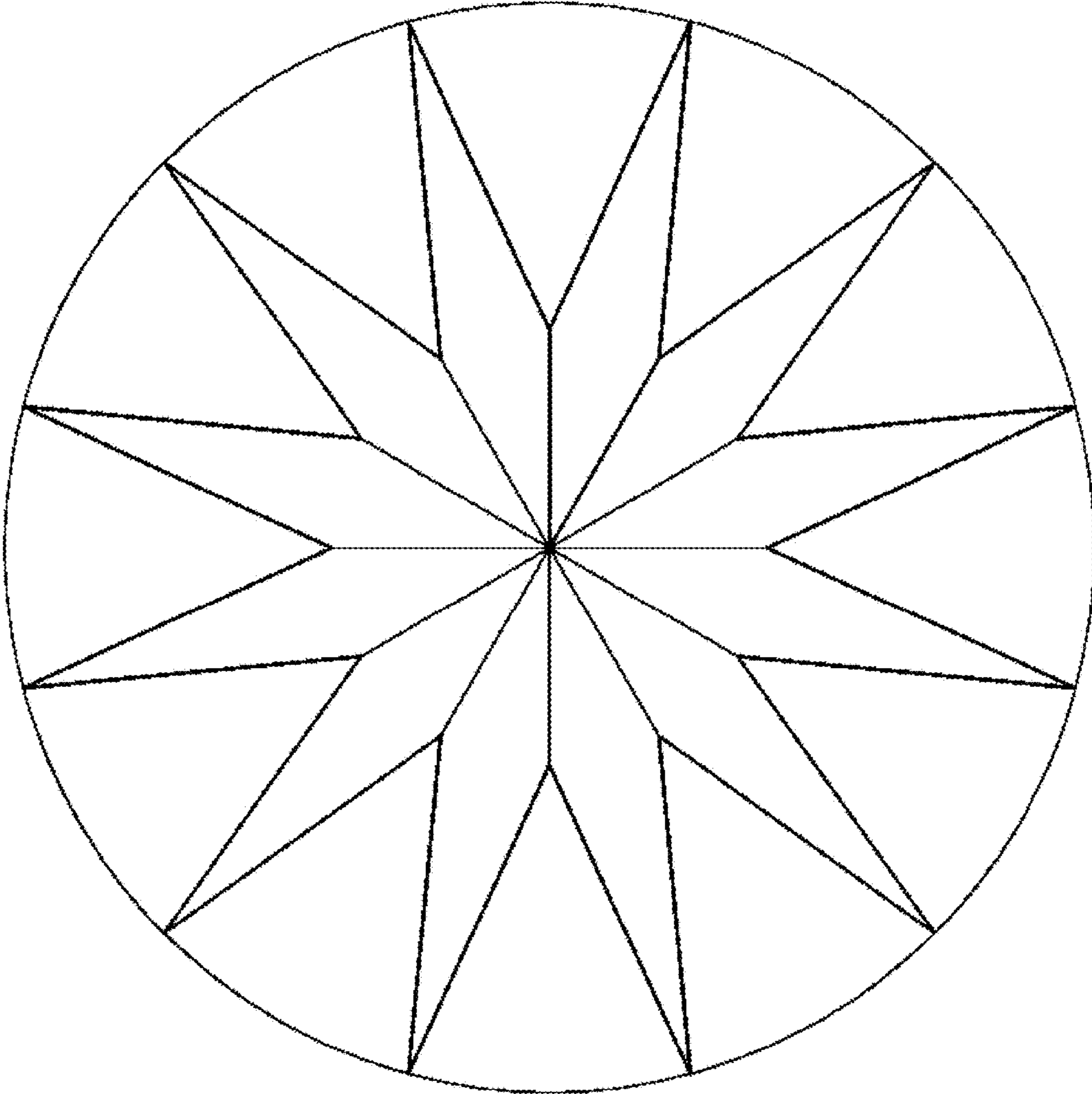


FIG. 3