



US00D829117S

(12) **United States Design Patent** (10) **Patent No.:** **US D829,117 S**  
**Hirose et al.** (45) **Date of Patent:** **\*\* Sep. 25, 2018**

(54) **SPECTROMETER**

(56) **References Cited**

(71) Applicant: **HAMAMATSU PHOTONICS K.K.**,  
Shizuoka (JP)

U.S. PATENT DOCUMENTS

(72) Inventors: **Masaki Hirose**, Hamamatsu (JP);  
**Katsumi Shibayama**, Hamamatsu (JP);  
**Takashi Kasahara**, Hamamatsu (JP);  
**Toshimitsu Kawai**, Hamamatsu (JP);  
**Hiroki Oyama**, Hamamatsu (JP); **Yumi Teramachi**, Hamamatsu (JP); **Takafumi Yokino**, Hamamatsu (JP); **Katsuhiko Kato**, Hamamatsu (JP)

6,686,998 B2 \* 2/2004 Gianchandani ..... G01N 21/67  
313/163  
D603,280 S \* 11/2009 Shibayama ..... D10/81  
D603,729 S \* 11/2009 Shibayama ..... D10/81  
D603,730 S \* 11/2009 Shibayama ..... D10/81  
D603,731 S \* 11/2009 Shibayama ..... D10/81  
D730,217 S \* 5/2015 Yokino ..... D10/81  
D733,599 S \* 7/2015 Yokino ..... D10/81  
D744,878 S \* 12/2015 Yokino ..... D10/46  
9,746,616 B2 \* 8/2017 Ko ..... G01J 3/0256

\* cited by examiner

(\*\*) Term: **15 Years**

*Primary Examiner* — George D. Kirschbaum

(21) Appl. No.: **35/503,185**

(57) **CLAIM**

(22) Filed: **Dec. 13, 2016**

The ornamental design for a spectrometer, as shown and described.

(80) **Hague Agreement Data**

Int. Filing Date: **Dec. 13, 2016**  
 Int. Reg. No.: **DM/093916**  
 Int. Reg. Date: **Dec. 13, 2016**  
 Int. Reg. Pub. Date: **Jun. 16, 2017**

**DESCRIPTION**

(30) **Foreign Application Priority Data**

Jun. 14, 2016 (JP) ..... 2016-012703

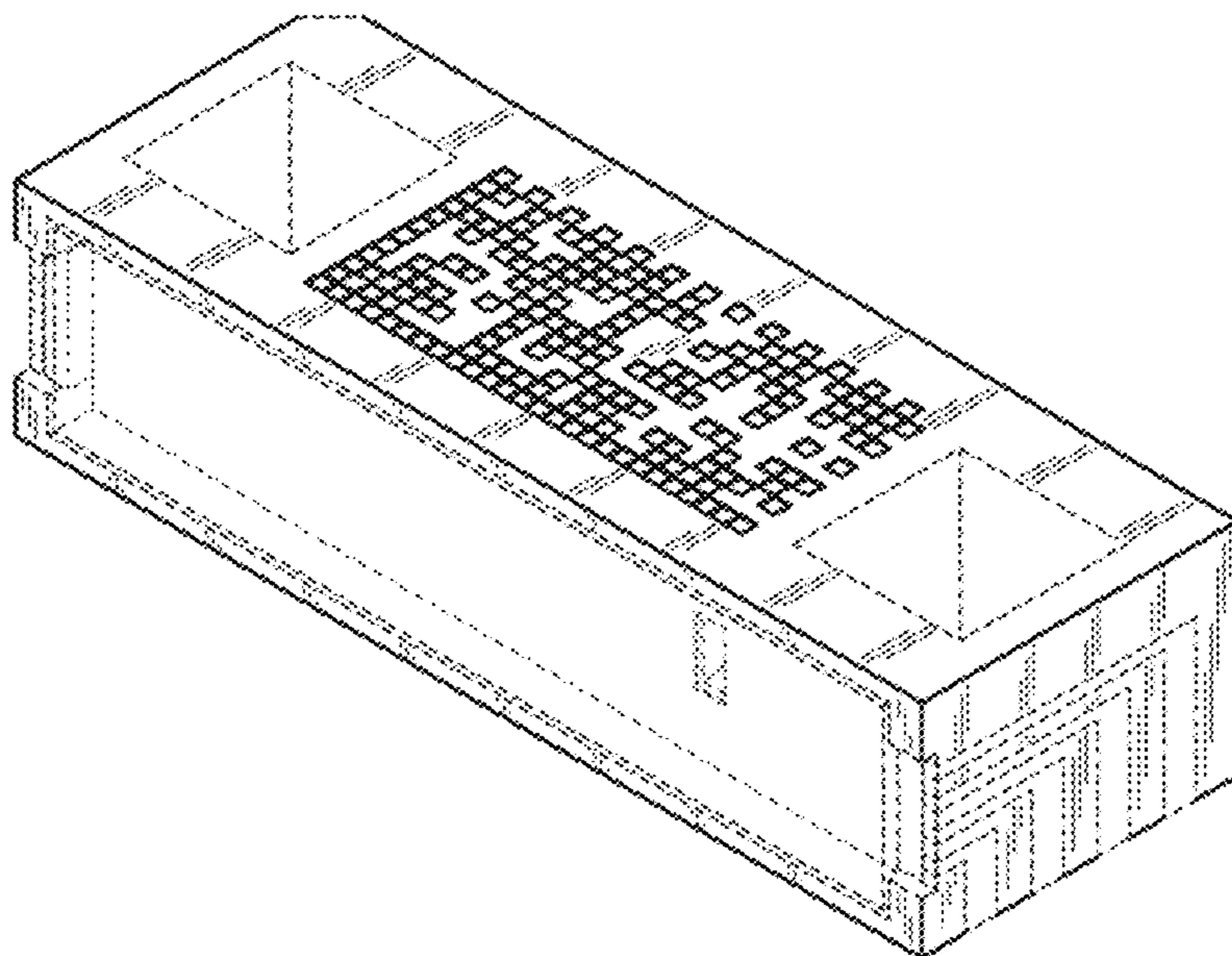
(51) **LOC (11) Cl.** ..... **10-04**

(52) **U.S. Cl.**  
USPC ..... **D10/81**

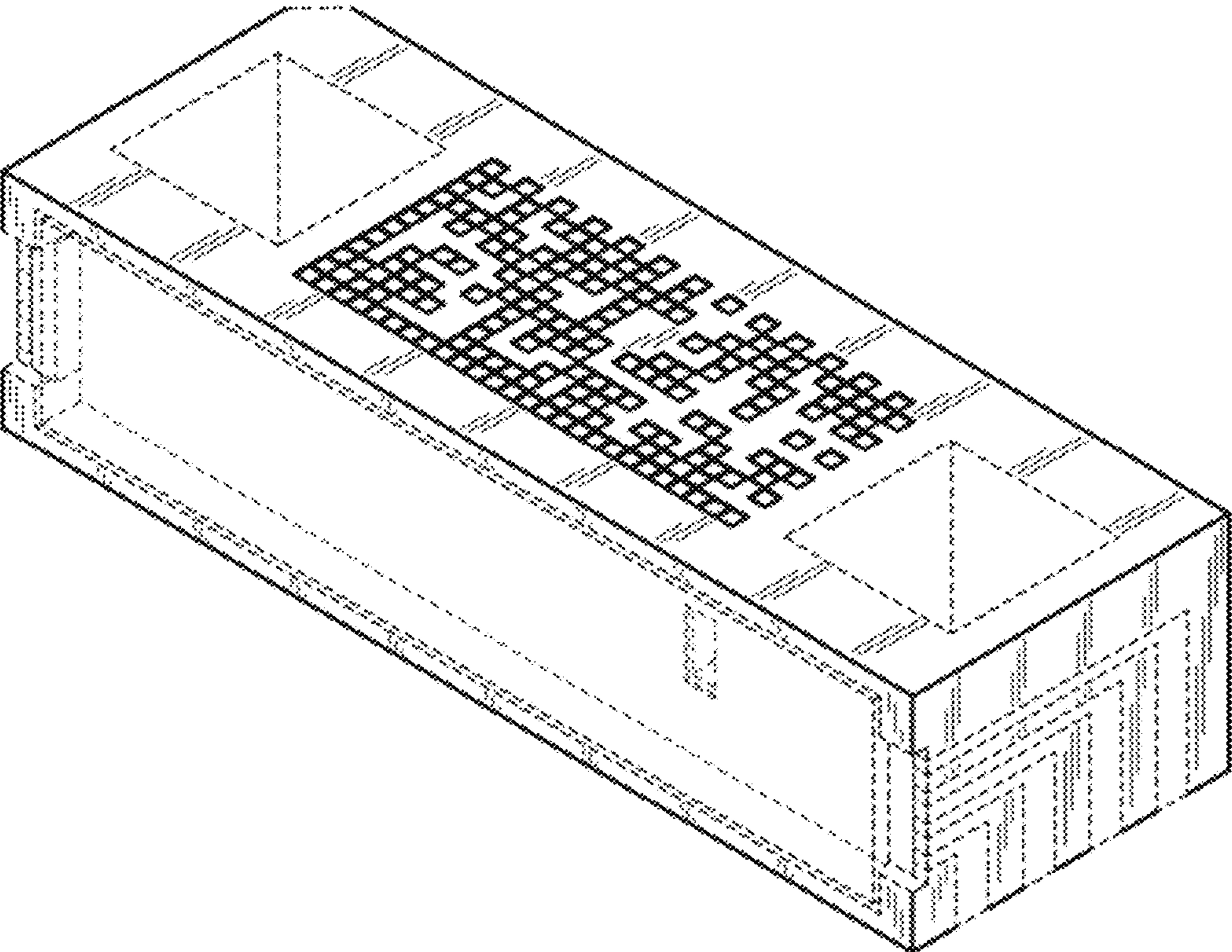
(58) **Field of Classification Search**  
USPC ..... D10/81, 47; D13/158, 159, 160  
CPC ..... G01J 3/0256; G01N 21/67  
See application file for complete search history.

- 1. Spectrometer
  - 1.1 : Perspective
  - 1.2 : Front
  - 1.3 : Back
  - 1.4 : Top
  - 1.5 : Bottom
  - 1.6 : Left
  - 1.7 : Right
  - 1.8 : Partial enlarged cross-sectional view
  - 1.9 : Partial enlarged top view
  - 1.10 : Partial enlarged perspective view
- The broken line showing is included for the purpose of illustrating portions of the “article” and forms no part of the claimed design. The dash-dot-dash lines represent the boundary of the claimed design.


**1 Claim, 10 Drawing Sheets**



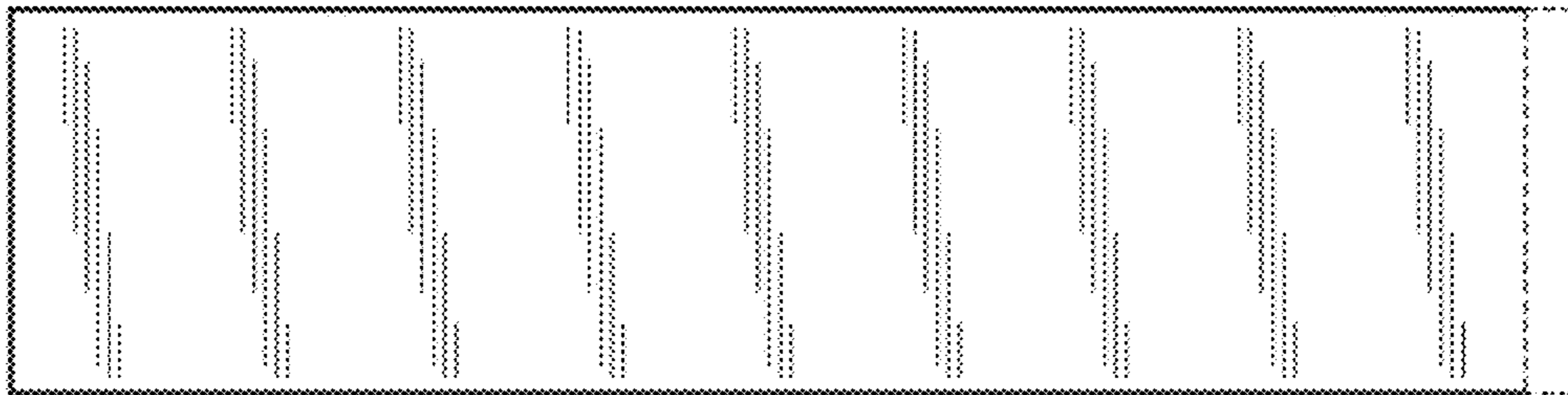
1.1



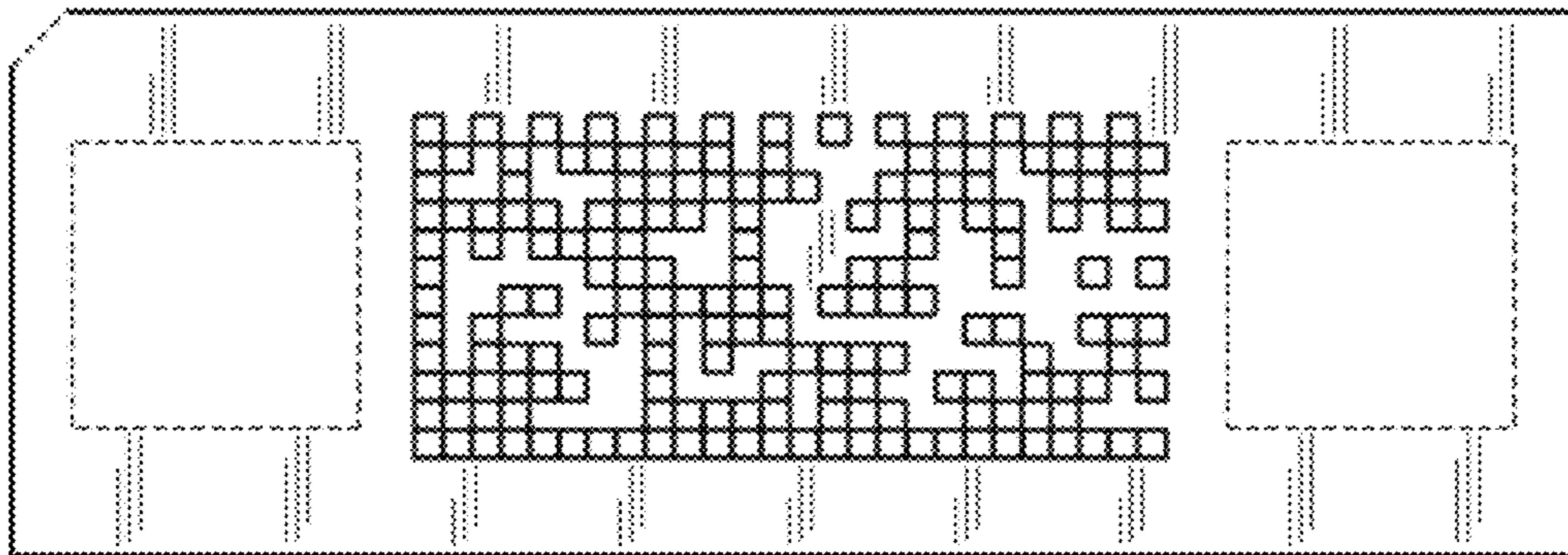
1.2



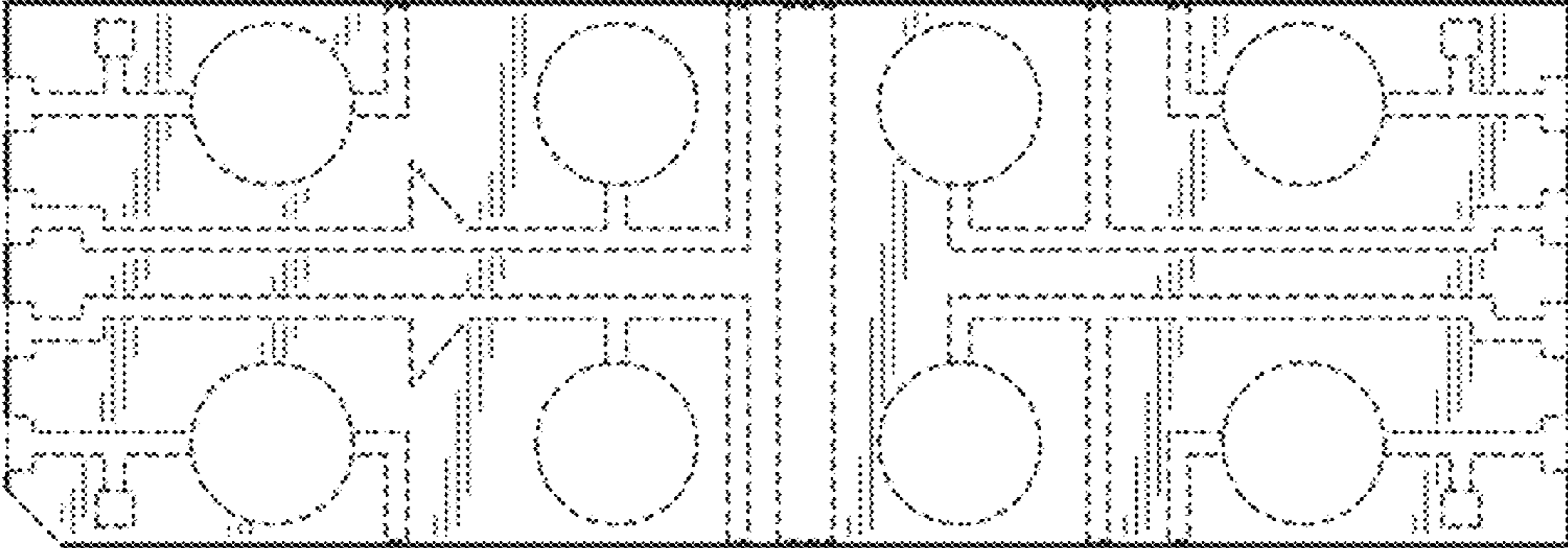
1.3



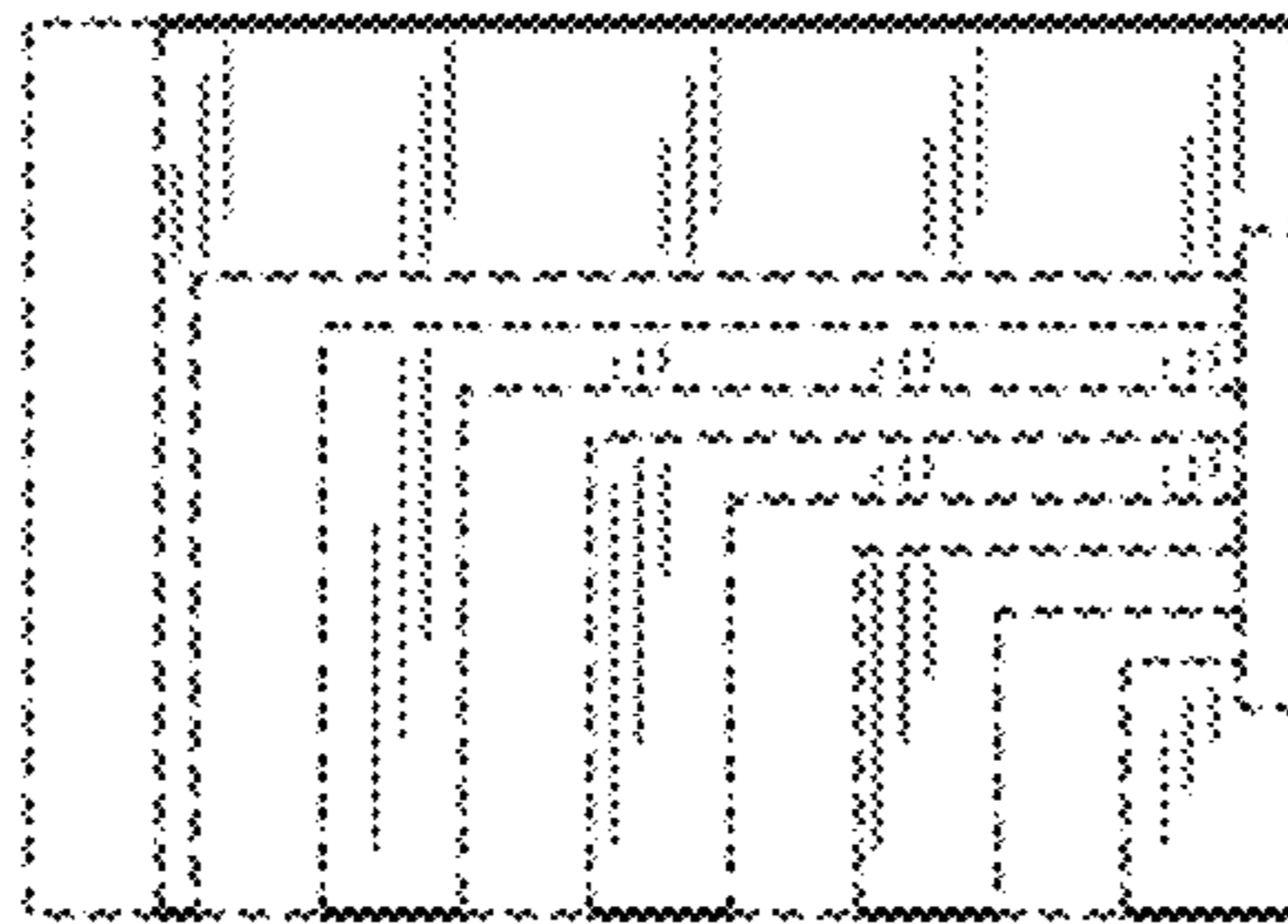
1.4




1.5



1.6




1.7

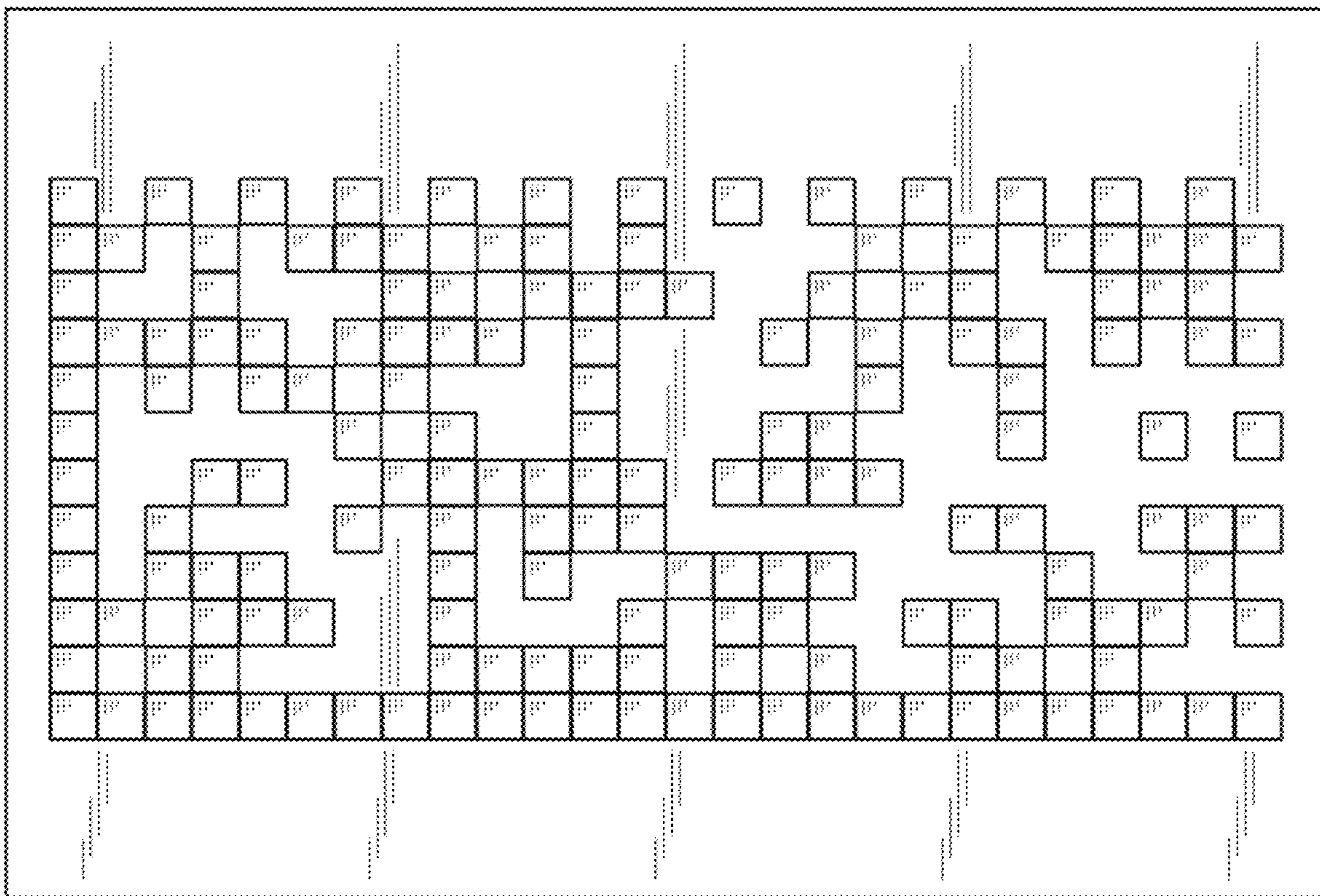




**1.8**



1.9



1.10

