



US00D829109S

(12) **United States Design Patent** (10) **Patent No.:** **US D829,109 S**  
**Schultz et al.** (45) **Date of Patent:** **\*\* Sep. 25, 2018**

(54) **POUCH FOR JUICING**  
(71) Applicant: **Juicero, Inc.**, San Francisco, CA (US)  
(72) Inventors: **Neil Schultz**, San Francisco, CA (US);  
**Paul Katz**, San Marino, CA (US)  
(73) Assignee: **Fresh Press LLC**, San Francisco, CA  
(US)

4,915,261 A 4/1990 Strenger  
5,018,646 A 5/1991 Billman et al.  
5,373,966 A 12/1994 O'Reilly et al.  
D436,848 S 1/2001 Berman  
6,196,420 B1 3/2001 Gutierrez et al.  
D548,613 S \* 8/2007 Miller ..... D9/710  
D573,037 S \* 7/2008 Murray ..... D9/710  
D578,015 S \* 10/2008 Friedland ..... D9/707  
D580,782 S \* 11/2008 Murray ..... D9/707  
D580,783 S \* 11/2008 Murray ..... D9/707

(Continued)

(\*\*) Term: **15 Years**

**FOREIGN PATENT DOCUMENTS**

(21) Appl. No.: **29/556,796**

JP 1252211 S 10/2005  
JP 2011-84344 A 4/2011

(22) Filed: **Mar. 3, 2016**

(Continued)

(51) **LOC (11) Cl.** ..... **09-05**

*Primary Examiner* — Abraham Bahta

(52) **U.S. Cl.**

(74) *Attorney, Agent, or Firm* — David R. Stevens;  
Stevens Law Group

USPC ..... **D9/707**

(58) **Field of Classification Search**

(57) **CLAIM**

USPC ..... D9/702-714, 720-722, 414, 434-435,  
D9/696, 716, 771, 447, 516-517,  
D9/738-747, 544, 520-521, 499, 524,  
D9/526; D24/118, 207, 108; 383/6, 9,  
383/22, 96, 61.1, 80-81, 104, 901, 63,  
383/203, 107, 119-120, 123, 61.2, 44;  
220/675, 495.03; 215/381-385, 400, 328,  
215/316, 217; 206/484; D3/202;  
428/34.3, 35.2; 222/92, 215, 95, 107;  
604/408, 403, 415  
CPC ... B65D 1/02; B65D 1/00; B65D 1/32; B65D  
1/023; B65D 11/00; B65D 11/04; B65D  
11/20; B65D 35/00; B65D 35/08; B65D  
33/00; B65D 33/02; B65D 33/04; B65D  
33/24

The ornamental design for a pouch for juicing, as shown and described.

**DESCRIPTION**

See application file for complete search history.

FIG. 1 is a bottom, front, right side perspective view of a pouch for juicing showing our new design;  
FIG. 2 is a front elevation view thereof;  
FIG. 3 is a rear elevation view thereof;  
FIG. 4 is a left side elevation view thereof;  
FIG. 5 is a right side elevation view thereof;  
FIG. 6 is a top plan view thereof;  
FIG. 7 is a bottom plan view thereof; and,  
FIG. 8 is an enlarged fragmentary front view of the portion shown within the rectangular area identified as 8 in FIG. 2. The dot-dot-dash lines indicate the boundary of the claimed design.

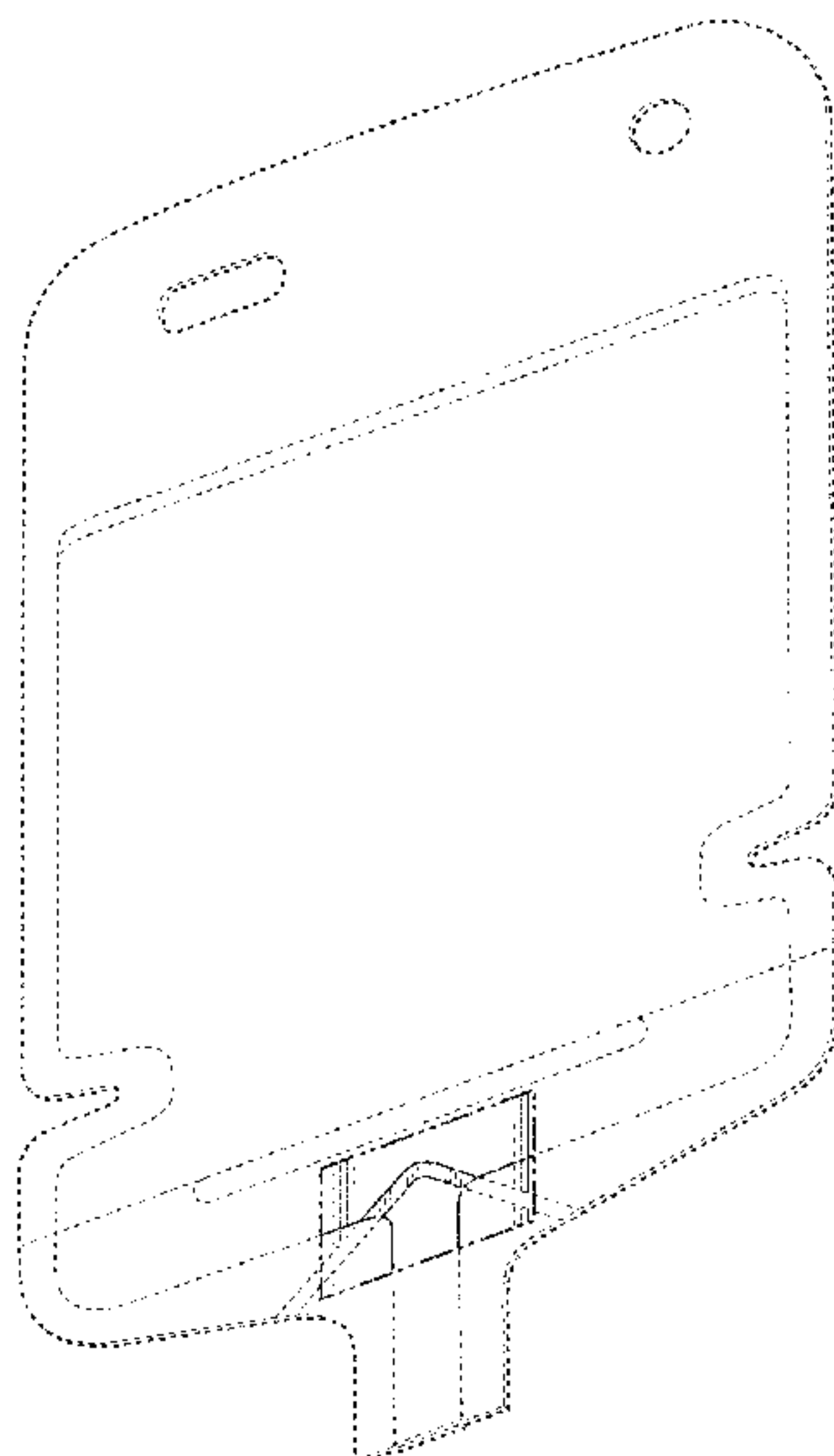
The broken lines represent portions of the pouch for juicing that form no part of the claimed design.

(56) **References Cited**

**U.S. PATENT DOCUMENTS**

4,759,472 A 7/1988 Strenger  
4,899,911 A 2/1990 Rohde et al.

**1 Claim, 6 Drawing Sheets**



(56)

**References Cited**

U.S. PATENT DOCUMENTS

D581,808	S	*	12/2008	Schwartz	.....	D9/708
D588,932	S	*	3/2009	Murray	.....	D9/707
D603,957	S	*	11/2009	Sato	.....	D24/118
D609,112	S	*	2/2010	Koyanagi	.....	D9/708
D637,298	S	*	5/2011	Vaisnys	.....	D24/187
D669,759	S	*	10/2012	Castilleja	.....	D8/354
D700,064	S	*	2/2014	Berman	.....	D9/707
8,985,395	B2		3/2015	Tansey		
2015/0183627	A1		7/2015	Tansey		

FOREIGN PATENT DOCUMENTS

JP	2012-20059	A	2/2012
JP	1456302	S	11/2012
JP	1456505	S	11/2012

\* cited by examiner

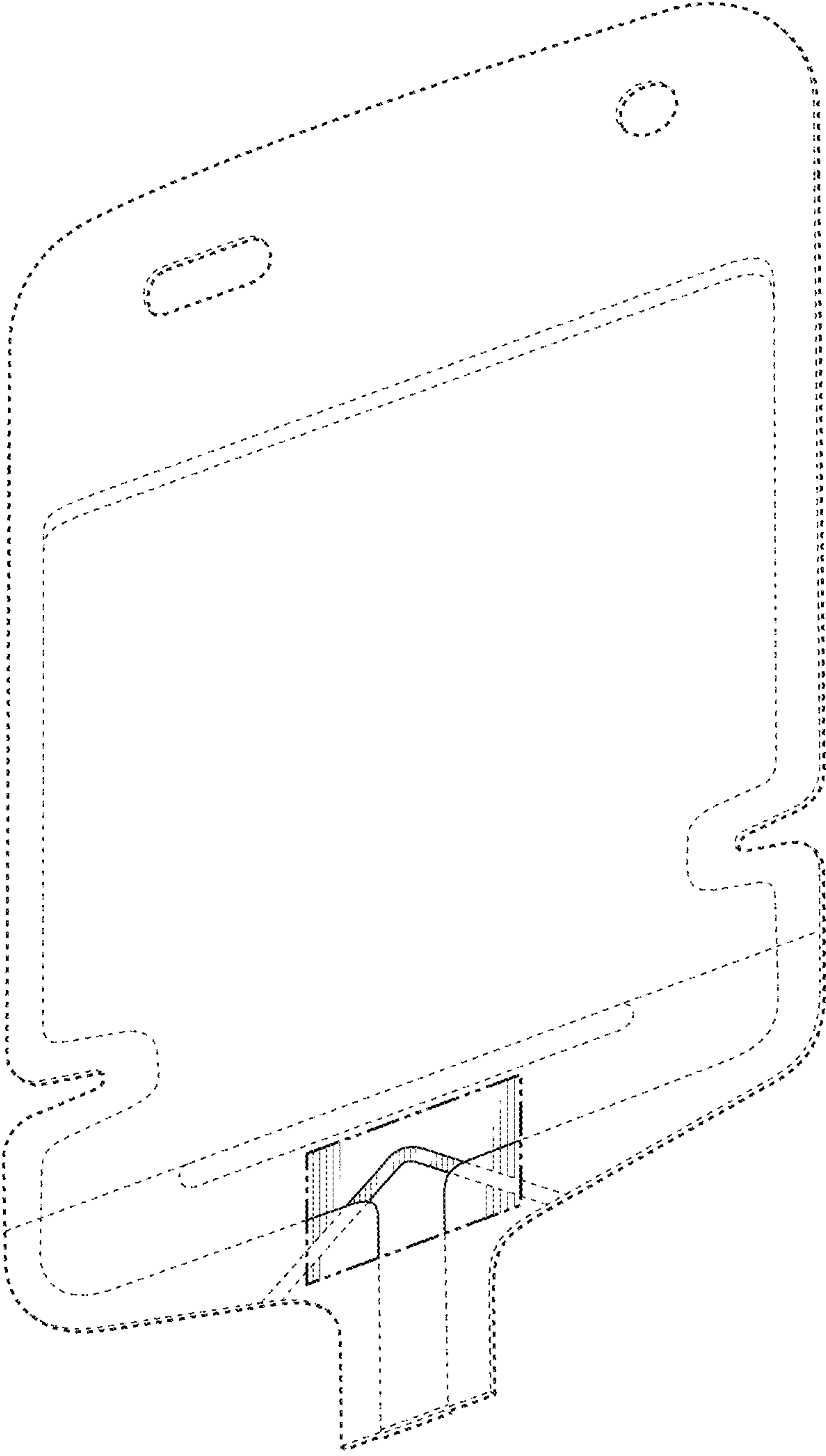


FIG. 1

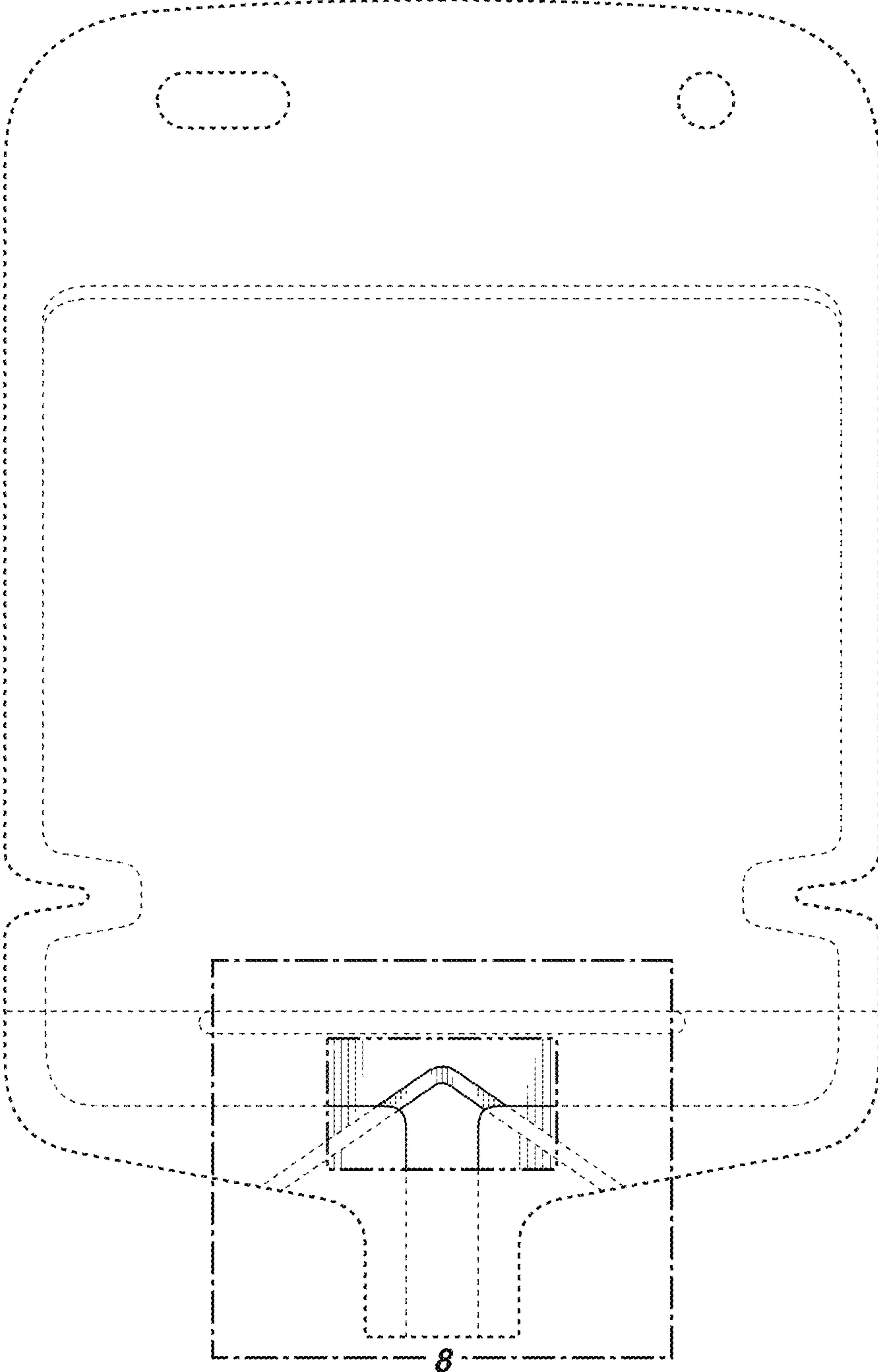


FIG. 2




FIG. 3




FIG. 4

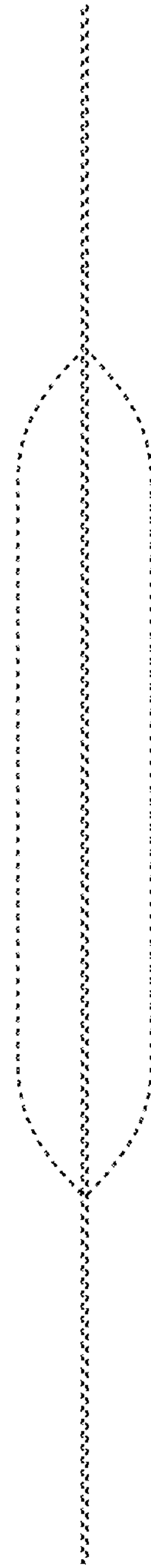




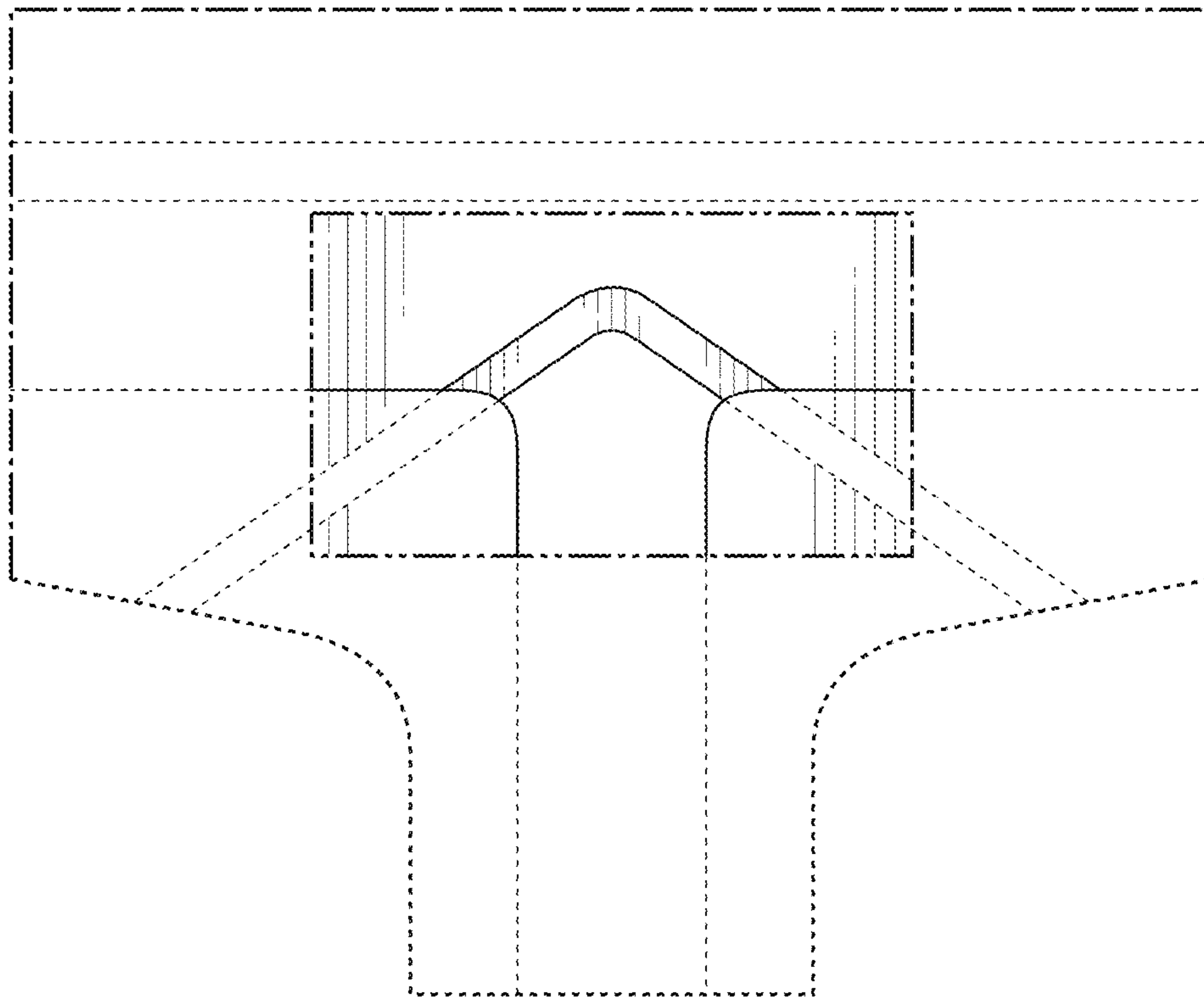
FIG. 5



**FIG. 6**



**FIG. 7**



**FIG. 8**