



US00D829092S

(12) **United States Design Patent** (10) **Patent No.:** **US D829,092 S**
Bandiera (45) **Date of Patent:** **** Sep. 25, 2018**

(54) **PACKAGE**
(71) Applicant: **JT International S.A.**, Geneva (CH)
(72) Inventor: **Andrea Bandiera**, Milan (IT)
(73) Assignee: **JT INTERNATIONAL S.A.**, Geneva (CH)

D590,249 S * 4/2009 Yanchev D9/421
D591,900 S * 5/2009 McKenzie D27/189
7,717,260 B2 * 5/2010 Buse B65D 85/1045
206/242
D651,073 S * 12/2011 Cadieux, Jr. D9/423
D668,141 S * 10/2012 Collins D9/423
D668,534 S * 10/2012 Collins D9/423
2003/0038044 A1 * 2/2003 Draghetti B65D 85/1081
206/273

(**) Term: **15 Years**
(21) Appl. No.: **29/571,897**
(22) Filed: **Jul. 22, 2016**

(Continued)

Primary Examiner — Caron D Veynar
Assistant Examiner — Mehri F Bajoul
(74) *Attorney, Agent, or Firm* — Venable LLP; Jeffri A. Kaminski

(30) **Foreign Application Priority Data**

Jan. 25, 2016 (JP) 2016-001277

(51) **LOC (11) Cl.** **09-03**
(52) **U.S. Cl.**
USPC **D9/416**

(58) **Field of Classification Search**
USPC D9/414–418, 420–425, 430–434, 737,
D9/761; D27/186–187, 189, 756
CPC A24F 15/12; B65D 5/38; B65D 5/6691;
B65D 55/66; B65D 85/1045
See application file for complete search history.

(56) **References Cited**

U.S. PATENT DOCUMENTS

6,334,532 B1 * 1/2002 Tambo B65D 85/1045
206/268
6,478,149 B1 * 11/2002 Parker B65D 5/18
206/264
6,505,735 B1 * 1/2003 Parker B65D 75/5838
206/265
6,527,166 B1 * 3/2003 Focke B65D 85/1045
229/146
D575,636 S * 8/2008 Krautter D9/420
D579,325 S * 10/2008 Bray B65D 85/1045
D9/423

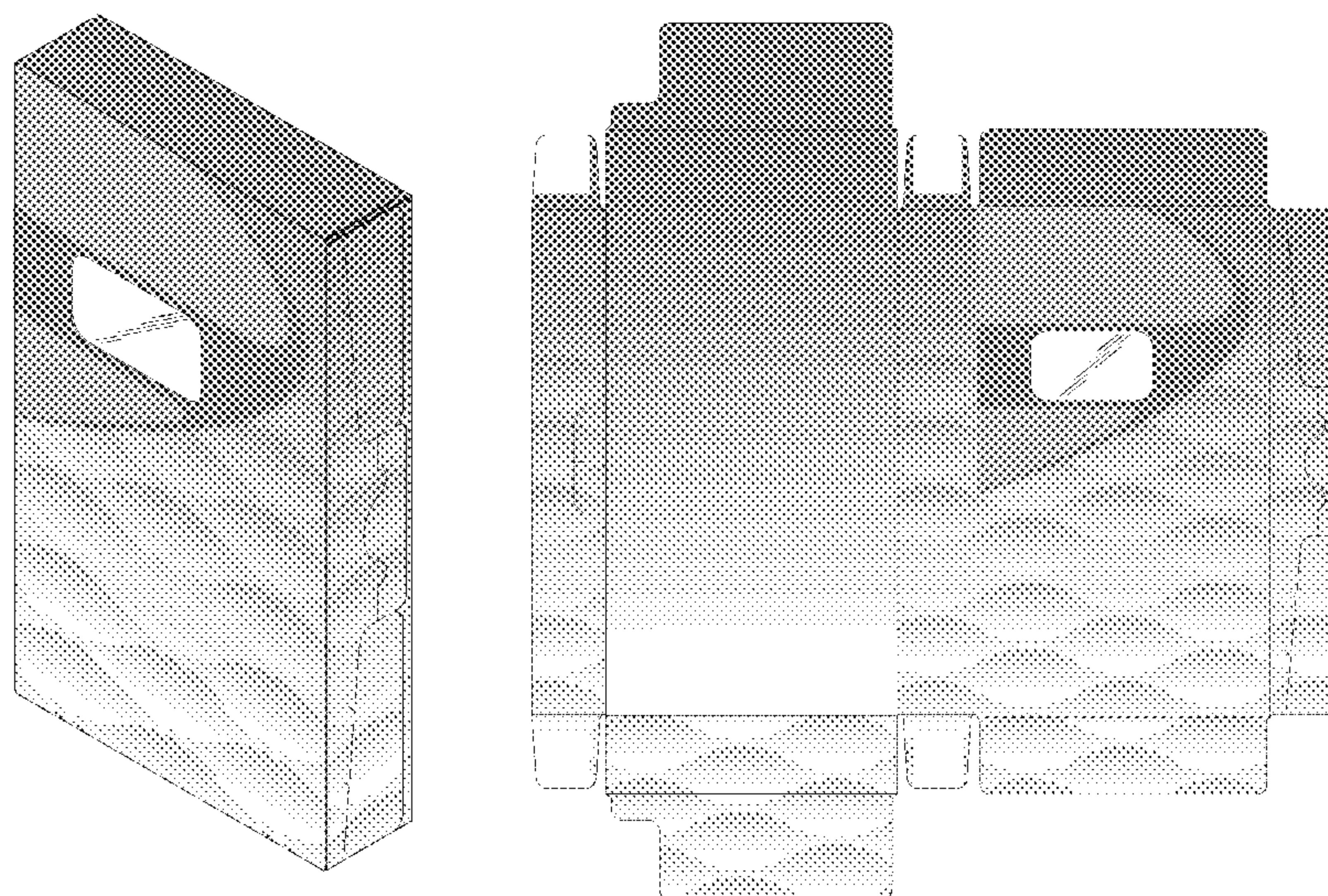
(57) **CLAIM**

The ornamental design for a package, as shown and described.

DESCRIPTION

FIG. 1 is a front, top and right side perspective view of a package, showing my new design;
FIG. 2 is a front view thereof;
FIG. 3 is a rear view thereof;
FIG. 4 is a top view thereof;
FIG. 5 is a bottom view thereof;
FIG. 6 is a left side view thereof;
FIG. 7 is a right side view thereof;
FIG. 8 is an enlarged cross sectional view thereof; taken along line 8-8 of the area defined between 8¹-8¹ and 8²-8² in FIG. 2;
FIG. 9 is an enlarged partial view indicated in FIG. 8; and, FIG. 10 is a plan view of the claimed package in an unfolded position.
The broken lines shown in FIG. 8 and FIG. 9 are for environmental purposes only and form no part of the claimed design.

1 Claim, 6 Drawing Sheets



(56)

References Cited

U.S. PATENT DOCUMENTS

2003/0047470 A1* 3/2003 Parker B65D 5/18
206/268
2005/0252796 A1* 11/2005 Sendo B65D 85/1045
206/261
2006/0157357 A1* 7/2006 Serafini B65D 5/4204
206/268
2008/0230410 A1* 9/2008 Steven Jones B65D 5/4291
206/268
2011/0068155 A1* 3/2011 Yoshimura B65D 5/5425
229/117.27
2011/0084120 A1* 4/2011 Biondi B65D 77/02
229/87.13
2011/0226640 A1* 9/2011 Bertuzzi B65B 19/025
206/265
2012/0012479 A1* 1/2012 Hodges A24C 5/608
206/265
2013/0341219 A1* 12/2013 Young B65D 5/6691
206/261
2014/0151251 A1* 6/2014 Lena B65D 5/662
206/268
2015/0305402 A1* 10/2015 Bourgoin B65D 5/6691
206/265
2016/0016723 A1* 1/2016 Hodges B65D 85/1045
206/259
2016/0368645 A1* 12/2016 Buse B65B 61/184
2017/0088341 A1* 3/2017 Fallon B65D 85/1045

* cited by examiner

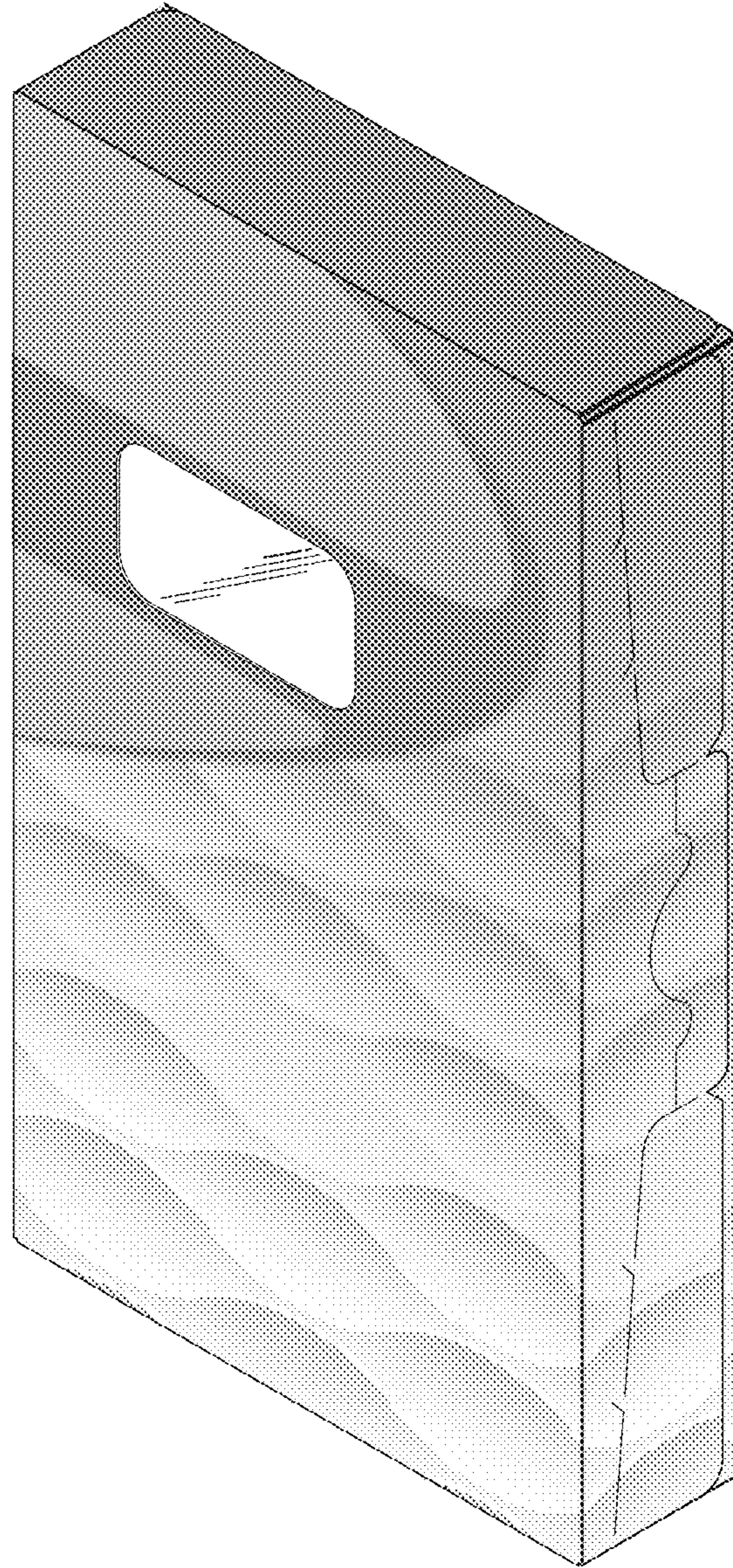


FIG. 1

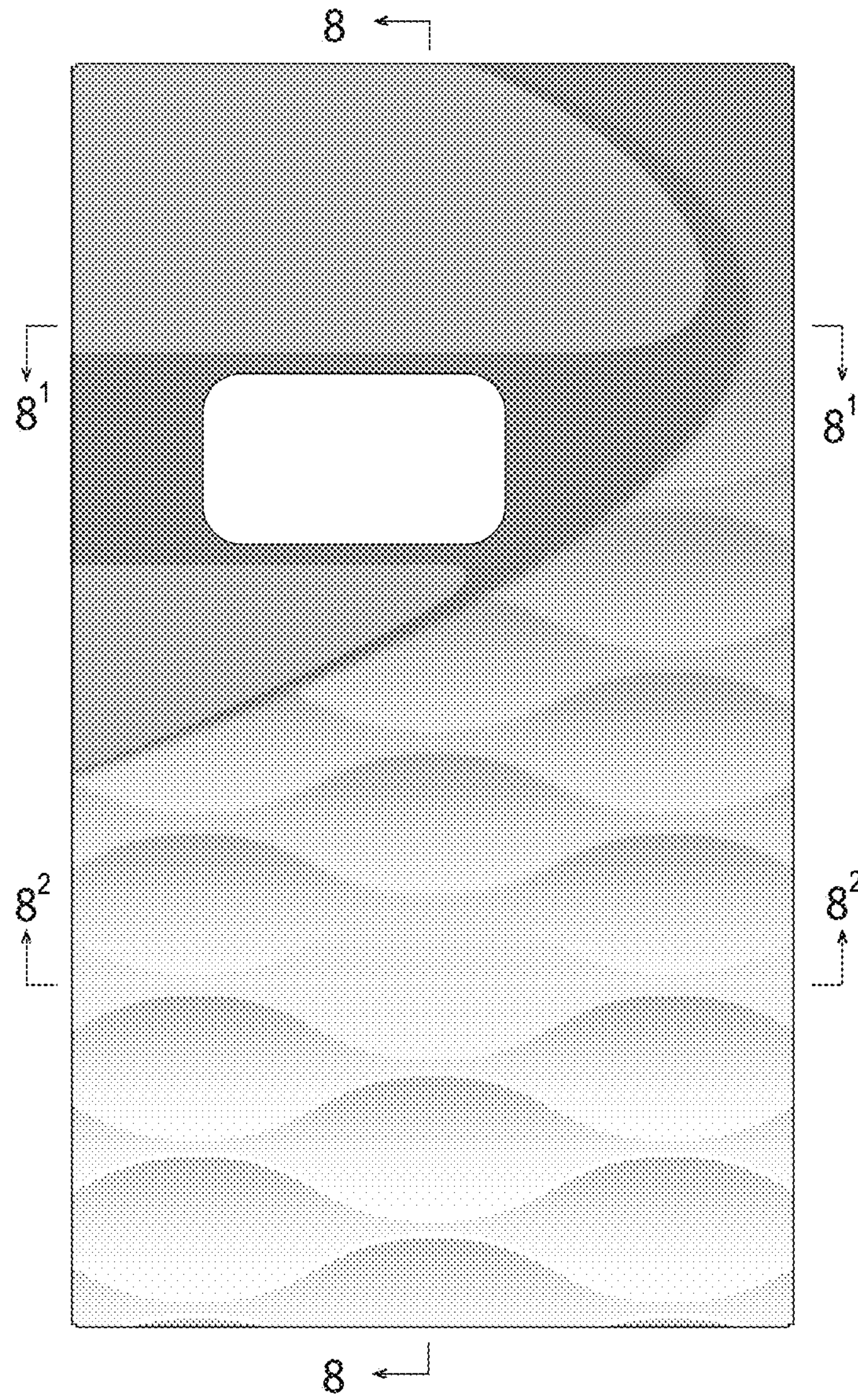


FIG. 2




FIG. 3




FIG. 4

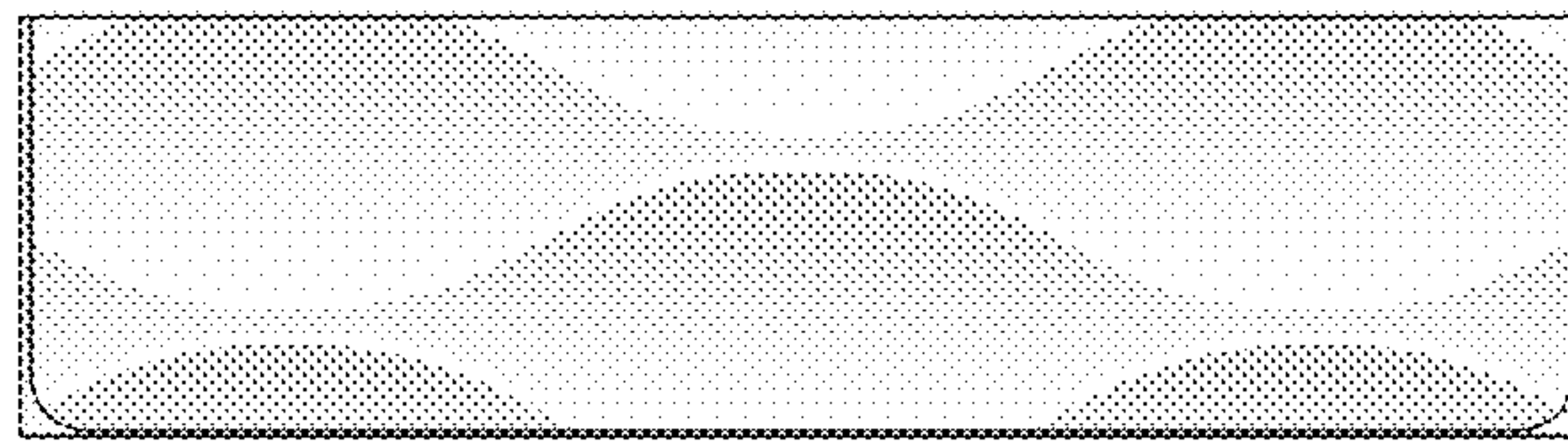


FIG. 5




FIG. 6




FIG. 7

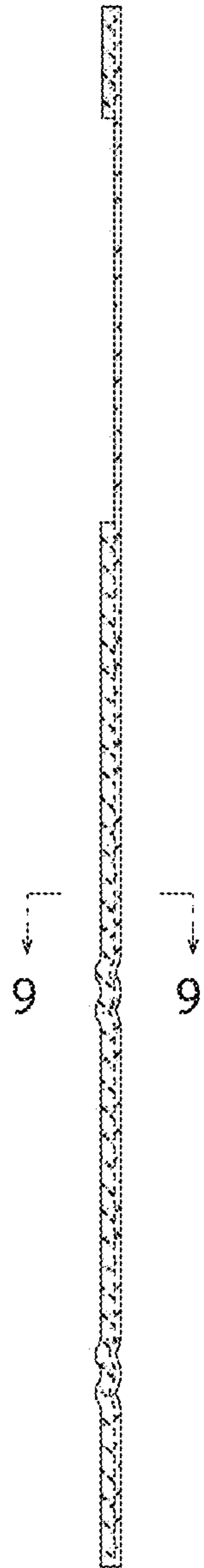


FIG. 8



FIG. 9

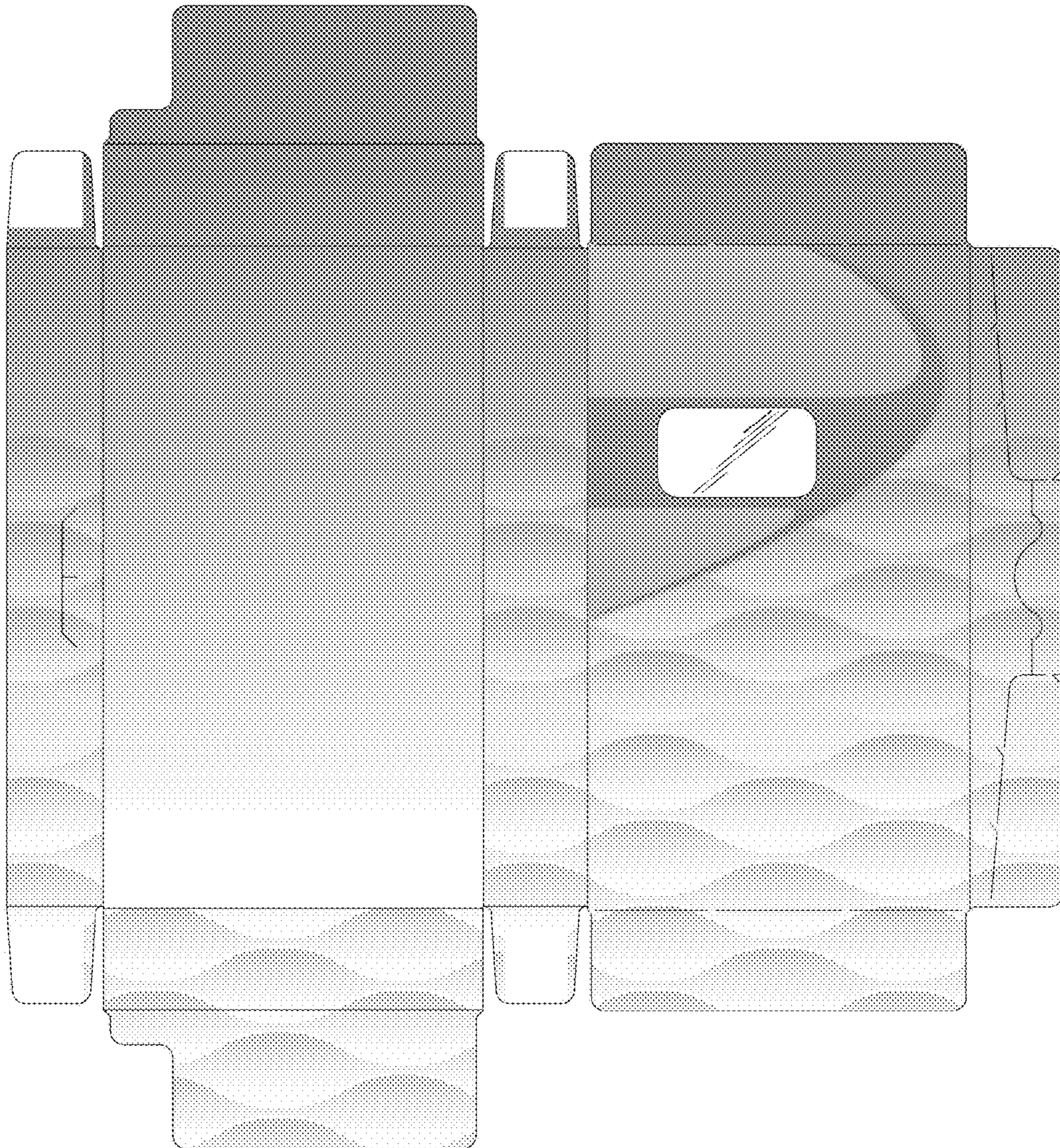


FIG. 10