



US00D829085S

(12) **United States Design Patent** (10) **Patent No.:** **US D829,085 S**
Daly (45) **Date of Patent:** **** Sep. 25, 2018**

(54) **TOGGLE FASTENER**
(71) Applicant: **fischerwerke GmbH & Co. KG**,
Waldachtal (DE)
(72) Inventor: **Aaron Daly**, Waldachtal (DE)
(73) Assignee: **fischerwerke GmbH & Co. KG**,
Waldachtal (DE)

D330,324 S * 10/1992 Solbeck D25/68
D424,923 S * 5/2000 Lodi D8/396
6,161,999 A * 12/2000 Kaye F16B 13/0808
411/344
6,314,703 B1 11/2001 Ikuta et al.
8,079,199 B1 12/2011 Kufner
(Continued)

(**) Term: **15 Years**
(21) Appl. No.: **29/558,487**
(22) Filed: **Mar. 18, 2016**

FOREIGN PATENT DOCUMENTS

DE 1 121 792 B 1/1962
DE 30 08 796 A1 9/1981
(Continued)

(30) **Foreign Application Priority Data**

Sep. 23, 2015 (EM) 002777474

(51) **LOC (11) Cl.** **08-08**
(52) **U.S. Cl.**

USPC **D8/382**

(58) **Field of Classification Search**

USPC D8/71, 349, 382, 387, 383, 384, 385,
D8/388, 391, 393, 394, 499, 354, 356,
D8/396, 398

CPC F16B 13/0808; F16B 13/00; F16B 13/08;
F16B 13/04; F16B 35/04; F16B 37/04;
A47G 1/16; E04F 13/081; E04F 13/0837

See application file for complete search history.

(56) **References Cited**

U.S. PATENT DOCUMENTS

3,211,042 A * 10/1965 Fischer F16B 13/0808
411/344
3,288,014 A 11/1966 Mortensen
4,075,924 A 2/1978 McSherry et al.
4,183,386 A 1/1980 Brown
4,439,079 A 3/1984 Losada
4,657,461 A * 4/1987 Smith F16B 13/0808
24/453
D294,485 S * 3/1988 Johansson D13/157

OTHER PUBLICATIONS

Search Report for corresponding German Application No. 10 2014
015 682.6 dated Jul. 17, 2015.

(Continued)

Primary Examiner — Sandra S Snapp
Assistant Examiner — Ieisha N Price
(74) *Attorney, Agent, or Firm* — Renner, Otto, Boisselle
and Sklar, LLP

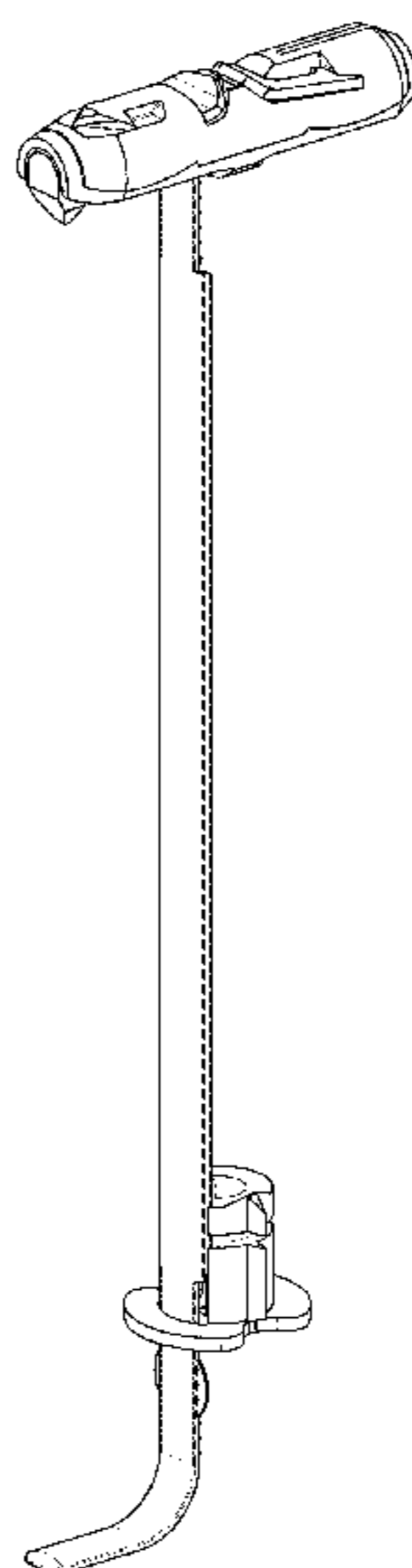
(57) **CLAIM**

The ornamental design for a toggle fastener, as shown and
described.

DESCRIPTION

FIG. 1 is a left side elevation view of a toggle fastener
showing my new design;
FIG. 2 is a rear elevation view thereof;
FIG. 3 is a right side elevation view thereof;
FIG. 4 is a front elevation view thereof;
FIG. 5 is a bottom plan view thereof;
FIG. 6 is a top plan view thereof; and,
FIG. 7 is a top, right, front perspective view thereof.
The broken lines in the drawings illustrate portions of the
toggle fastener and form no part of the claimed design.

1 Claim, 7 Drawing Sheets



(56)

References Cited

U.S. PATENT DOCUMENTS

D651,890 S * 1/2012 Gaudron D8/385
D705,697 S * 5/2014 Krenkler D11/221
9,447,556 B2 * 9/2016 Daniel E02D 5/80
2008/0253860 A1 * 10/2008 McDuff F16B 13/003
411/344
2009/0208310 A1 * 8/2009 Ikuta F16B 13/0808
411/344
2011/0225793 A1 * 9/2011 Daniels A63B 29/024
29/428
2011/0268528 A1 * 11/2011 Gaudron F16B 13/0808
411/44
2014/0102040 A1 * 4/2014 Crook F16B 13/0808
52/745.21

FOREIGN PATENT DOCUMENTS

DE 32 23 643 A1 2/1983
DE 100 14 068 A1 11/2000
EP 0 713 981 A 5/1996
WO WO 2000/047847 A2 8/2000
WO WO 2006/099728 A1 9/2006

OTHER PUBLICATIONS

Search Report for corresponding German Application No. 10 2014
015 687.7 dated Jul. 17, 2015.

Search Report for corresponding German Application No. 10 2014
015 681.8 dated Jul. 20, 2015.

Search Report for corresponding German Application No. 10 2014
015 684.2 dated Jul. 20, 2015.

* cited by examiner

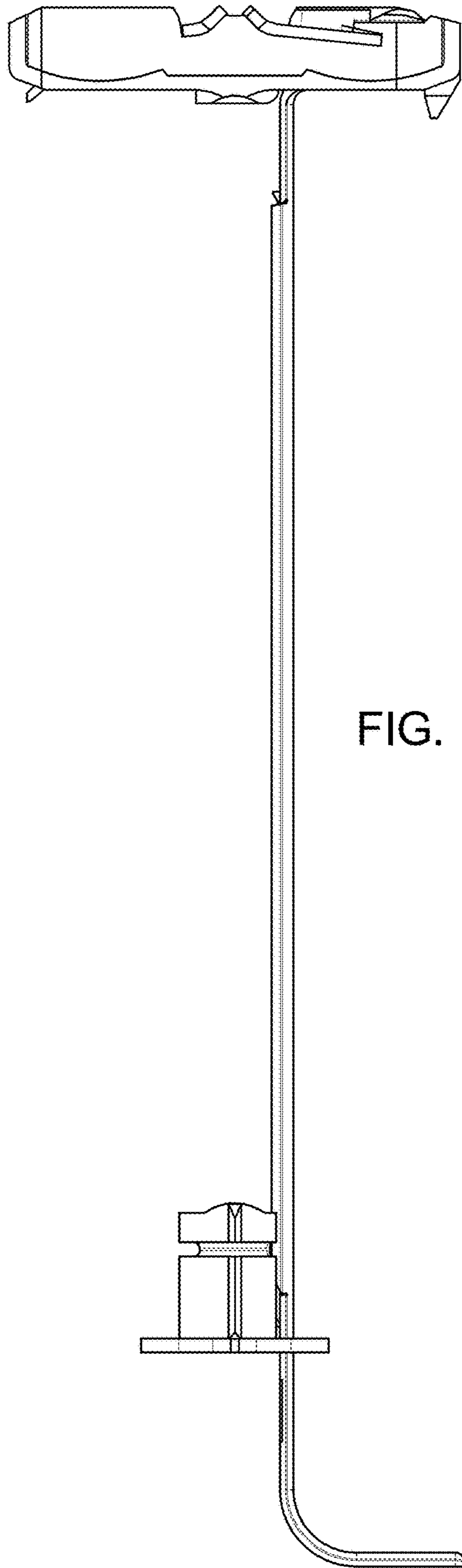


FIG. 1

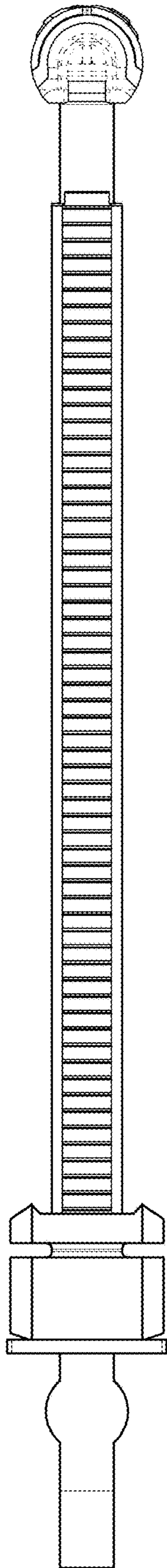


FIG. 2

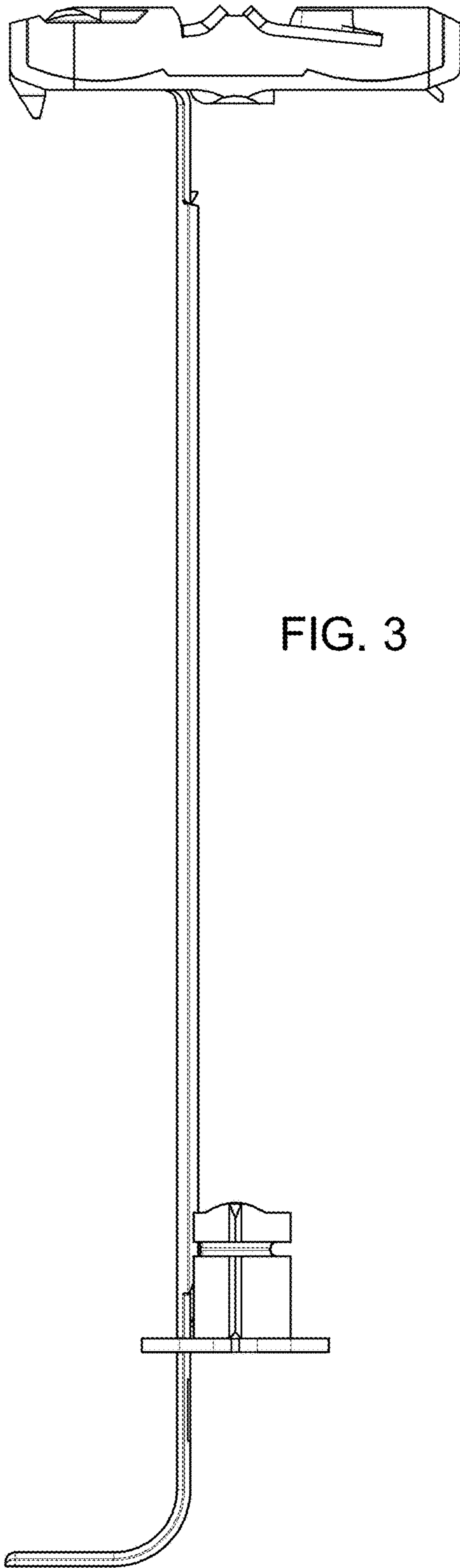


FIG. 3




FIG. 4

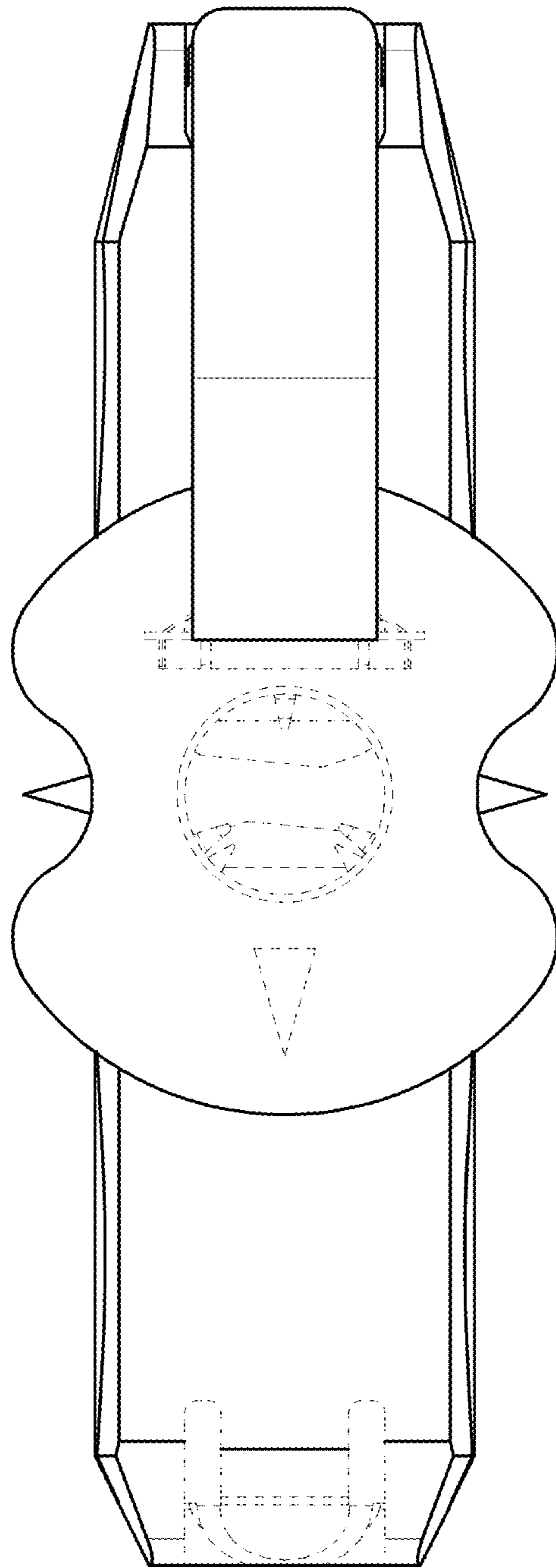


FIG. 5

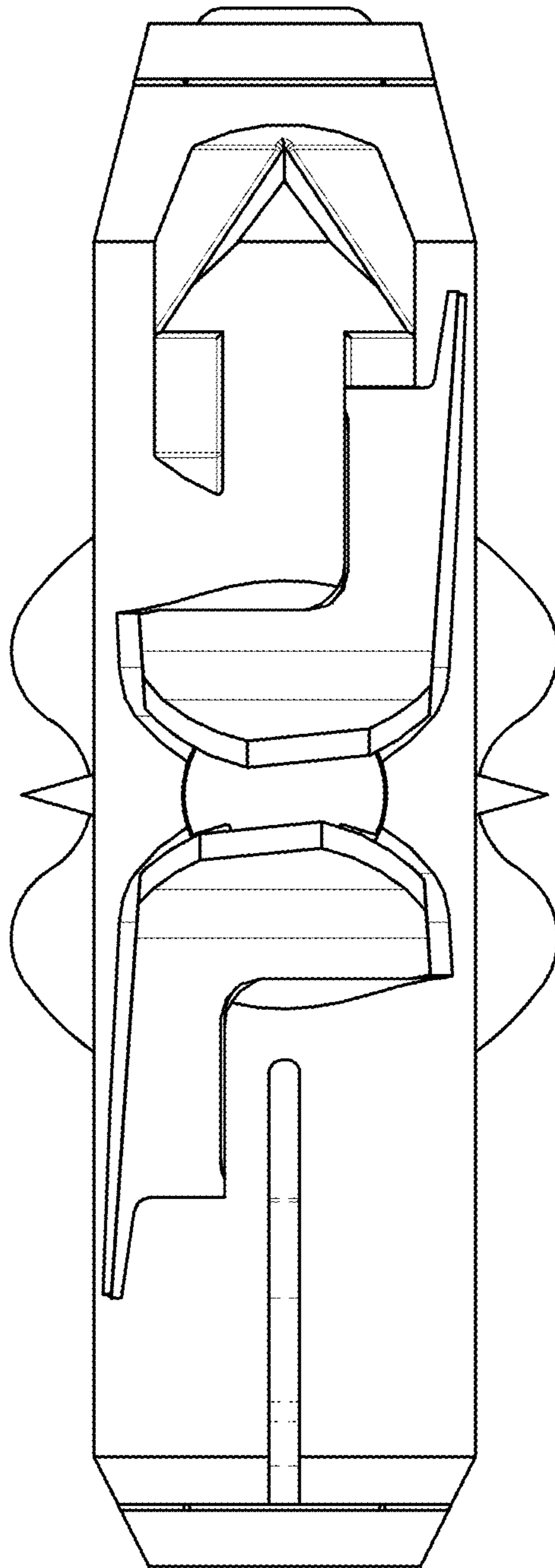


FIG. 6

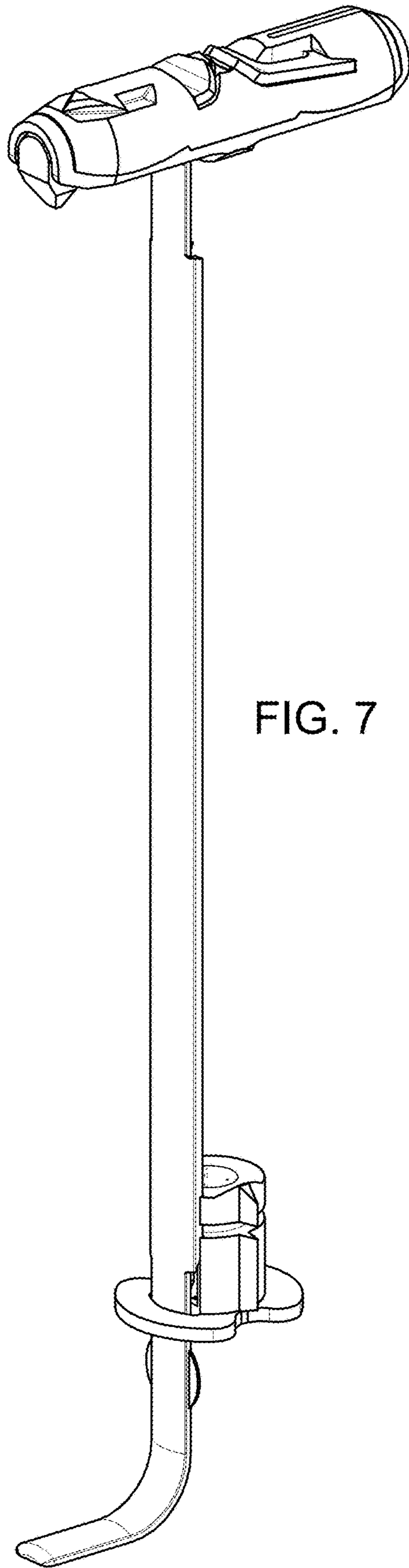


FIG. 7