



US00D828989S

(12) **United States Design Patent** (10) **Patent No.:** **US D828,989 S**
Buck (45) **Date of Patent:** **** Sep. 25, 2018**

- (54) **INSOLE**
- (71) Applicant: **PROTALUS LLC**, West Linn, OR (US)
- (72) Inventor: **Christopher Buck**, West Linn, OR (US)
- (73) Assignee: **PROTALUS LLC**, West Linn, OR (US)
- (**) Term: **15 Years**
- (21) Appl. No.: **29/586,535**
- (22) Filed: **Dec. 5, 2016**
- (51) **LOC (11) Cl.** **02-04**
- (52) **U.S. Cl.**
USPC **D2/961**
- (58) **Field of Classification Search**
USPC D2/896, 946, 947, 951, 953, 959, 960, D2/961, 968
CPC A43B 1/00; A43B 1/10; A43B 1/14; A43B 7/00; A43B 7/14; A43B 7/1405; A43B 7/141; A43B 7/1415; A43B 7/142; A43B 7/1425; A43B 7/143; A43B 7/1435; A43B 7/144; A43B 7/1445; A43B 7/145; A43B 7/1465; A43B 7/32; A43B 17/00; A43B 17/003; A43B 7/006; A43B 7/08; A43B 7/18; A43B 19/00
See application file for complete search history.

- 2,156,086 A 4/1939 Hack
- 2,204,505 A * 6/1940 Lombard A43B 13/141 36/22 A
- 2,943,405 A 7/1960 Olson
- D188,932 S * 10/1960 Cleghorne 36/44
- 3,058,240 A 10/1962 Osgood
- (Continued)

FOREIGN PATENT DOCUMENTS

- AU 655267 B3 2/1993
- DE 543868 C 2/1932
- (Continued)

OTHER PUBLICATIONS

Japanese Office Action (in Japanese) dated Mar. 13, 2012 With English Letter of Explanation.
(Continued)

Primary Examiner — Elizabeth J Oswecki
(74) *Attorney, Agent, or Firm* — Mark T. Vogelbacker; Eckert Seamans Cherin & Mellott, LLC

(57) **CLAIM**

The ornamental design for an insole, as shown and described.

DESCRIPTION

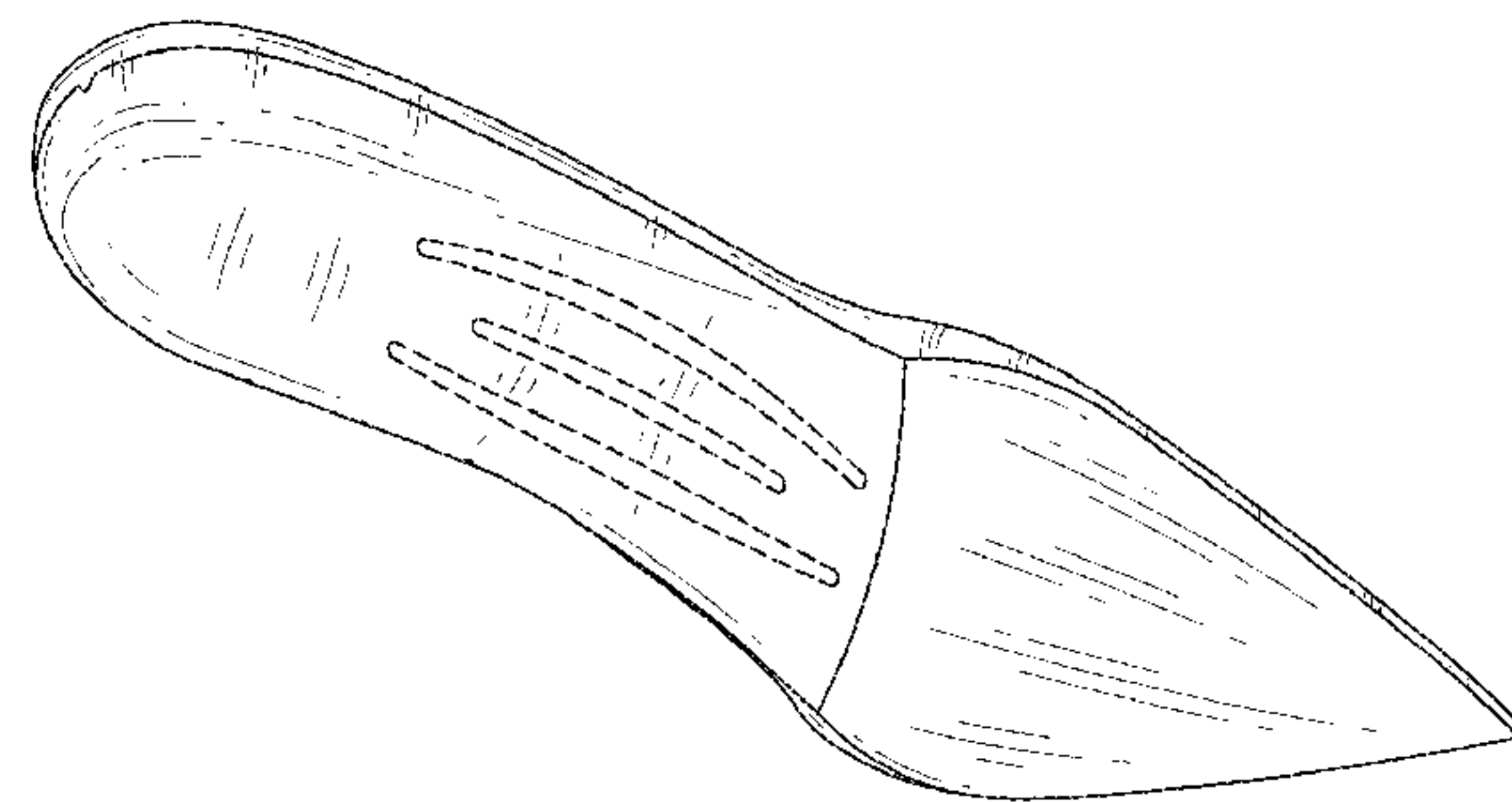
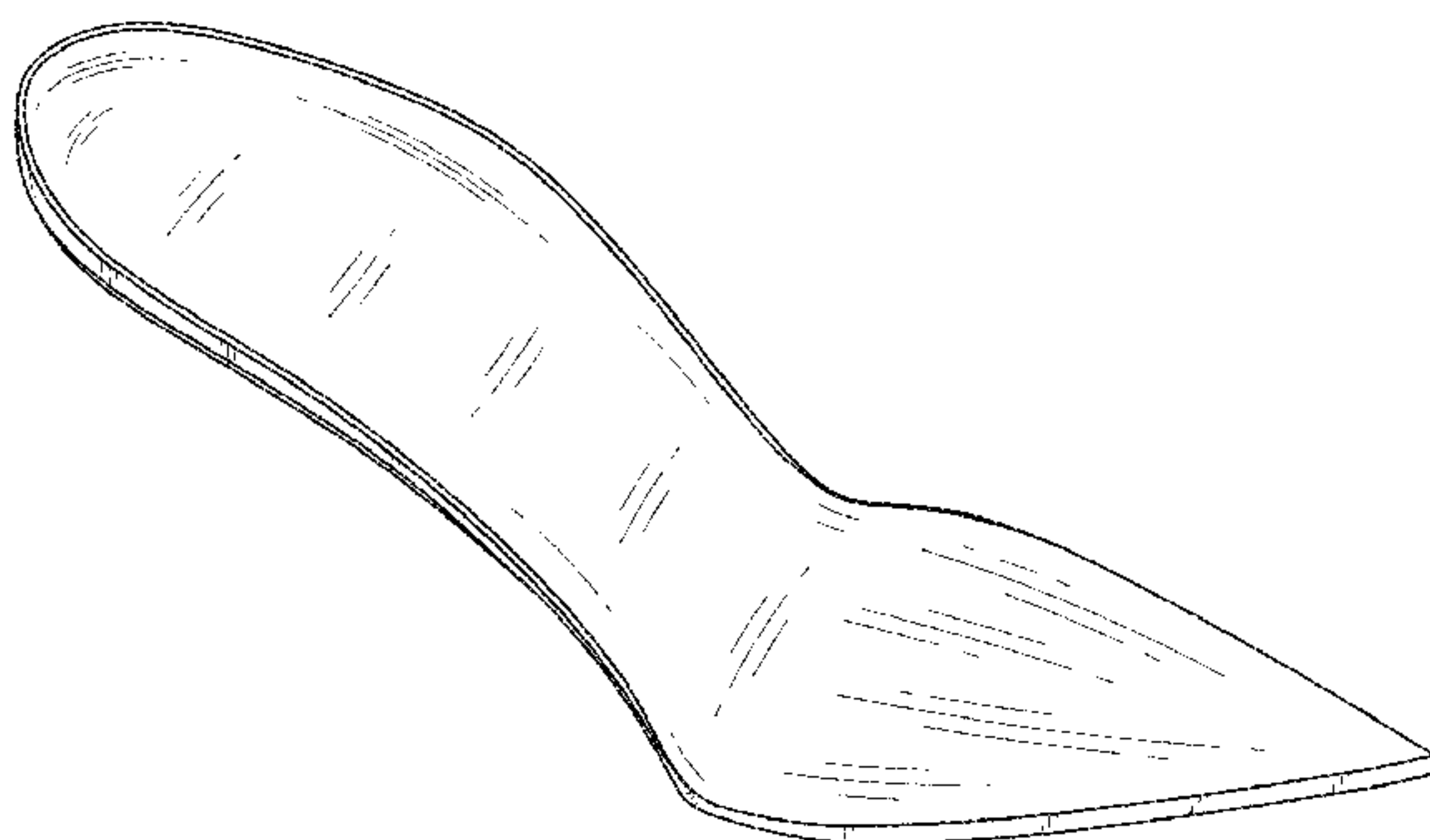
FIG. 1 is a perspective view of an insole showing my new design;
FIG. 2 is another perspective view thereof;
FIG. 3 is a top plan view thereof;
FIG. 4 is a bottom plan view thereof;
FIG. 5 is a first side elevation view thereof;
FIG. 6 is an opposing second side elevation view thereof;
FIG. 7 is a front elevation view thereof; and,
FIG. 8 is a rear elevation view thereof.
The broken lines in the figures illustrate environmental structure only and form no part of the claimed design.

1 Claim, 4 Drawing Sheets

(56) **References Cited**

U.S. PATENT DOCUMENTS

- 545,006 A 8/1895 Baird
- 581,146 A * 4/1897 Young A43B 13/39 12/146 C
- 1,335,981 A 4/1920 Morton
- 1,803,554 A 5/1931 Knilans
- 1,932,658 A * 10/1933 Goodfriend A43B 3/0078 101/27
- 2,086,999 A 7/1937 Hack



(56)

References Cited

U.S. PATENT DOCUMENTS

3,143,812 A * 8/1964 Bittner A43B 13/38
36/155

3,414,988 A 12/1968 Mattos
3,464,125 A 9/1969 Conway
3,806,145 A 4/1974 Czeiszperger
3,834,044 A 9/1974 McAusland
4,232,457 A 11/1980 Mosher
4,348,821 A 9/1982 Daswick
4,523,394 A 6/1985 Lindh
4,597,199 A 7/1986 Hong
4,610,101 A 9/1986 Brown
4,620,376 A 11/1986 Talarico
4,766,679 A 8/1988 Bender
4,910,887 A 3/1990 Turner
4,924,605 A 5/1990 Spademan
4,947,560 A 8/1990 Fuerst
5,174,052 A 12/1992 Schoenhaus
5,184,409 A 2/1993 Brown
5,243,772 A 9/1993 Francis
5,317,820 A 6/1994 Bell
5,379,530 A 1/1995 Bell
5,404,659 A 4/1995 Burke
5,449,005 A 9/1995 Echols
5,465,509 A 11/1995 Fuerst
D366,139 S * 1/1996 Finn D2/961
5,661,864 A 9/1997 Valiant
6,018,892 A 2/2000 Acheson
6,092,314 A 7/2000 Rothbart
6,233,847 B1 5/2001 Brown
6,401,366 B2 6/2002 Foxen
6,497,058 B2 12/2002 Silverman
D474,881 S 5/2003 Su
6,594,922 B1 7/2003 Mansfield
6,618,960 B2 9/2003 Brown
6,692,454 B1 2/2004 Townsend et al.
D487,185 S * 3/2004 Grisoni D2/961
D497,472 S 10/2004 Vasyli
D517,291 S 3/2006 Vasyli
D518,945 S 4/2006 Vasyli
D555,341 S 11/2007 Vasyli
D578,285 S 10/2008 Vasyli
D584,494 S 1/2009 Vasyli
D617,087 S 6/2010 Avent et al.
9,060,565 B2 6/2015 Kosta
D739,133 S 9/2015 Jung

D772,545 S * 11/2016 Jia D2/961
2002/0050080 A1 5/2002 Vasyli
2002/0139011 A1 10/2002 Kerrigan

FOREIGN PATENT DOCUMENTS

DE 658414 C 4/1938
EP 0820706 A3 1/1998
JP 2002262907 9/2002
WO 199107152 5/1991
WO 199219191 11/1992

OTHER PUBLICATIONS

Fish, et al. Lower Extremity Orthoses and Application for Rehabilitation Populations, Foot and Ankle Clinics Website, 2001, 1 Pg.
Dufek, et al. "Mechanical Gait Analysis of Transfermoral Amputees: Sach Foot Versus the Flex-Foot." JPO 1997, vol. 9, No. 4, p. 152-157.
Fish, et al. "Genu Recurvatum: Identification of Three Distinct Mechanical Profiles." JPO 1998, vol. 10, No. 2, p. 26-34.
Fish, et al. "Walking Impediments and Gait Inefficiencies in the CVA Patient." JPO 1999, vol. 11, No. 2, p. 33-36.
Photographs of an Orthotic Device Taken by Applicant Prior to September 2005, 6 Pgs.
Photograph of Illustrated Comparison of TRI Planar Protocol That Applicant Believes Existed Prior to Stepmber 2005, 1 Pg.
English translation of German Patent No. DE658414C, Granted Apr. 2, 1938 to Anton Leisten Sen. Initially Submitted VIA an Information Disclosure Statement to the USPTO in the German Language on Oct. 30, 2009.
English Translation of German Patent No. DE543868C, Granted Feb. 10, 1932 to Max Neubert. Initially Submitted Via an Information Disclosure Statement to the USPTO in the German Language on Oct. 30, 2009.
Extended European Search Report and Written Opinion, dated Sep. 28, 2009, for Corresponding European National Phase Application No. 06803332; 8 Pgs.
Office Action From the Patent Office of the People's Republic of China, dated Nov. 13, 2009, for Corresponding China National Phase Patent Application No. 200680033061.1, 15 Pgs.
PCT International Search Report and Written Opinion for Parent PCT Application No. PCT/US06/35311, dated Sep. 11, 2006; 11 Pgs.

* cited by examiner

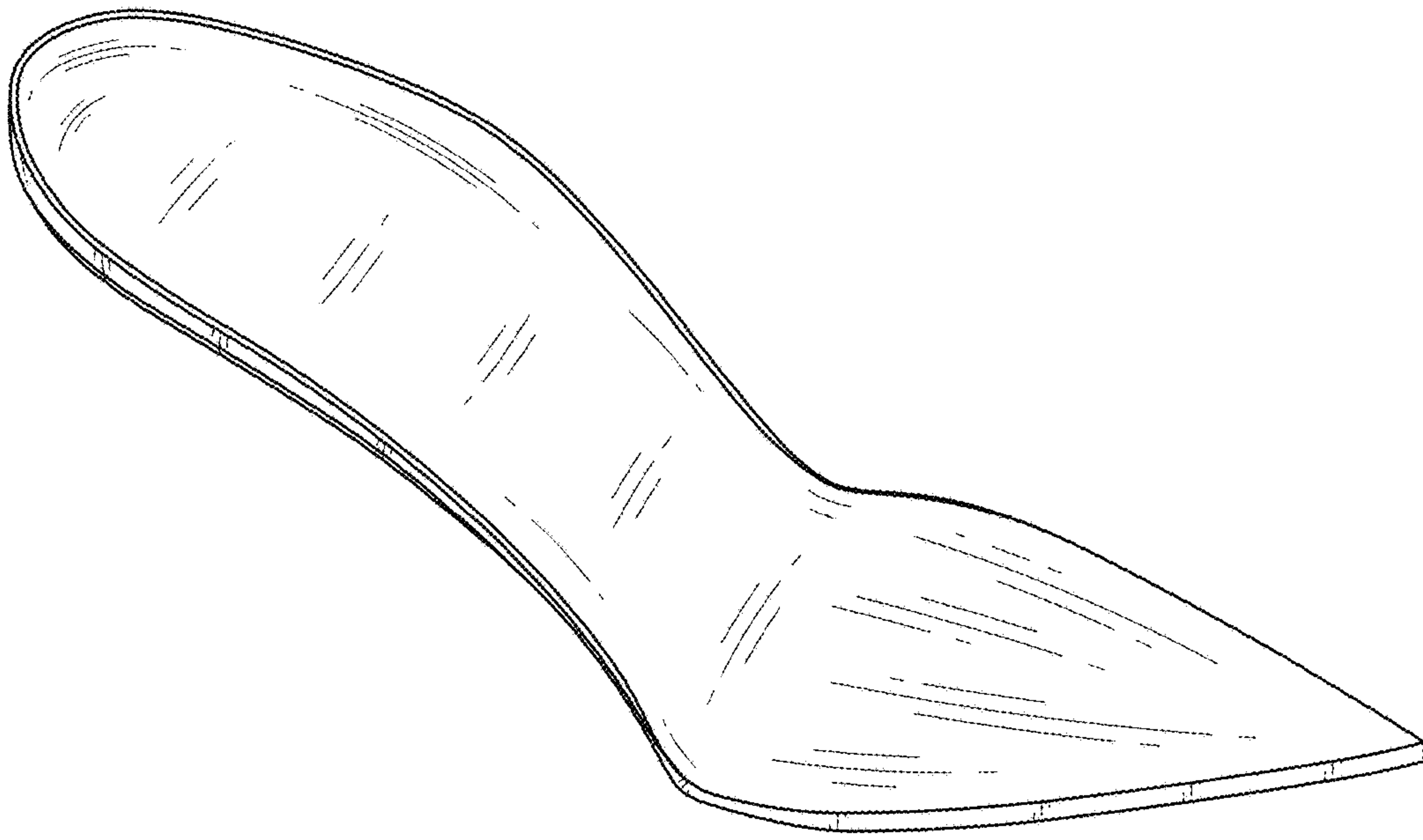


Fig. 1

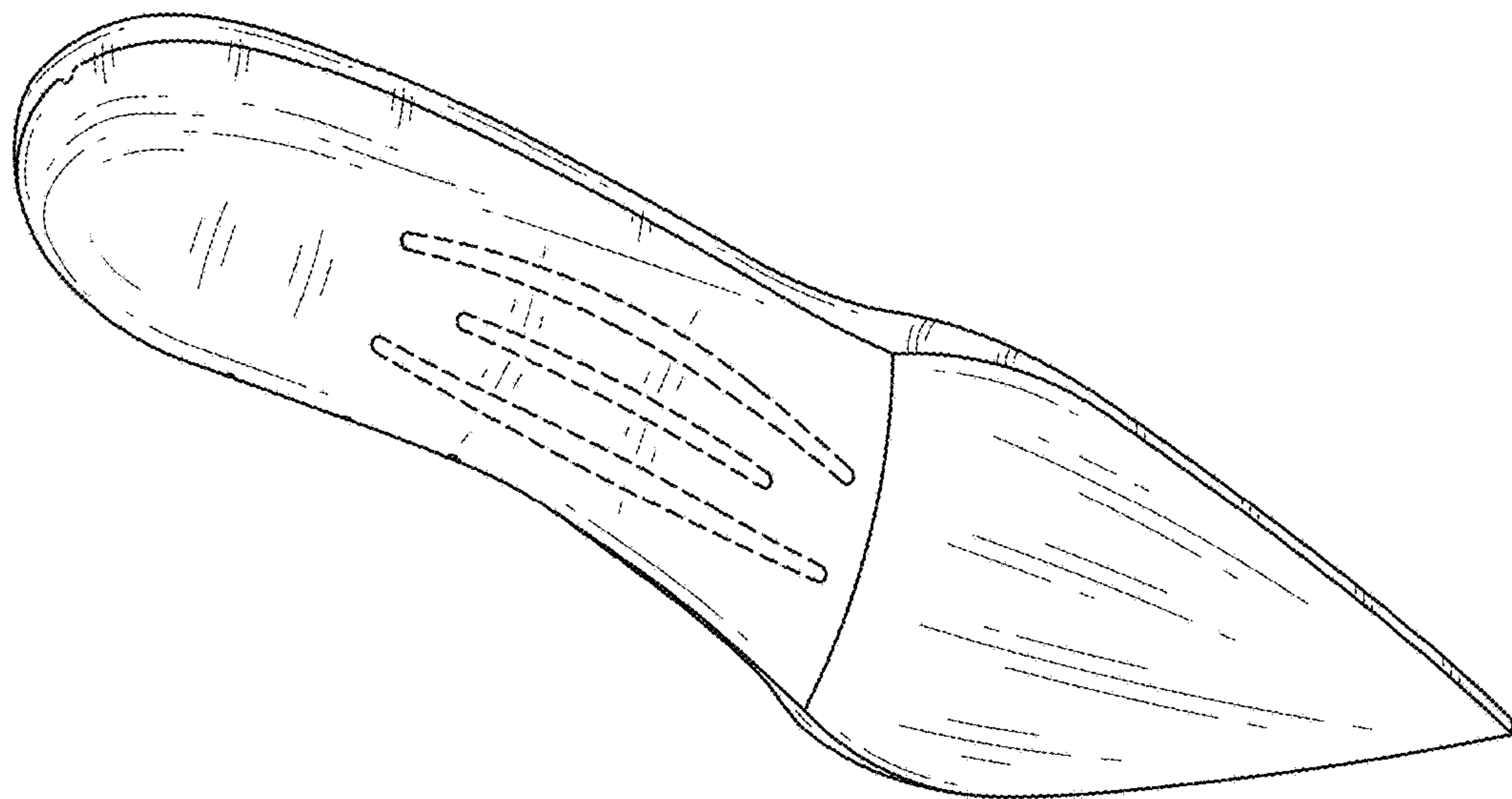


Fig. 2

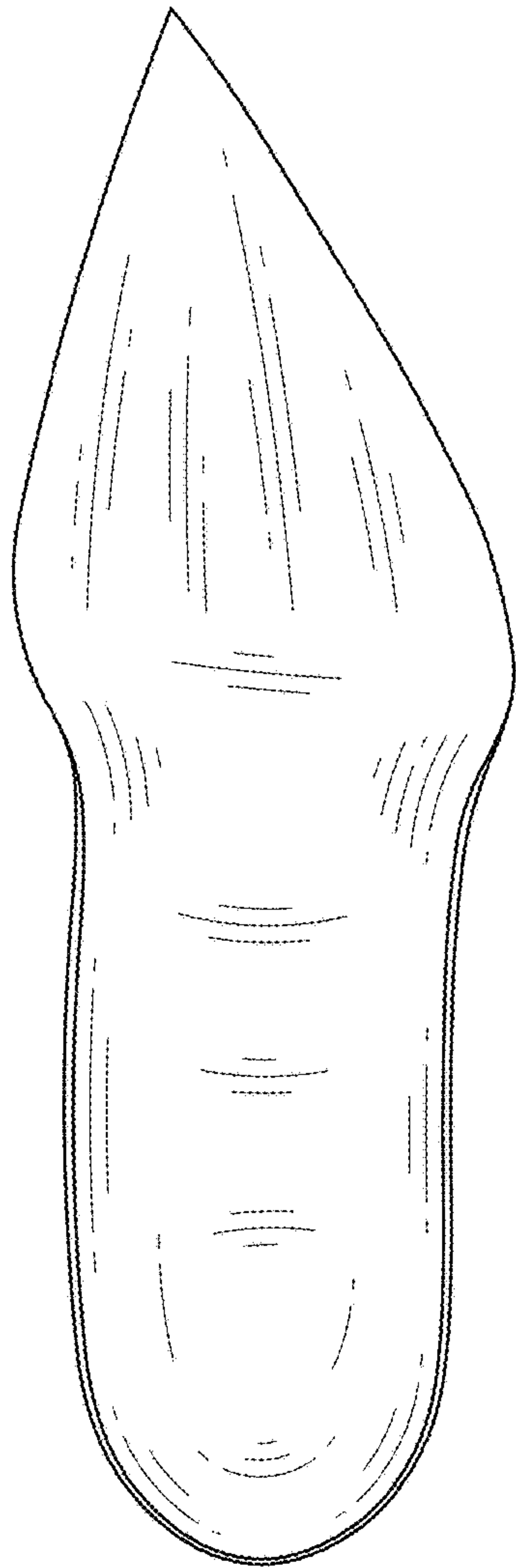


Fig. 3

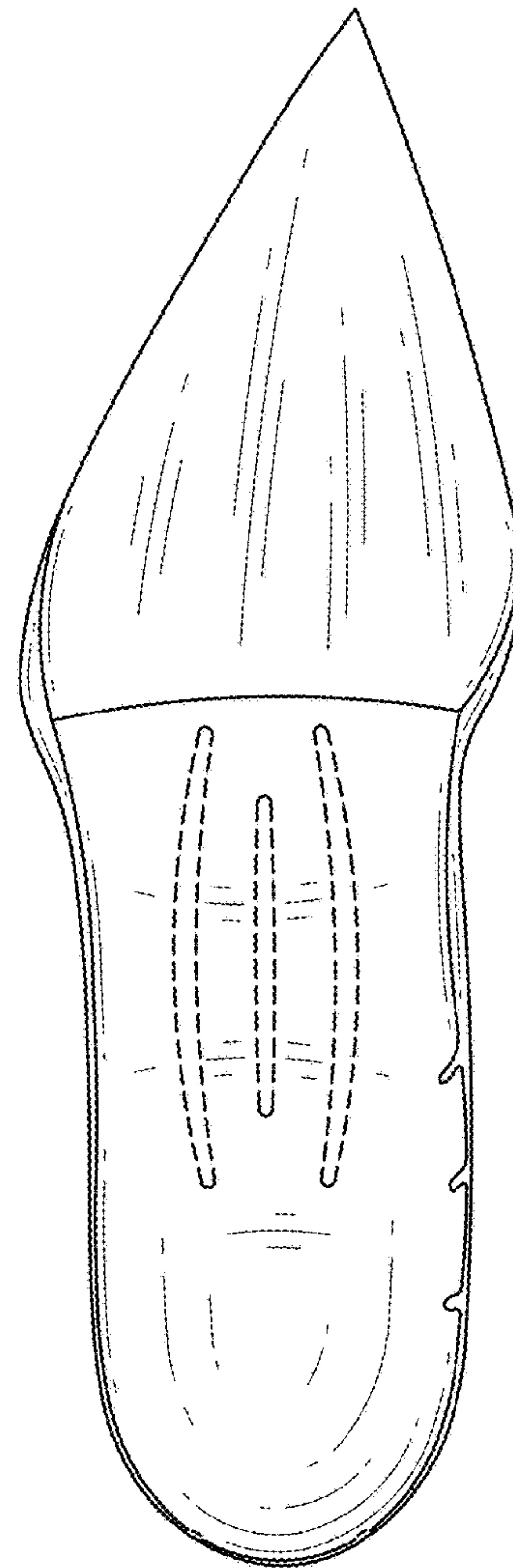


Fig. 4

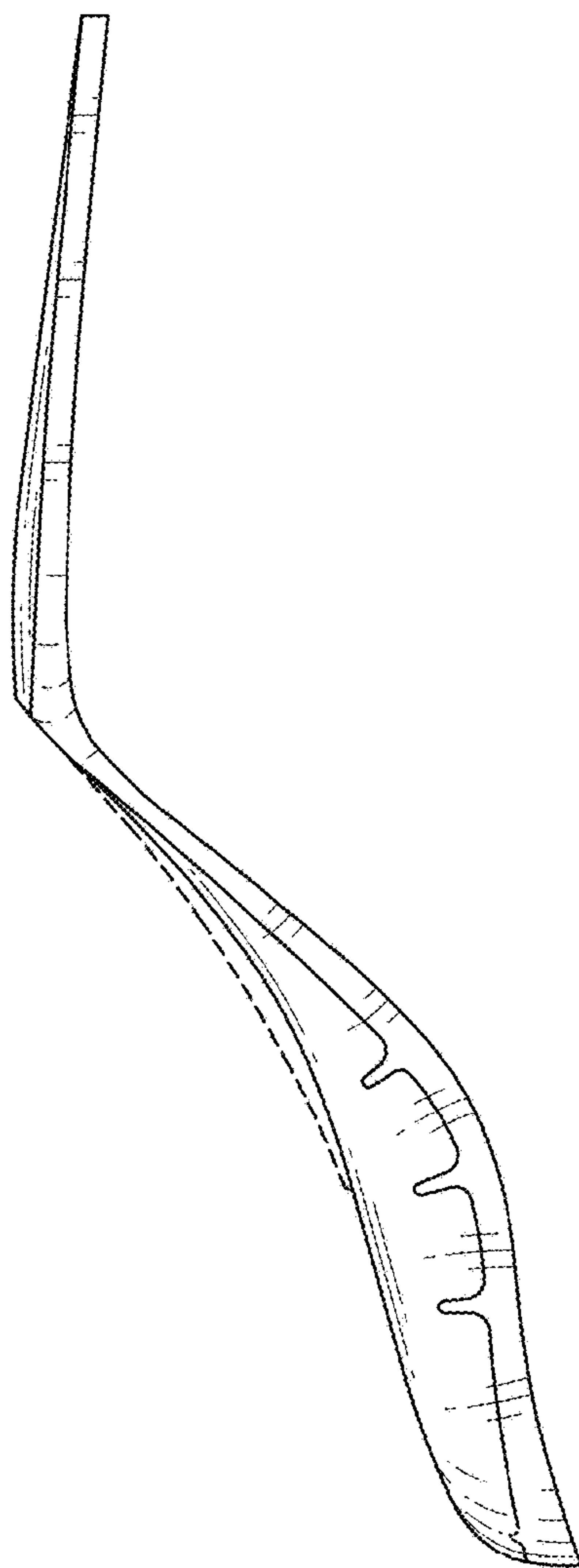


Fig. 5

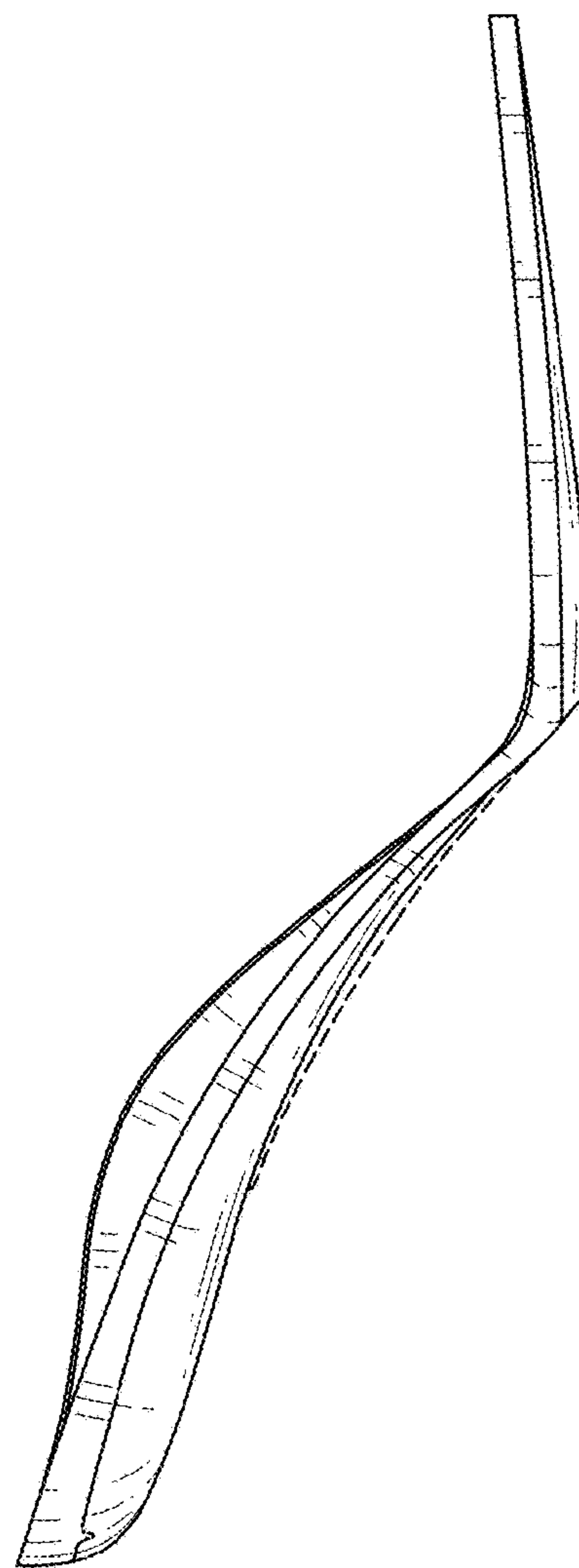


Fig. 6

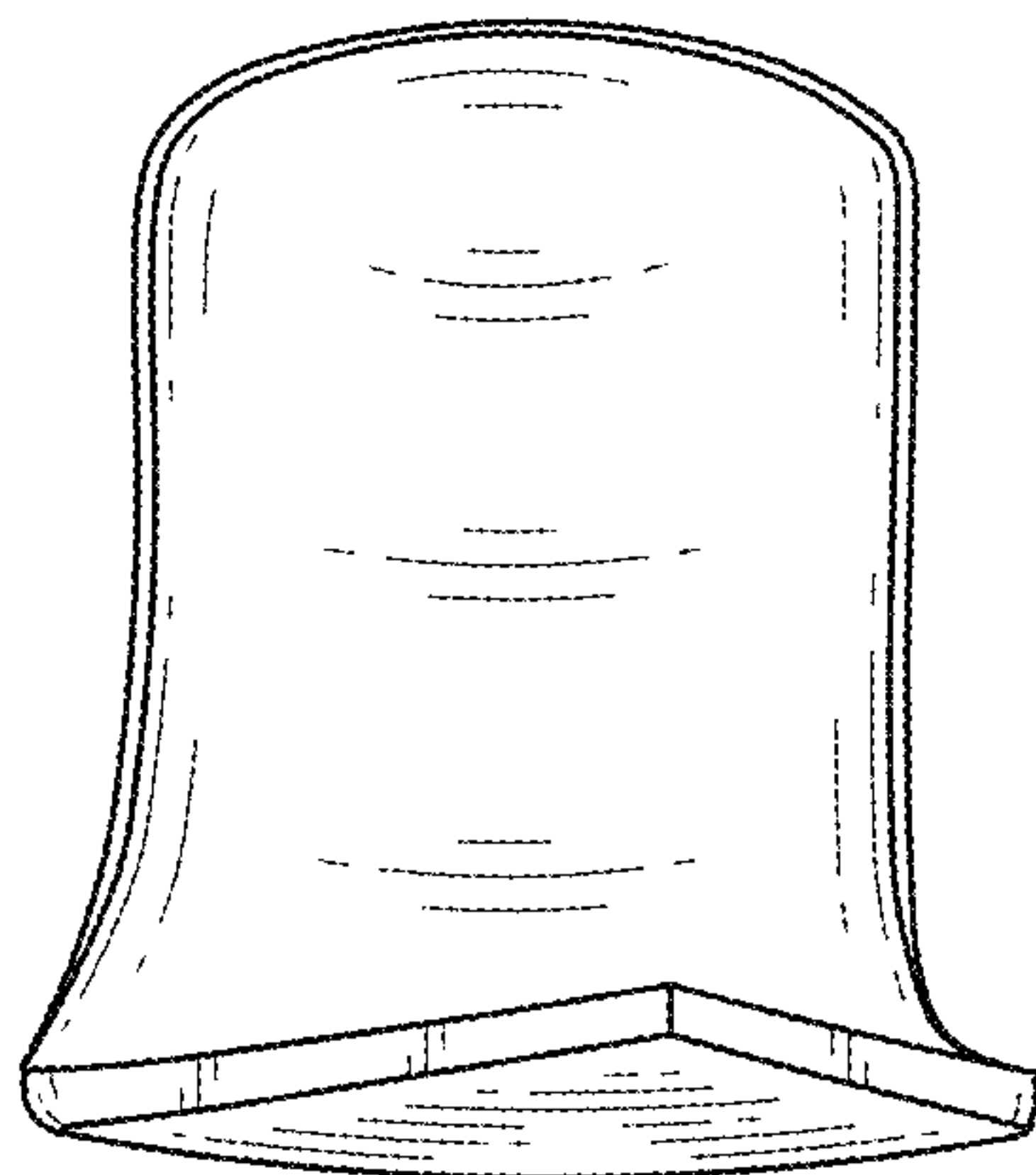


Fig. 7

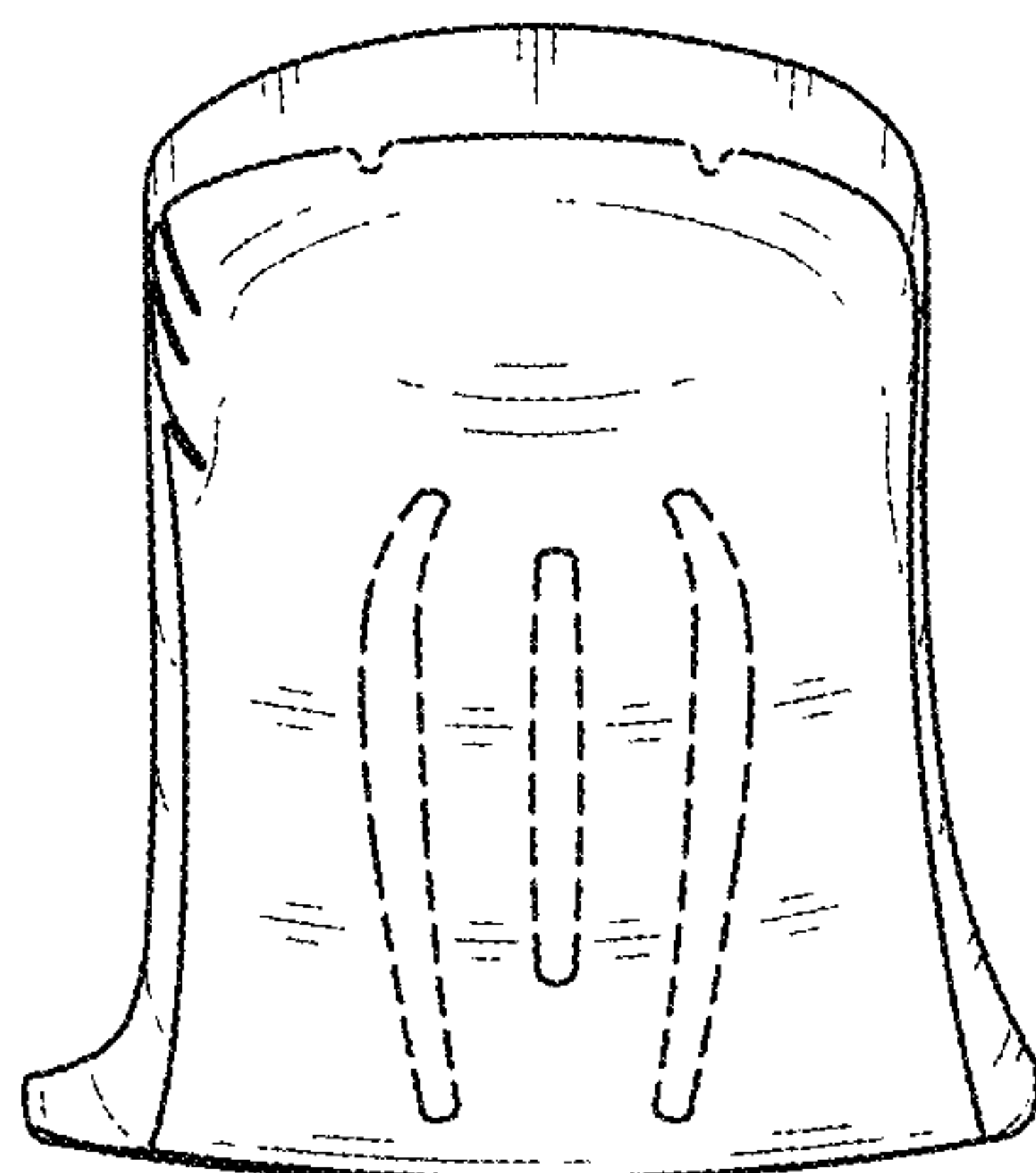


Fig. 8