



US00D828958S

(12) **United States Design Patent**
Teteak et al.

(10) **Patent No.:** **US D828,958 S**
(45) **Date of Patent:** **** Sep. 18, 2018**

- (54) **HAIR CLIPPER**
- (71) Applicant: **Spectrum Brands, Inc.**, Middleton, WI (US)
- (72) Inventors: **Daniel Teteak**, Madison, WI (US);
Alexander I. Rosandick, Madison, WI (US)
- (73) Assignee: **Spectrum Brands, Inc.**, Middleton, WI (US)
- (**) Term: **15 Years**
- (21) Appl. No.: **29/550,257**
- (22) Filed: **Dec. 31, 2015**
- (51) **LOC (11) Cl.** **28-03**
- (52) **U.S. Cl.**
USPC **D28/53**
- (58) **Field of Classification Search**
USPC D28/44–54
CPC B26B 19/00–19/48
See application file for complete search history.

(56) **References Cited**

U.S. PATENT DOCUMENTS

1,507,716 A *	9/1924	Redman	B26B 19/28
				30/216
1,701,148 A *	2/1929	Dremel	B26B 19/28
				30/210
D119,429 S *	3/1940	Frey	D28/49
D172,169 S *	5/1954	Otto	D28/49
2,677,178 A *	5/1954	Daggett	B26B 19/20
				30/202
2,716,809 A *	9/1955	Malone	B26B 19/20
				30/202
D179,192 S *	11/1956	Ernest	D28/51
D199,675 S *	12/1964	Dreyfuss	D28/53
D209,268 S *	11/1967	Shellens	D28/53
D233,571 S *	11/1974	Ono et al.	D28/53

3,969,819 A *	7/1976	Pepera	B26B 19/20
				30/200
5,123,159 A *	6/1992	Kubo	B26B 19/22
				30/196
D352,132 S *	11/1994	Wagenknecht	D28/48
D426,918 S *	6/2000	Greene	D28/48
6,158,125 A *	12/2000	Dolev	B26B 19/16
				30/346.51
D524,486 S	7/2006	Ng		
D535,786 S	1/2007	Giannini et al.		
D567,443 S	4/2008	Giannini		
D567,444 S	4/2008	Giannini		
D568,541 S	5/2008	Micinilio		
D583,098 S	12/2008	Giannini		
D620,200 S *	7/2010	Belozerova	D28/51
D628,743 S	12/2010	Shoavi		
D655,451 S	3/2012	Grabes et al.		
D675,379 S	1/2013	Yoon		
D684,318 S	6/2013	Broen et al.		
D695,964 S *	12/2013	Salagnac	D28/53

(Continued)

Primary Examiner — Catherine A Tuttle

(74) *Attorney, Agent, or Firm* — Banner & Witcoff, Ltd.

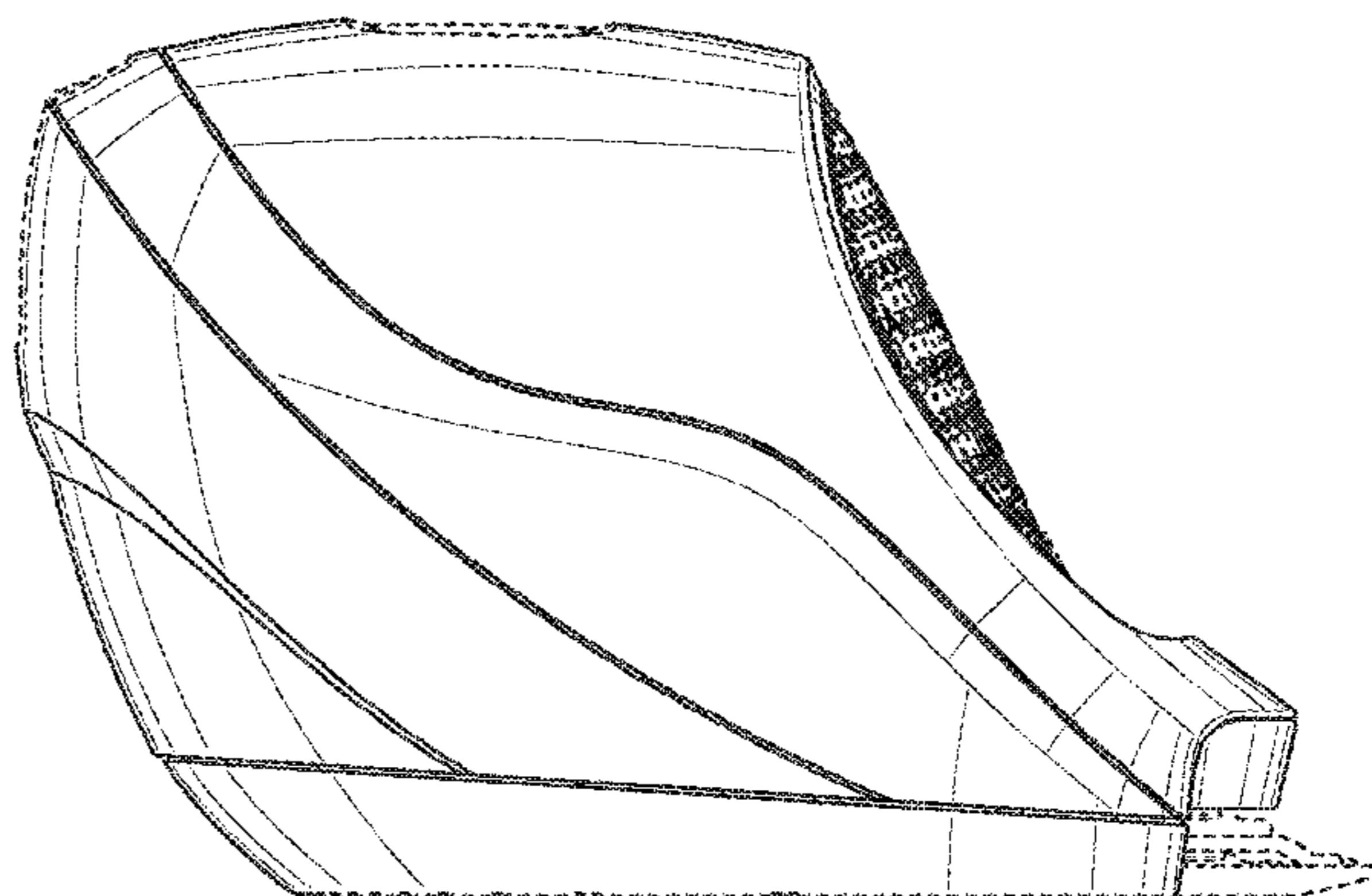
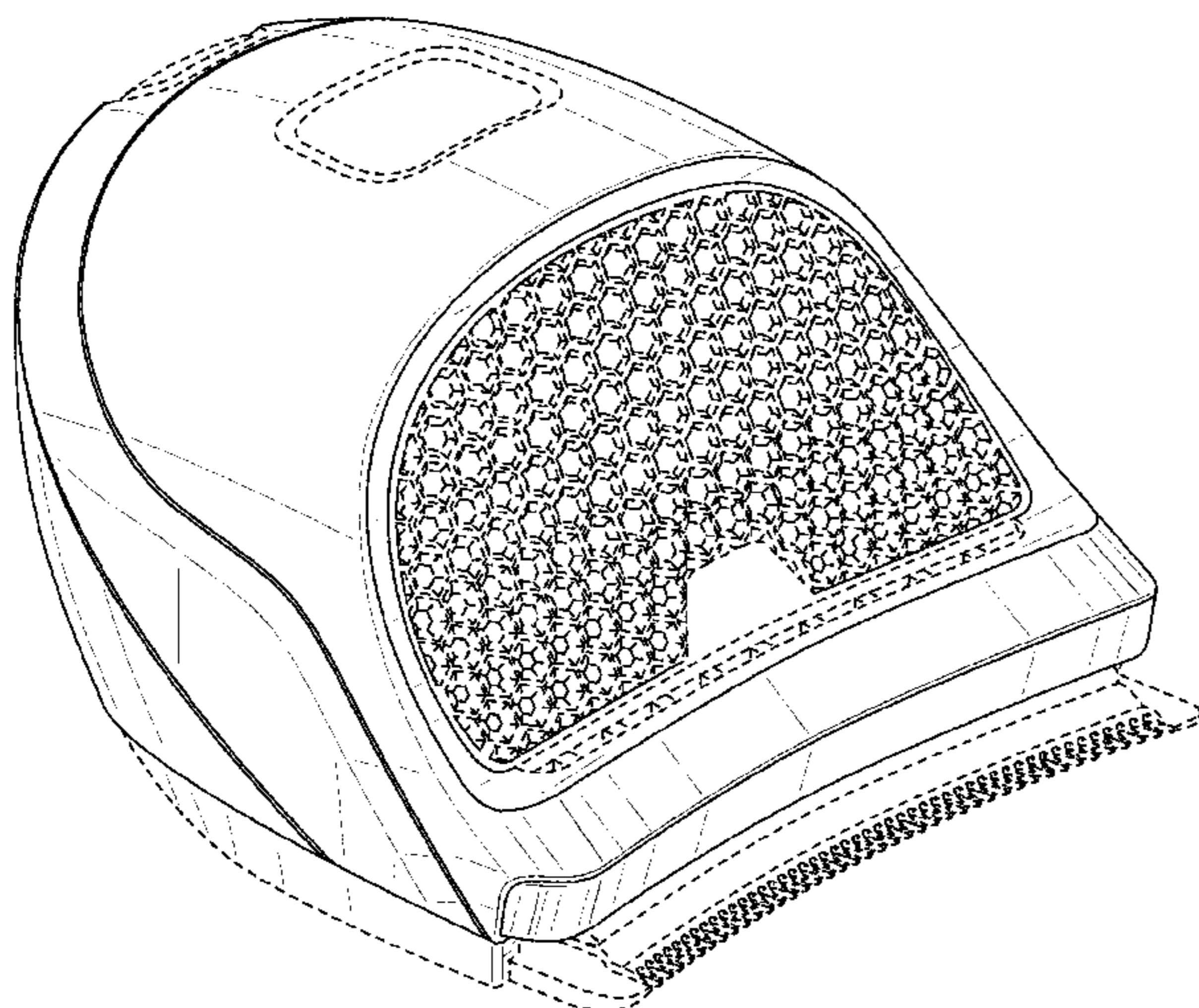
(57) **CLAIM**

The ornamental design for a hair clipper, as shown and described.

DESCRIPTION

FIG. 1 is a front perspective view of a hair clipper showing our new design;
 FIG. 2 is a front view thereof;
 FIG. 3 is a rear view thereof;
 FIG. 4 is a right side view thereof;
 FIG. 5 is a left side view thereof;
 FIG. 6 is a top view thereof; and,
 FIG. 7 is a bottom view thereof.
 The broken lines are included for the purpose of illustrating the elements of the hair clipper that form no part of the claimed design.

1 Claim, 7 Drawing Sheets



(56)

References Cited

U.S. PATENT DOCUMENTS

D696,818 S *	12/2013	Konicek	D28/53
D711,045 S	8/2014	Palmer et al.	
D711,593 S	8/2014	Palmer et al.	
D711,594 S	8/2014	Palmer et al.	
2002/0073549 A1 *	6/2002	McCambridge	B26B 19/44 30/41.5
2008/0250645 A1 *	10/2008	Tringali	B26B 19/06 30/34.05
2009/0106981 A1 *	4/2009	Palmer	B26B 19/06 30/34.05
2015/0251325 A1 *	9/2015	Teteak	B26B 19/06 30/228

* cited by examiner

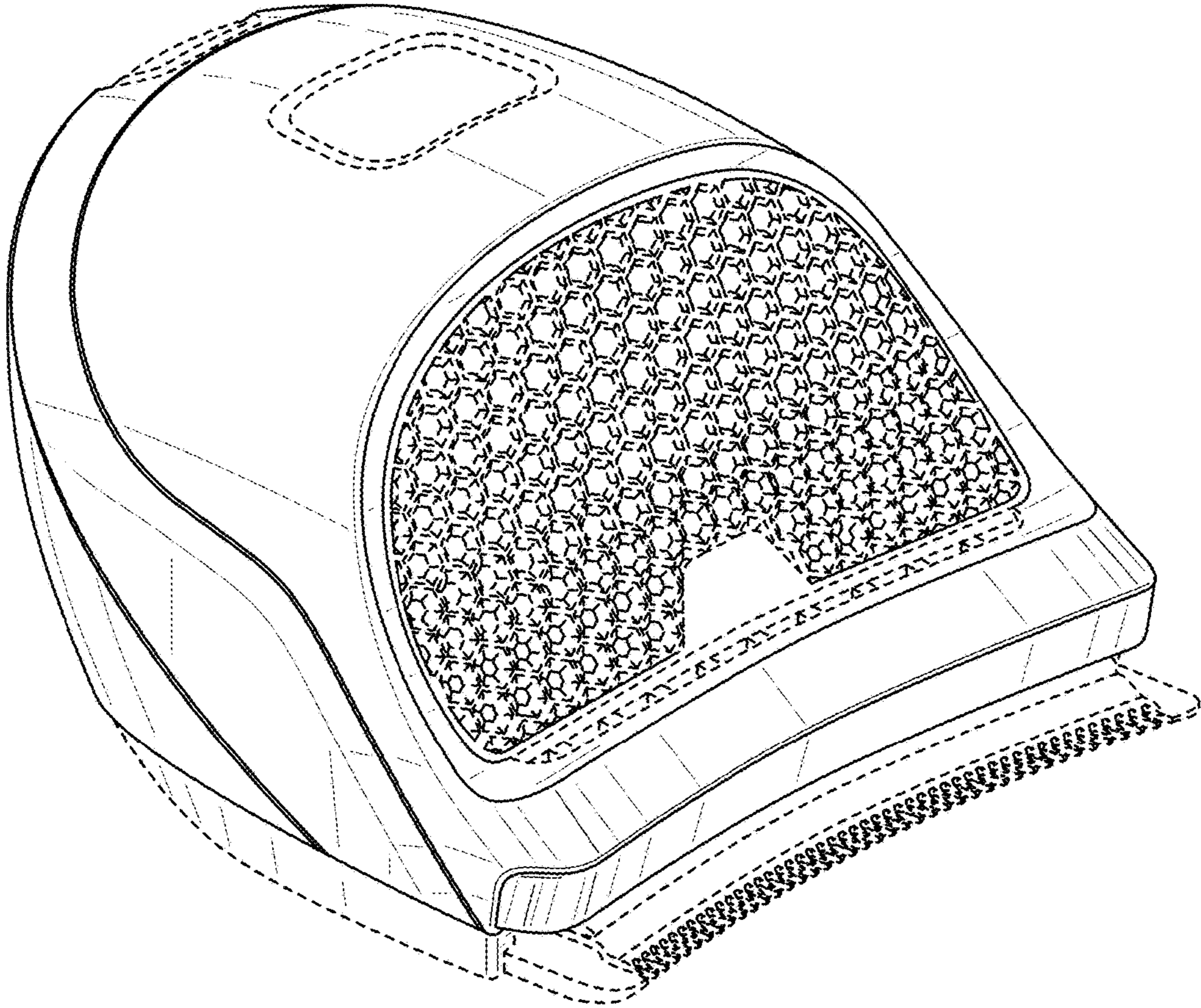


FIG. 1

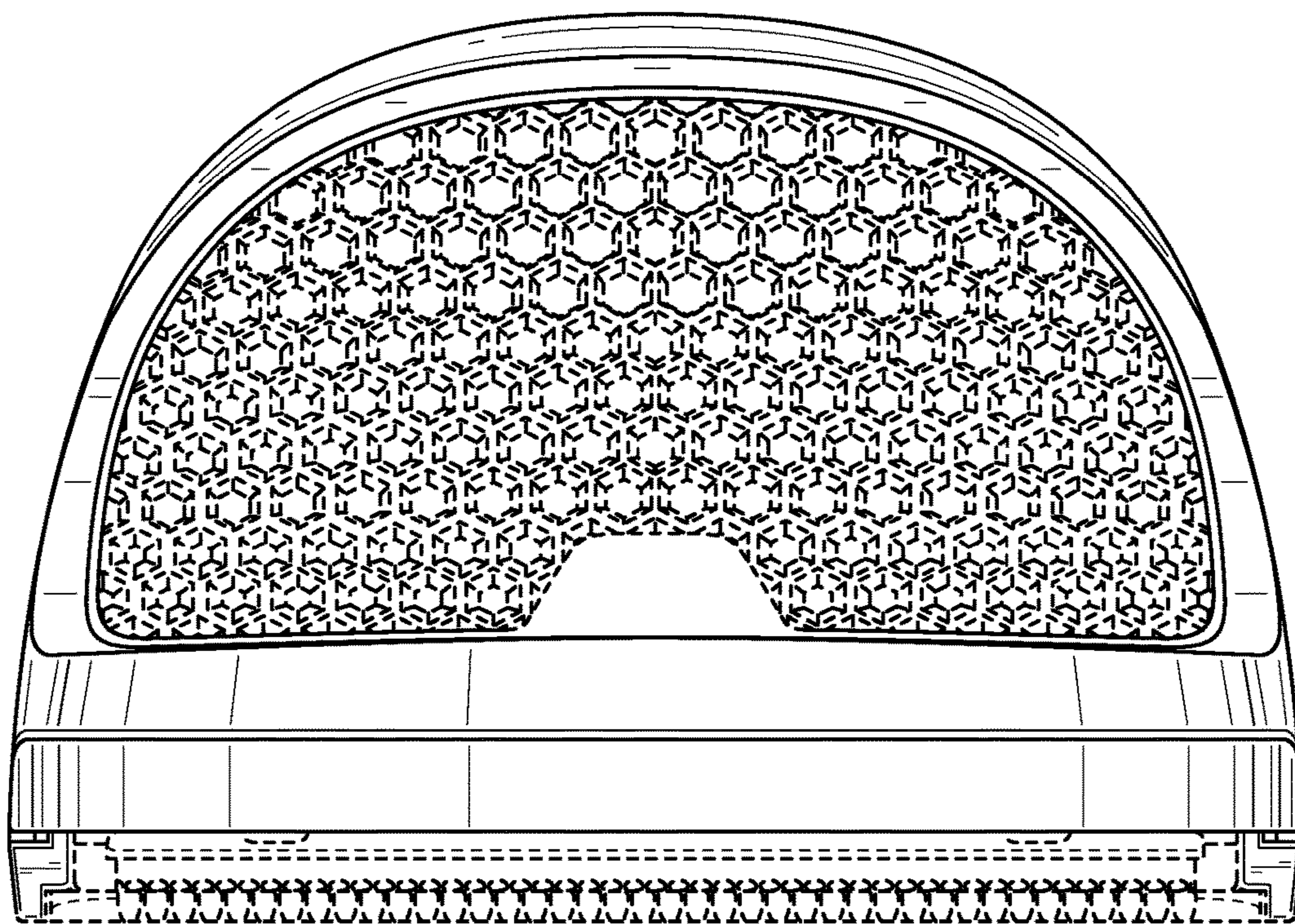


FIG. 2

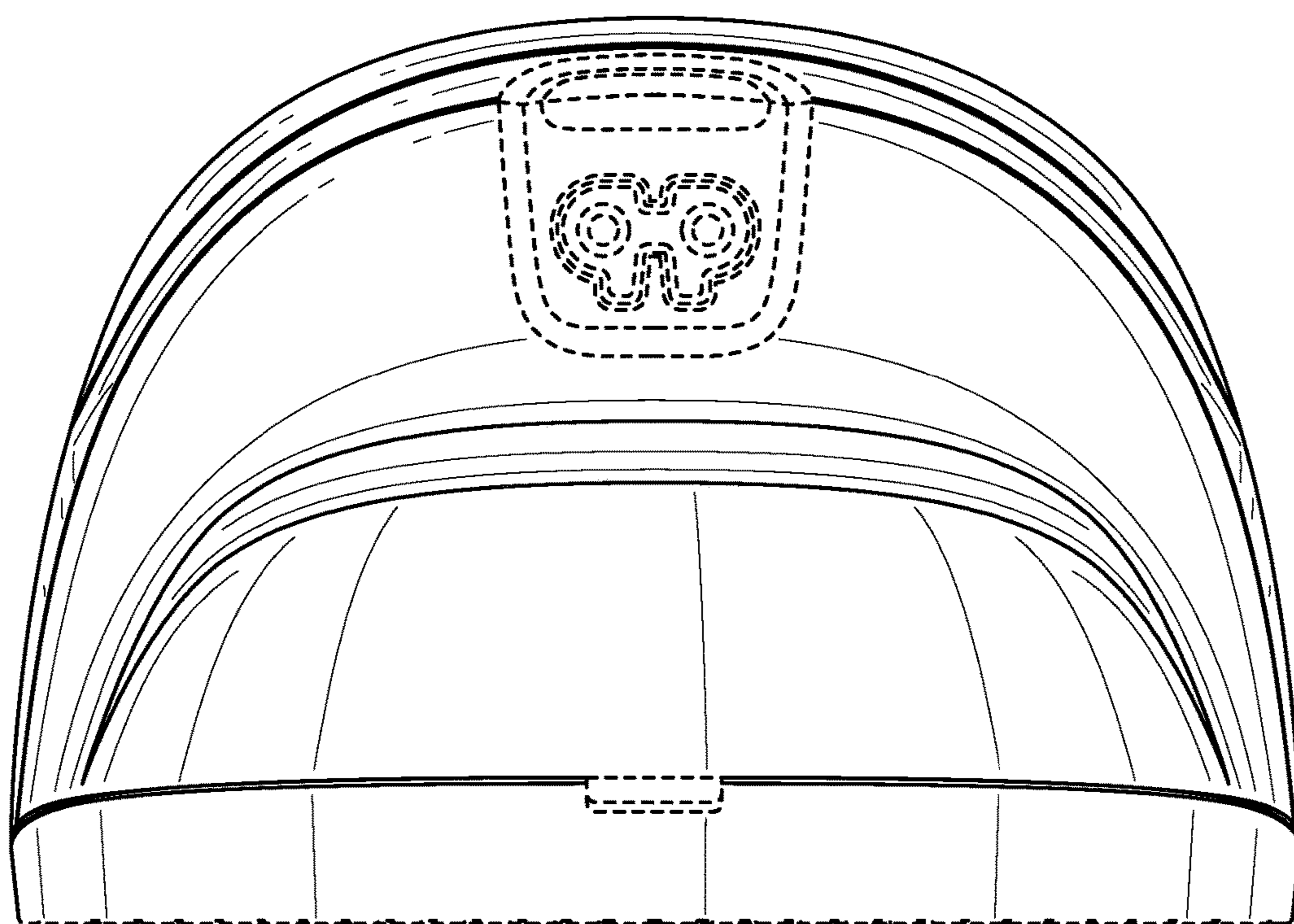


FIG. 3

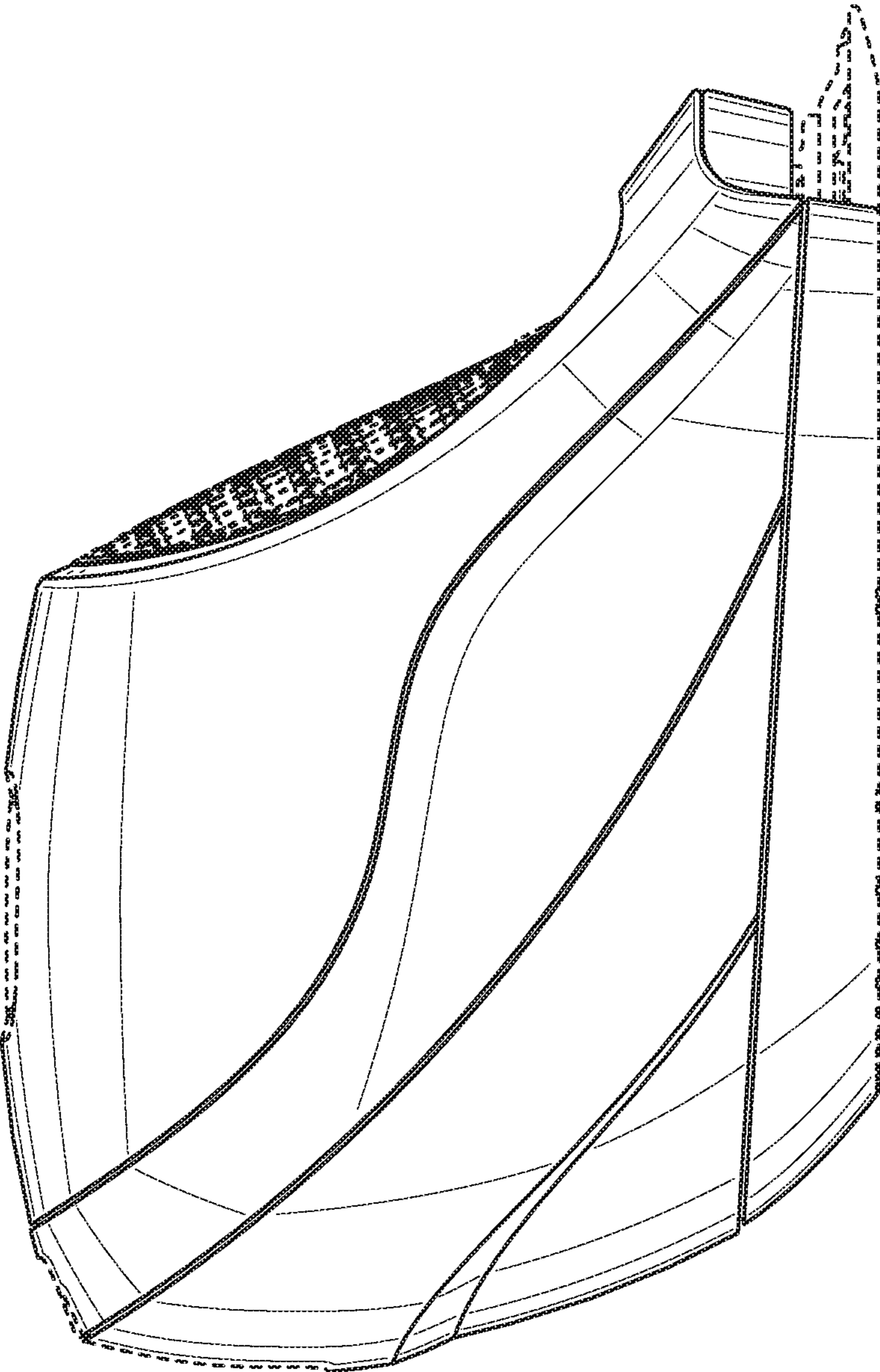


FIG. 4

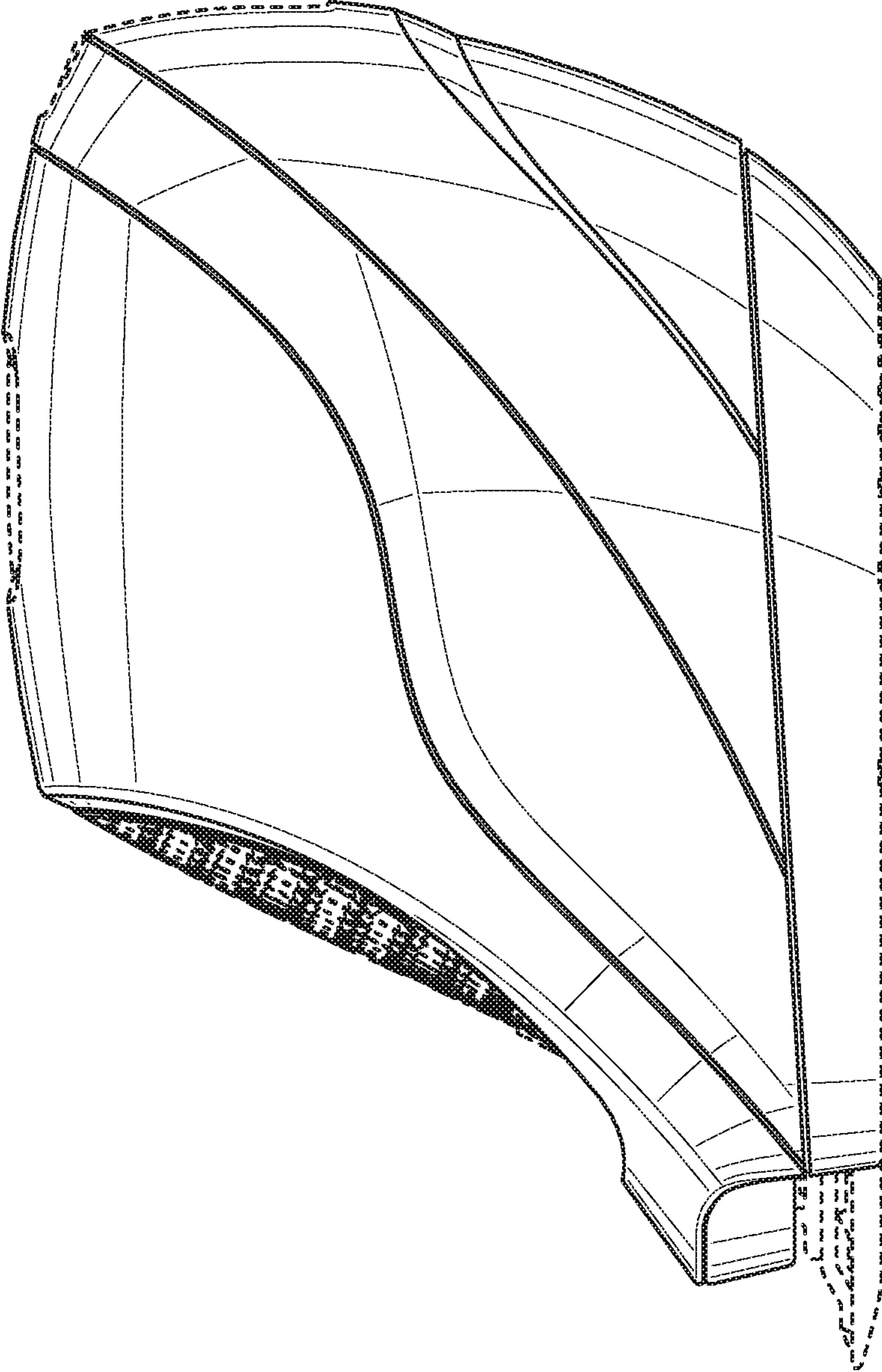


FIG. 5

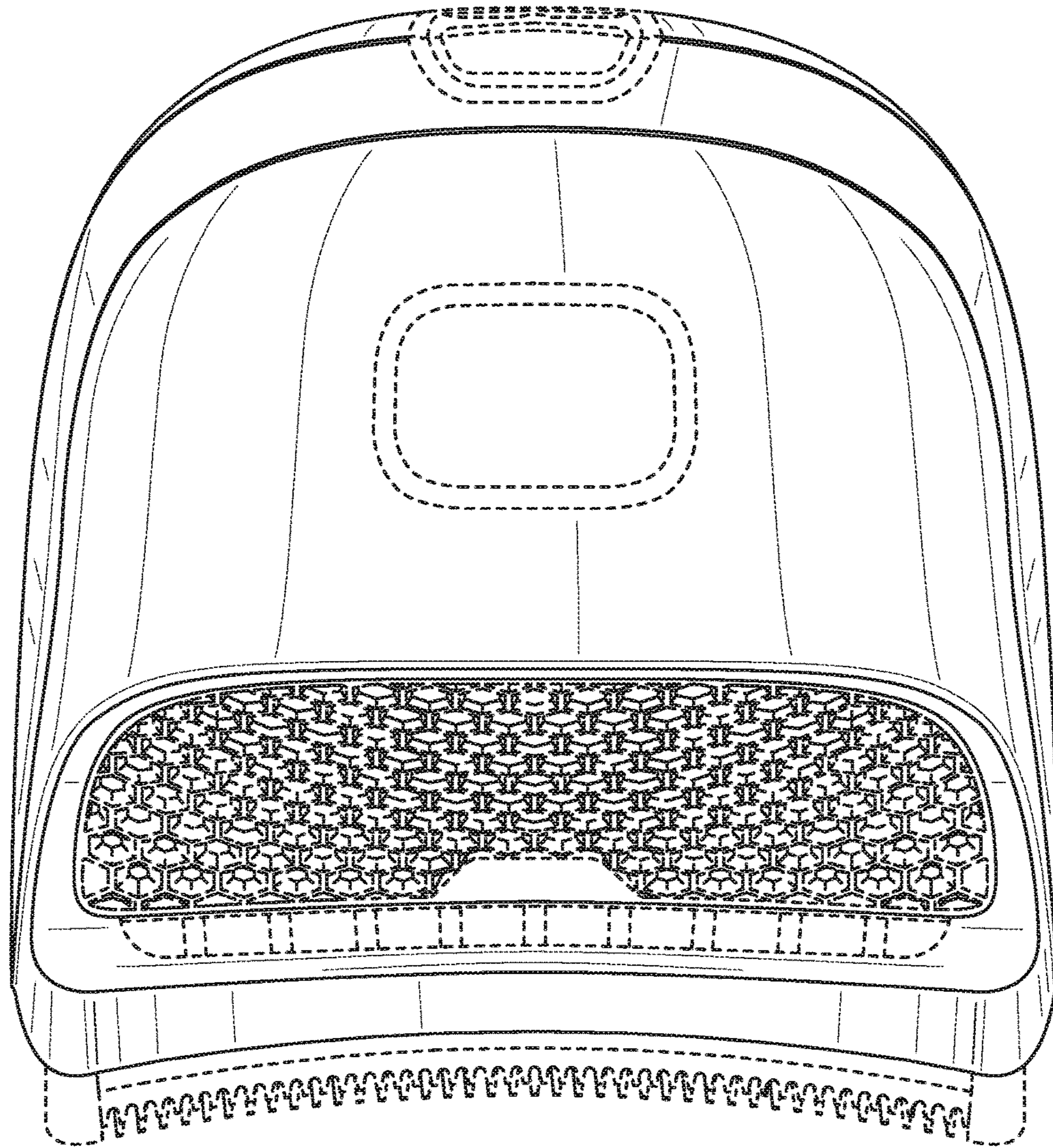


FIG. 6

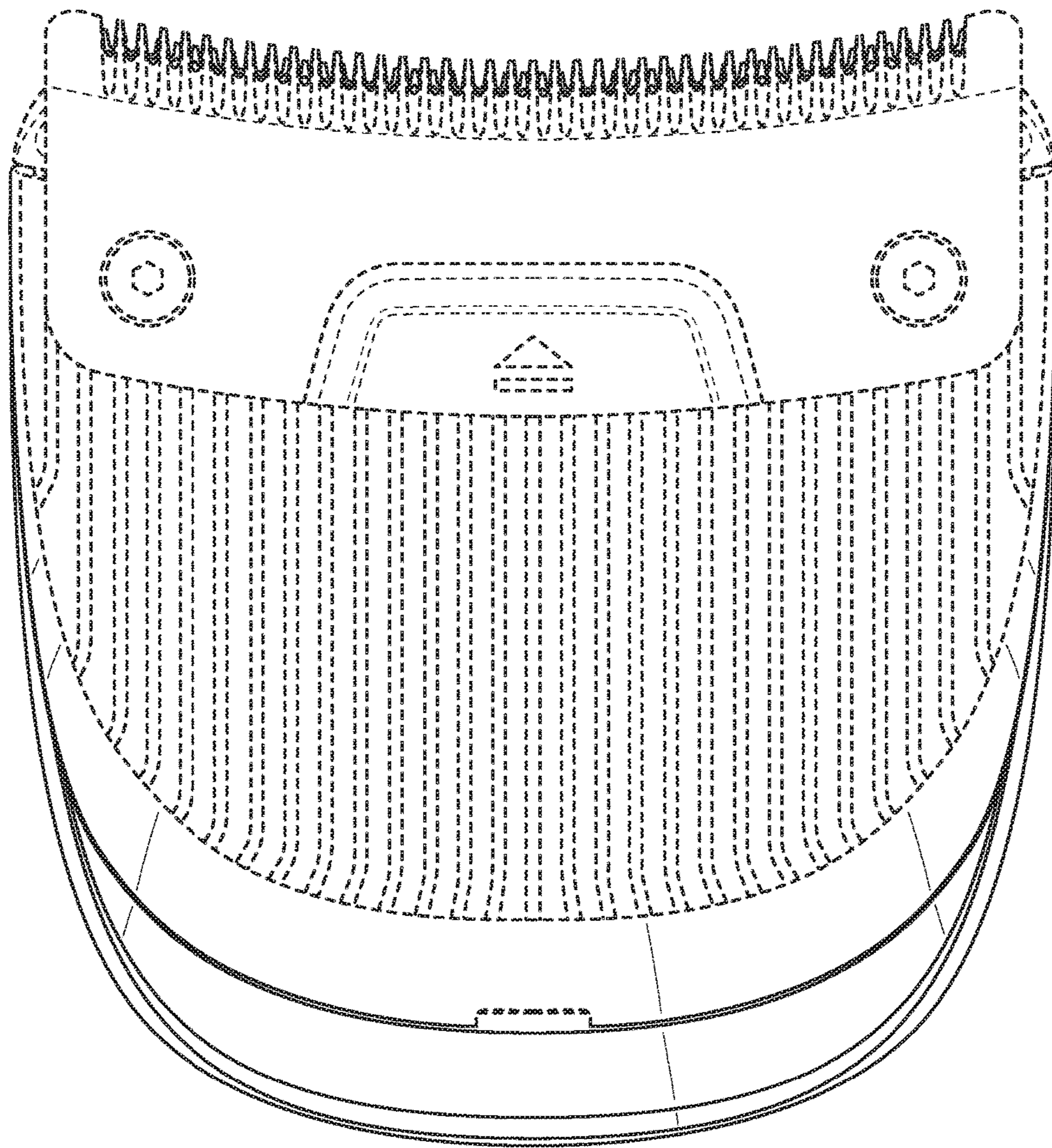


FIG. 7