



US00D828955S

(12) **United States Design Patent**  
**Surabian et al.**

(10) **Patent No.:** **US D828,955 S**

(45) **Date of Patent:** **\*\* Sep. 18, 2018**

(54) **HEADBAND**

(71) Applicant: **The Richard Surabian Irrevocable Trust**, South Yarmouth, MA (US)

(72) Inventors: **Richard Surabian**, South Yarmouth, MA (US); **Steven Surabian**, South Yarmouth, MA (US)

(73) Assignee: **The Richard Surabian Irrevocable Trust**, South Yarmouth, MA (US)

(\*\*) Term: **15 Years**

(21) Appl. No.: **29/561,711**

(22) Filed: **Apr. 19, 2016**

(51) **LOC (11) Cl.** ..... **28-03**

(52) **U.S. Cl.**  
USPC ..... **D28/41**

(58) **Field of Classification Search**  
USPC ... D28/92, 41, 7, 93, 10, 56, 57, 59, 73, 37;  
D11/31, 127, 4, 14; D2/505, 866, 868,  
D2/869, 870, 873, 874, 894, 501, 610,  
D2/614, 621, 623-639, 865, 871, 872,  
D2/875, 877, 881, 891

CPC ... Y10S 2/10; Y10S 2/11; Y10S 2/916-2/918;  
A45C 13/30; A61B 5/02438; A41D  
20/00; A41D 23/00; A44B 9/06; A42B  
5/00; A42C 5/00; A42C 5/02

See application file for complete search history.

(56) **References Cited**

**U.S. PATENT DOCUMENTS**

D33,567 S \* 11/1900 Vitzthum ..... D2/627  
D33,810 S \* 12/1900 Rosenberg ..... D2/627  
D52,258 S \* 8/1918 Upton ..... D28/39  
1,991,982 A \* 2/1935 Hodges ..... A45D 8/00  
2/174  
2,539,198 A \* 1/1951 Metzler ..... A45D 24/36  
132/214

D194,556 S \* 2/1963 Ranck ..... D16/309  
D204,637 S \* 5/1966 Mitchell ..... D16/310  
3,480,970 A \* 12/1969 Gettinger ..... A42B 1/045  
2/171  
D217,796 S \* 6/1970 Schemer ..... D28/41  
D250,296 S \* 11/1978 Breland ..... D2/877  
D280,121 S \* 8/1985 Klein ..... D11/231  
4,765,279 A \* 8/1988 Klickstein ..... A01K 27/003  
119/770  
5,083,318 A \* 1/1992 Hook ..... A42B 1/041  
2/174  
D339,677 S \* 9/1993 Kang ..... D2/875  
D365,918 S \* 1/1996 Izegebu ..... D2/875  
D376,403 S \* 12/1996 Kato ..... D2/627  
D400,317 S \* 10/1998 Koch ..... D30/152  
D412,234 S \* 7/1999 Cox ..... D2/865  
D422,384 S \* 4/2000 Koch ..... D30/152  
D475,804 S \* 6/2003 Stachowski ..... D28/41  
D494,711 S \* 8/2004 LeBow ..... D28/41  
D523,213 S \* 6/2006 Strong ..... D2/894  
D583,097 S \* 12/2008 Levering ..... D28/41  
D642,356 S \* 8/2011 Wells ..... D2/627

(Continued)

*Primary Examiner* — Ian Simmons

*Assistant Examiner* — Shannon W Morgan

(74) *Attorney, Agent, or Firm* — Bay State IP, LLC

(57) **CLAIM**

The ornamental design for a headband, as shown and described.

**DESCRIPTION**

FIG. 1 is a front perspective view of a headband showing our new design;

FIG. 2 is a front view thereof;

FIG. 3 is a back view thereof;

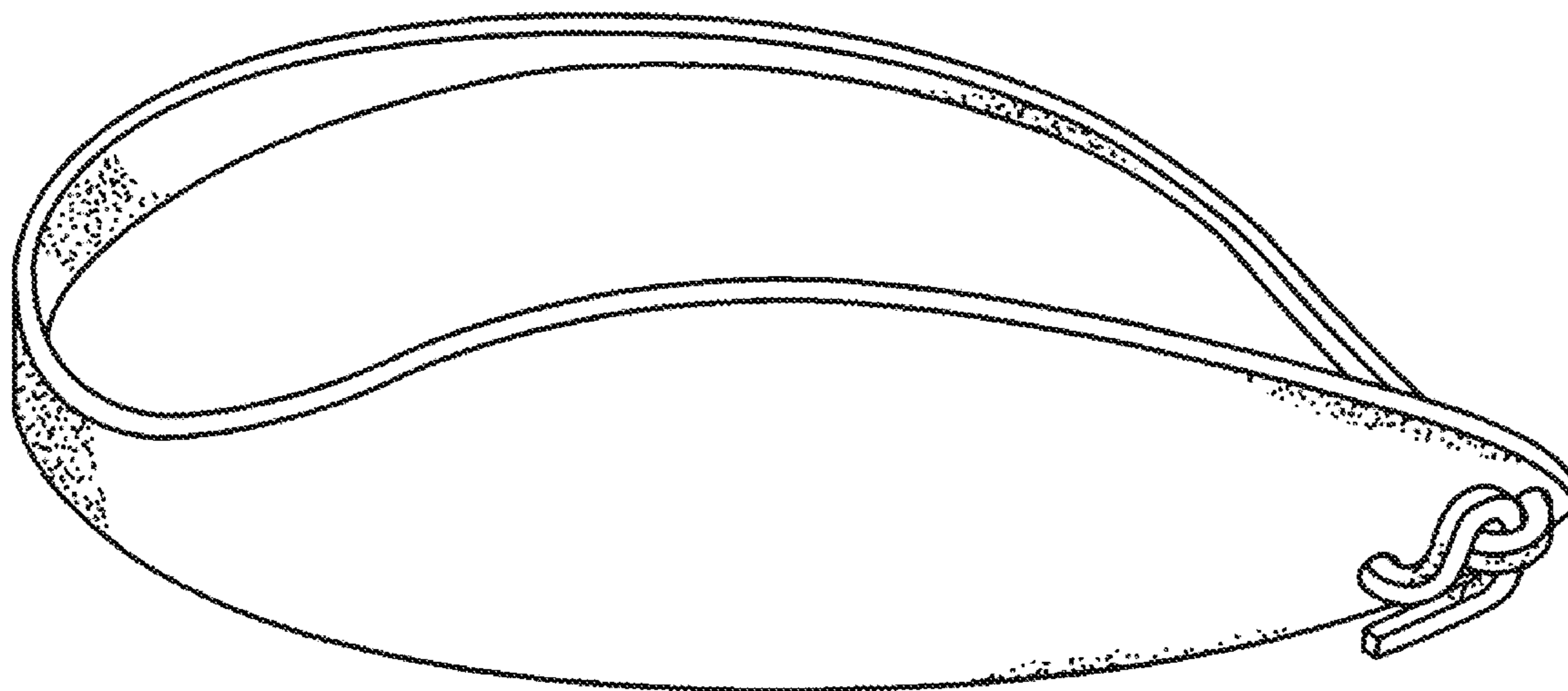
FIG. 4 is a left side view thereof;

FIG. 5 is a right side view thereof;

FIG. 6 is a top view thereof; and,

FIG. 7 is a bottom view thereof.

**1 Claim, 2 Drawing Sheets**




(56)

**References Cited**


U.S. PATENT DOCUMENTS

D660,550 S *	5/2012	Palmer .....	D2/627
D712,094 S *	8/2014	Branson .....	A45D 8/36
			D28/41
D741,007 S *	10/2015	McNama .....	D28/41
D752,815 S *	3/2016	Cardello .....	D2/877
D811,657 S *	2/2018	Lalonde .....	D28/41
2012/0223114 A1 *	9/2012	Hunt .....	A45F 3/14
			224/578

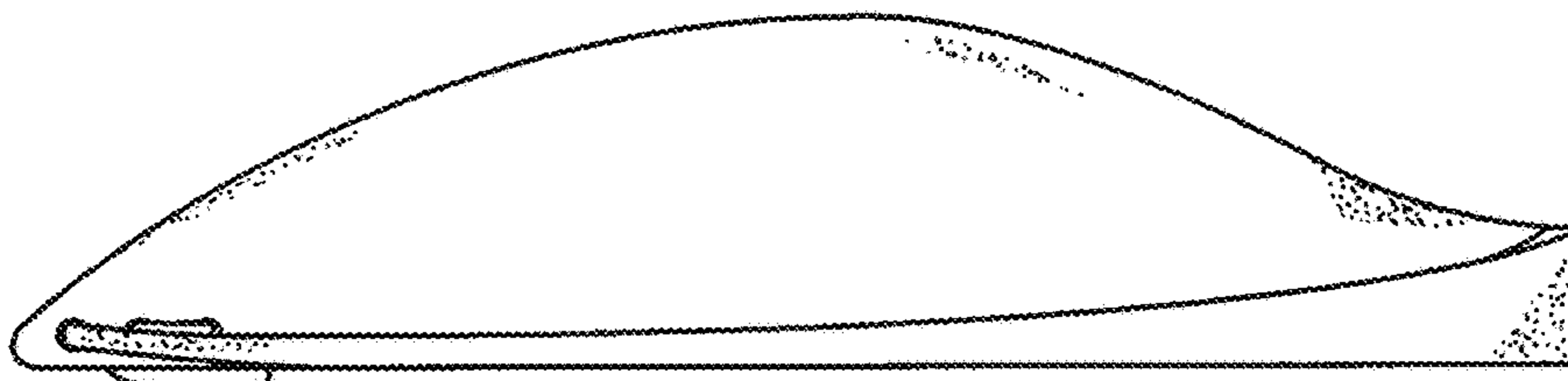
\* cited by examiner



*Fig. 1*



*Fig. 2*



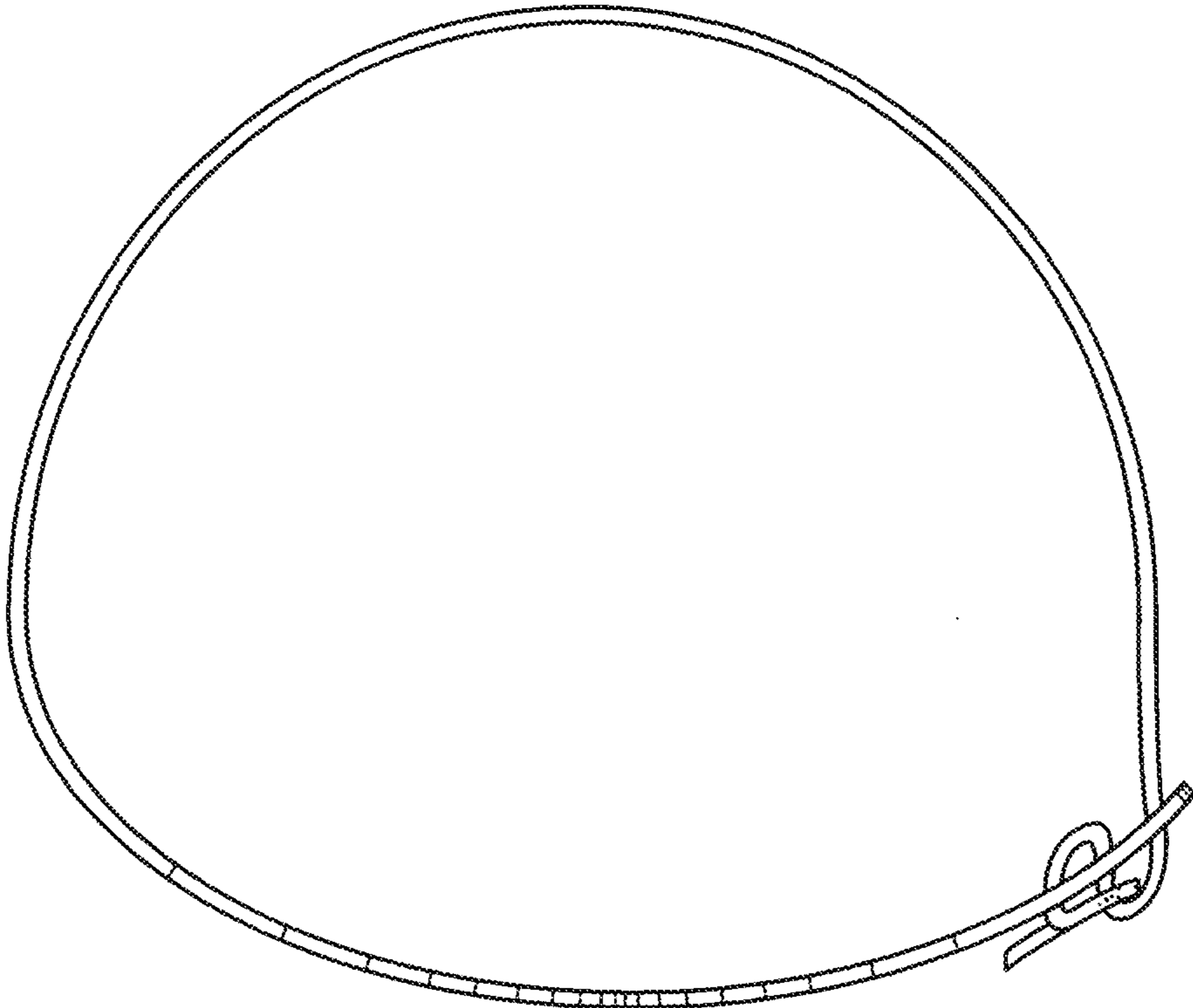
*Fig. 3*



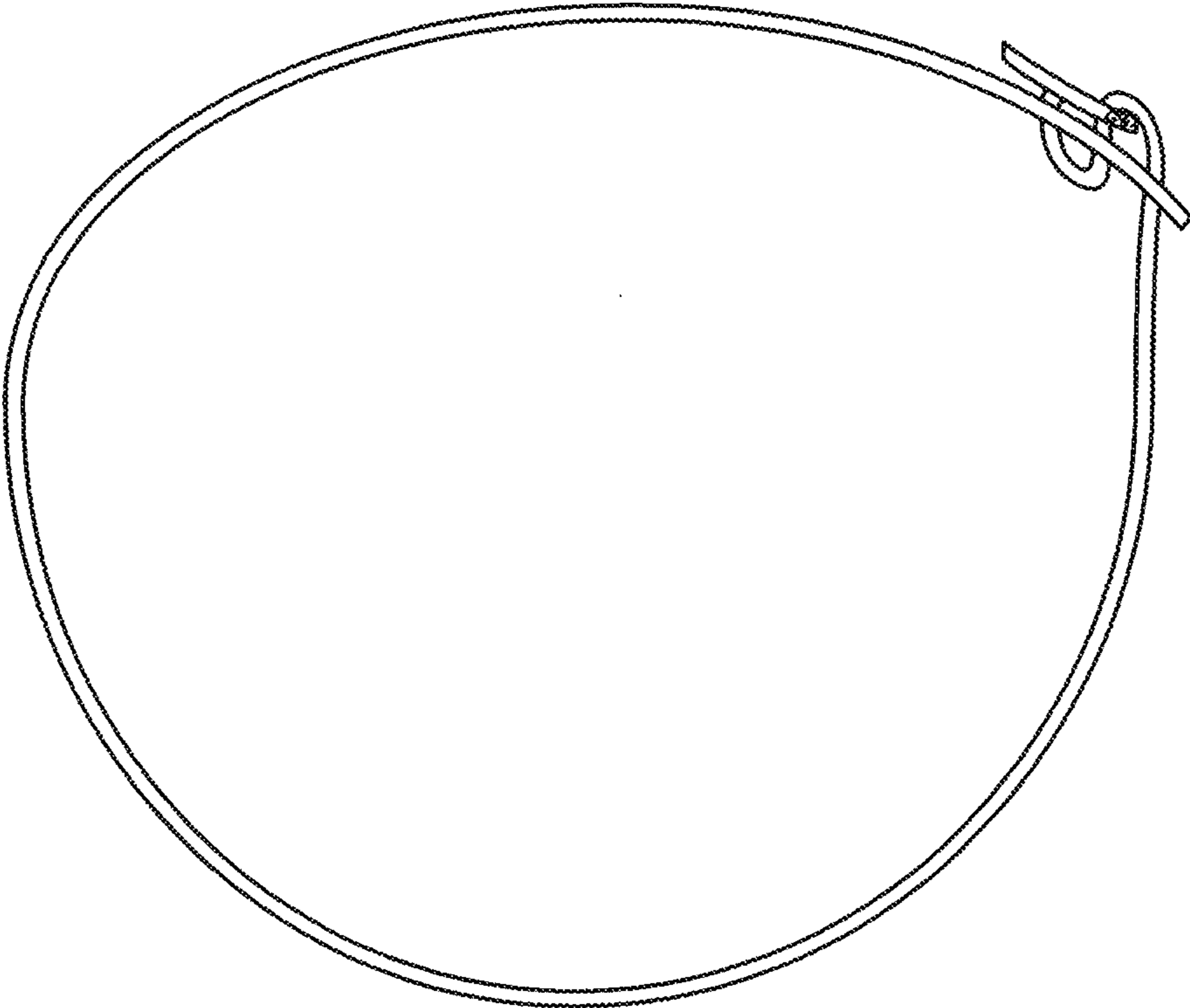
*Fig. 4*



*Fig. 5*



*Fig. 6*



*Fig. 7*