



US00D828930S

(12) **United States Design Patent** (10) **Patent No.:** **US D828,930 S**
Tamilow et al. (45) **Date of Patent:** **** Sep. 18, 2018**

(54) **GATE**
(71) Applicants: **Robert Tamilow**, Richmond, CA (US);
Louis Tamilow, Richmond, CA (US)
(72) Inventors: **Robert Tamilow**, Richmond, CA (US);
Louis Tamilow, Richmond, CA (US)
(**) Term: **15 Years**
(21) Appl. No.: **29/615,566**
(22) Filed: **Aug. 30, 2017**

D638,955 S * 5/2011 Kopp D25/38.1
D665,510 S * 8/2012 Esposito D25/38.1
D679,414 S * 4/2013 Esposito D25/38.1
D697,230 S * 1/2014 Esposito D25/38.1
D713,549 S * 9/2014 Nicolosi D25/38.1
D713,550 S * 9/2014 Nicolosi D25/38.1
D807,526 S * 1/2018 Tamilow D25/38.1
2007/0138455 A1 * 6/2007 Walker E04F 11/1842
256/22
2012/0247012 A1 * 10/2012 Johnson E04H 17/166
47/32.4

Related U.S. Application Data

(62) Division of application No. 29/554,386, filed on Feb. 11, 2016, now Pat. No. Des. 807,526.
(51) **LOC (11) Cl.** **25-02**
(52) **U.S. Cl.**
USPC **D25/48.5**
(58) **Field of Classification Search**
USPC D25/38.1, 40, 42, 138; 256/19, 24, 73
CPC E04H 17/16; E04H 17/166; E04H 17/1421
See application file for complete search history.

References Cited

U.S. PATENT DOCUMENTS

3,454,262 A * 7/1969 Romano E04H 17/1421
256/19
6,152,428 A * 11/2000 Simioni E04H 17/166
256/19
D572,830 S * 7/2008 Ellis D25/38.1
D583,485 S * 12/2008 Lo D25/48.5
D603,527 S * 11/2009 Steverson D25/38.1
D621,061 S * 8/2010 Petrucelli D25/38.1

FOREIGN PATENT DOCUMENTS

KR 300451262.0009 * 4/2010

* cited by examiner

Primary Examiner — Susan Bennett Hattan
Assistant Examiner — Leanne Was-Englehart
(74) *Attorney, Agent, or Firm* — Steven A. Nielsen;
www.NielsenPatents.com

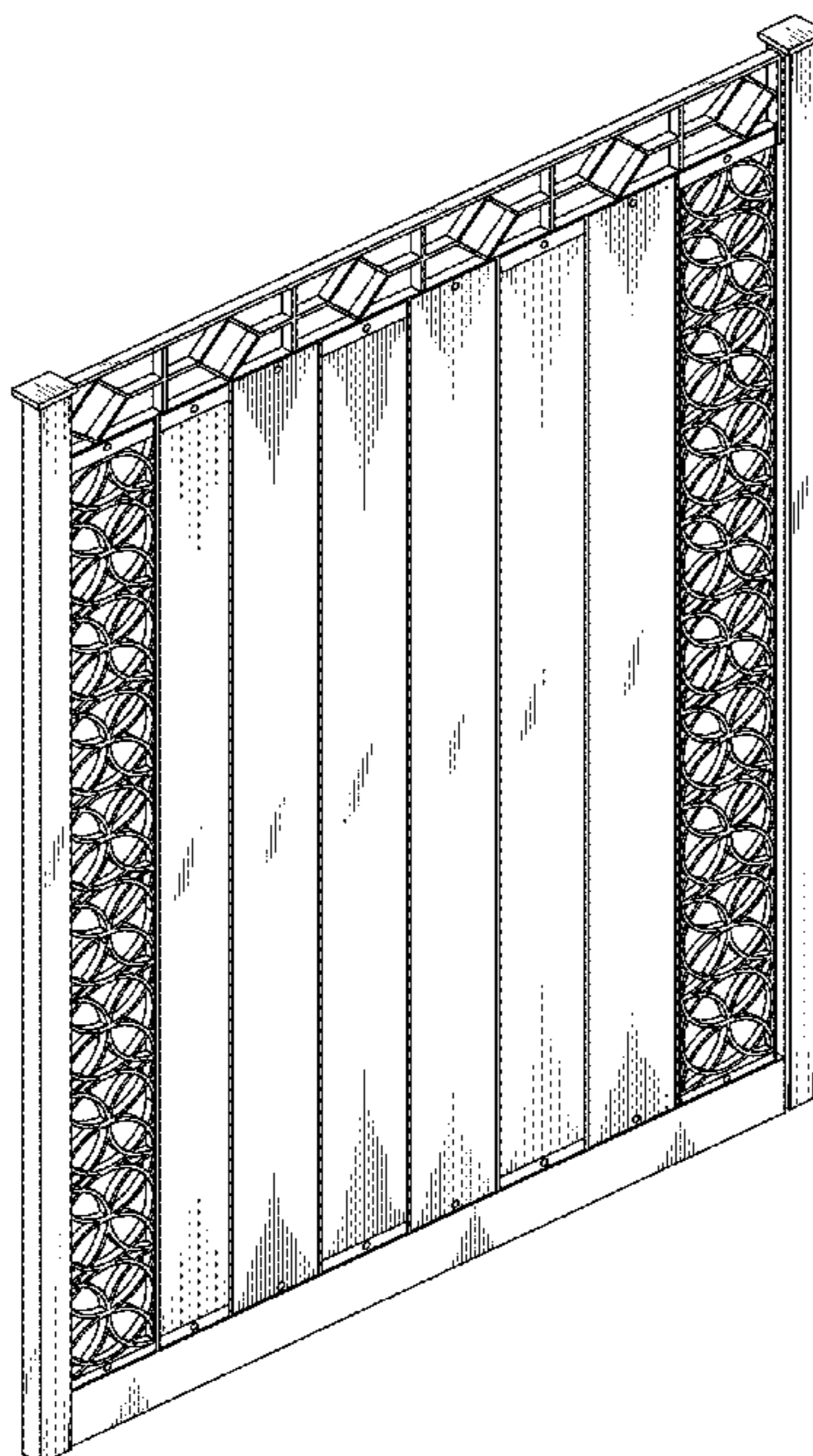
(57) **CLAIM**

The ornamental design for a gate, as shown and described.

DESCRIPTION

FIG. 1 is a top and front perspective view of a gate showing a new design;
FIG. 2 is a front view thereof with the back view being a mirror image thereof;
FIG. 3 is a left side view thereof with the right side being a mirror image thereof;
FIG. 4 is a top view thereof; and,
FIG. 5 is a bottom side view thereof.
The dashed lines of FIG. 5 show environmental conditions only and form no part of the claimed design.

1 Claim, 2 Drawing Sheets






FIG. 1




FIG. 2




FIG. 3




FIG. 4




FIG. 5